

Surface Mount Fuse, 7 x 2 mm, Quick-Acting F, 125 VAC, 125 VDC



UL 248-14 · 125 VAC · 125 VDC · Quick-Acting F



Description

- High breaking capacity
- Directly solderable on printed circuit boards

Standards

- UL 248-14
- CSA C22.2 no. 248.14

Approvals

- Approval Reference Type: 172876
- UL File Number: E42088
- CSA File Number: 34549

Applications

- Telecom
- Household appliances


References

[Packaging Details](#)
Square Footprint Type [MKF](#)
Corresponding Fuseholder [231786](#); [231787](#)

Weblinks

[pdf datasheet](#), [html-datasheet](#), [General Product Information](#), [Packaging details](#), [Approvals](#), [CE declaration of conformity](#), [RoHS](#), [CHINA-RoHS](#), [REACH](#), [Distributor-Stock-Check](#), [Detailed request for product](#)


Technical Data

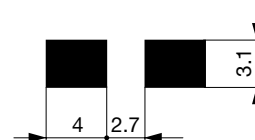
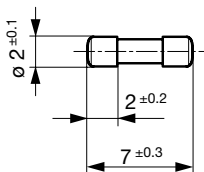
Rated Voltage	63 - 125 VAC, 65 - 125 VDC
Rated current	0.063 - 15 A
Breaking Capacity	300 A
Characteristic	Quick-Acting F
Mounting	PCB, SMT
Admissible Ambient Air Temp.	-55 °C to 125 °C
Climatic Category	55/125/56 acc. to IEC 60068-1
Material: Tube	Ceramic
Material: Endcaps	Tin-Plated Copper Alloy
Unit Weight	0.07 g
Storage Conditions	0 °C to 60 °C, max. 70% r.h.
Product Marking	 , Rated current

Soldering Methods	Reflow, Wave Soldering Profile
Solderability	235 °C / 2 sec acc. to IEC 60068-2-58, Test Td, Fig. 2B (Reflow) // 245 °C / 3 sec (Wave)
Resistance to Soldering Heat	260 °C / 10 sec acc. to IEC 60068-2-58, Test Td

Detailed information on product approvals, code requirements, usage instructions and detailed test conditions can be looked up in [General Product Information](#)

Dimension

 7 mm

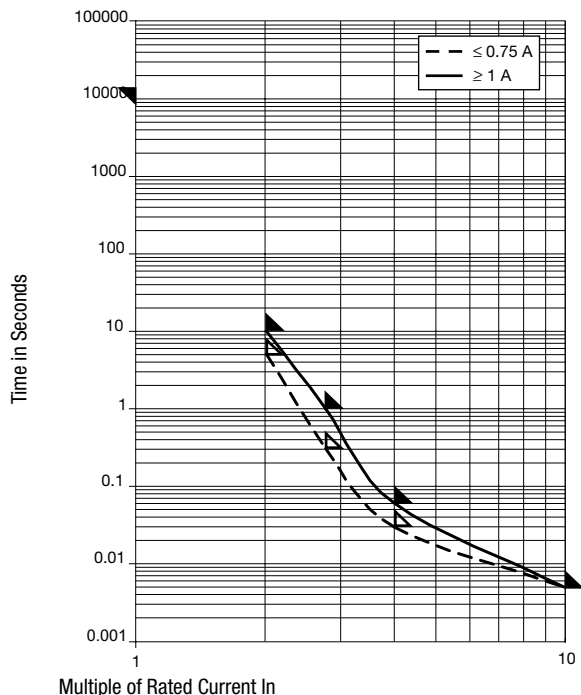


Soldering pads

Pre-Arcing Time


Rated Current I _n	1.0 x I _n min.	2.0 x I _n max.	2.75 x I _n max.	4.0 x I _n max.	10.0 x I _n max.
0.063 A - 0.75 A	4 h	5 s	300 ms	30 ms	5 ms
1 A - 15 A	4 h	10 s	-	60 ms	5 ms


Time-Current-Curves



All Variants

Rated Current [A]	Rated Voltage [VAC]	Rated Voltage [VDC]	Breaking Capacity	Voltage Drop 1.0 I _n typ. [mV]	Power Dissipation 1.0 I _n typ. [mW]	Melting I ² t 10.0 Intyp. [A ² s]	Order Number
0.063	125	125	1)	590	37	0.00022	● 7010.9750.63
0.063	125	125	1)	590	37	0.00022	● 7010.9750.57
0.125	125	125	1)	640	80	0.0024	● 7010.9760.63
0.25	125	125	1)	275	69	0.0061	● 7010.9770.63
0.25	125	125	1)	275	69	0.0061	● 7010.9770.57
0.375	125	125	1)	215	81	0.012	● 7010.9780.63
0.375	125	125	1)	215	81	0.012	● 7010.9780.57
0.5	125	125	1)	205	103	0.046	● 7010.9790.63
0.5	125	125	1)	205	103	0.046	● 7010.9790.57
0.5	125	125	1)	205	103	0.046	● 7010.9790.59
0.75	125	125	1)	190	143	0.09	● 7010.9800.63
0.75	125	125	1)	190	143	0.09	● 7010.9800.57
1	125	125	1)	180	180	0.11	● 7010.9810.63
1	125	125	1)	180	180	0.11	● 7010.9810.57
1.5	125	125	1)	185	278	0.25	● 7010.9820.63
1.5	125	125	1)	185	278	0.25	● 7010.9820.57
1.5	125	125	1)	185	278	0.25	● 7010.9820.59
2	125	125	1)	160	320	0.72	● 7010.9830.63
2	125	125	1)	160	320	0.72	● 7010.9830.57
2.5	125	125	1)	160	400	0.91	● 7010.9840.63
2.5	125	125	1)	160	400	0.91	● 7010.9840.57
3	125	125	1)	155	465	1.3	● 7010.9850.63

Rated Current [A]	Rated Voltage [VAC]	Rated Voltage [VDC]	Breaking Capacity	Voltage Drop 1.0 I _n typ. [mV]	Power Dissipation 1.0 I _n typ. [mW]	Melting I ² t 10.0 Intyp. [A ² s]		Order Number
3.5	125	125	1)	145	510	1.7	●	7010.9860.63
3.5	125	125	1)	145	510	1.7	●	7010.9860.57
4	125	125	1)	140	560	2.6	●	7010.9870.63
4	125	125	1)	140	560	2.6	●	7010.9870.57
5	63	125	2)	125	625	4	●	7010.9880.63
5	125	63	2)	125	625	4	●	7010.9880.57
5	125	63	2)	125	625	4	●	7010.9880.59
7	63	125	2)	120	840	8.5	●	7010.9890.63
7	125	63	2)	120	840	8.5	●	7010.9890.57
10	65	65	3)	110	1100	31	●	7010.9892.63
10	65	65	3)	110	1100	31	●	7010.9892.57
12	65	65	3)	115	1380	48	●	7010.9894.63
12	65	65	3)	115	1380	48	●	7010.9894.57
15	65	65	3)	105	1575	92	●	7010.9896.63
15	65	65	3)	105	1575	92	●	7010.9896.57

 Most Popular.

Availability for all products can be searched real-time: <http://www.schurter.com/en/Stock-Check/Stock-Check-SCHURTER>

- 1) 300 A @ 125 VAC , p.f. ≥ 0.95 / 300 A @ 125 VDC
- 2) 300 A @ 63 VAC , p.f. ≥ 0.95 / 300 A @ 125 VDC
- 3) 300 A @ 65 VAC , p.f. ≥ 0.95 / 300 A @ 65 VDC

Packaging Unit .xx = .63 Plastic Bag (100 pcs.)
 .xx = .57 Blister Tape 18 cm Reel (1500 pcs.)