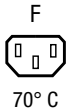


Strip Block for Snap-in Mounting with 4 IEC Appliance Outlets F and space for extra component



Order required accessories separately

Snap-in version



### Description

- Panel Mount :  
Snap-in version from front side
- 1 Function :  
Module of 4 outlets , with additional carrier frame for accessory modules , Pin temperature 70 °C , Protection class I
- Solder terminals or quick connect terminals

### Approvals

- Approval Reference Type: 4754
- VDE Certificate Number: 40030337
- UL File Number: E96454
- CCC File Number: 2011010204456404

### Characteristics

- Insulation cover on the rear-side
- Suitable for use in equipment according to IEC/UL 60950

### Weblinks

[pdf datasheet](#), [html-datasheet](#), [General Product Information](#), [RoHS](#), [CHINA-RoHS](#), [REACH](#), [Distributor-Stock-Check](#), [Accessories](#), [Detailed request for product](#)

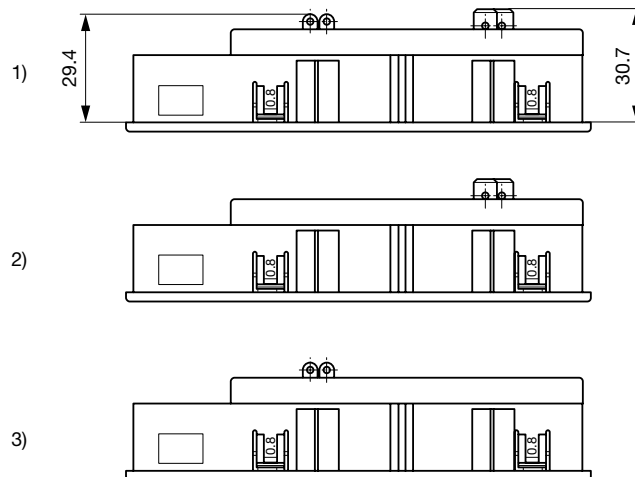
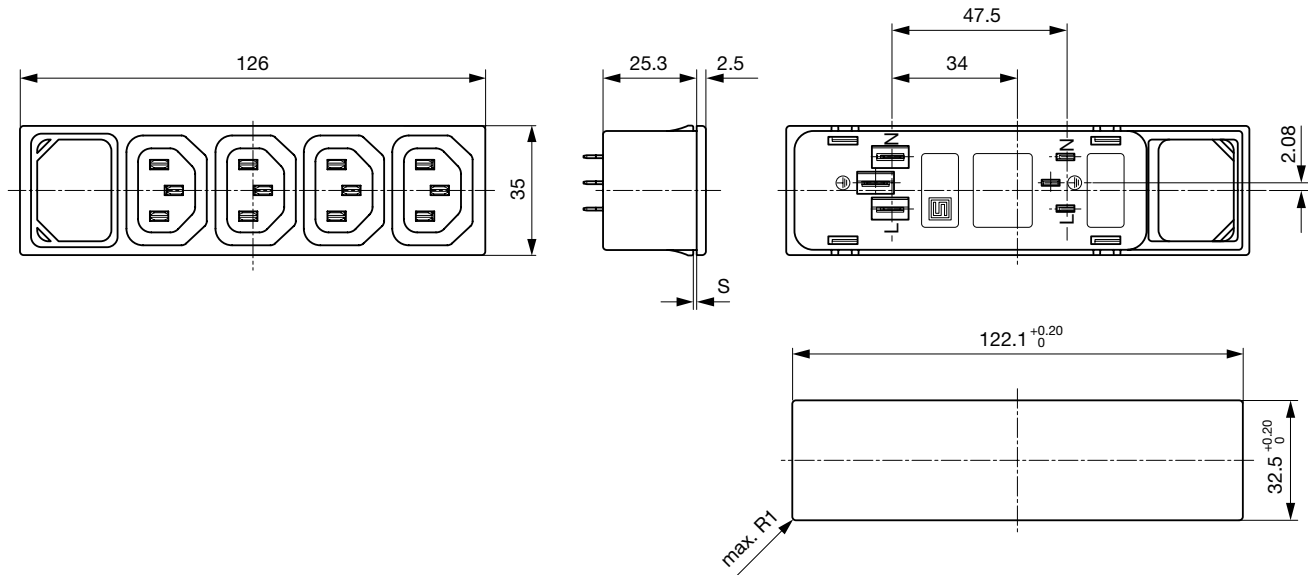
### Technical Data

Ratings IEC	10A / 250VAC; 50Hz	appliance inlet/-outlet	F acc. to IEC 60320-1,
Ratings UL/CSA	15A / 250VAC; 60Hz		UL 498 CSA C22.2 no. 42 (for cold
Dielectric Strength	> 2 kVAC between L-N > 2 kVAC between L/N-PE (1 min/50Hz)		conditions) pin-temperature 70 °C, 10A,
Allowable Operation Temperature	-25 °C to 70 °C		Protection Class I
IP-Protection	from front side IP 30 acc. to IEC 60529		
Insulation cover	Suitable for appliances with protection class I acc. to IEC 61140		
Terminal	Solder terminals or quick connect terminals		
Panel Thickness s	Snap-in1/1.2/1.5/2/2.5/3 mm tolerance +/-0.1		
Material: Housing	Thermoplastic, black, UL 94V-0		

Detailed information on product approvals, code requirements, usage instructions and detailed test conditions can be looked up in [General Product Information](#)

**Dimensions**

Cut-out for 2 mm snap-in inlet



- 1) Solder and quick connect terminals 6.3x0.8 mm  
 2) only quick connect terminals 6.3x0.8 mm  
 3) only solder terminals

All Variants

Panel Thickness [mm]	Terminal	Length [mm]	Order Number
1	Quick connect terminals 6.3 x 0.8 mm	126 mm	4754.3200
1.2	Quick connect terminals 6.3 x 0.8 mm	126 mm	4754.8200
1.5	Quick connect terminals 6.3 x 0.8 mm	126 mm	4754.4200
2	Quick connect terminals 6.3 x 0.8 mm	126 mm	4754.5200
2.5	Quick connect terminals 6.3 x 0.8 mm	126 mm	4754.6200
3	Quick connect terminals 6.3 x 0.8 mm	126 mm	4754.7200
1	Solder terminals 4 x 0.8 mm	126 mm	4754.3400
1.2	Solder terminals 4 x 0.8 mm	126 mm	4754.8400
1.5	Solder terminals 4 x 0.8 mm	126 mm	4754.4400
2	Solder terminals 4 x 0.8 mm	126 mm	4754.5400
2.5	Solder terminals 4 x 0.8 mm	126 mm	4754.6400
3	Solder terminals 4 x 0.8 mm	126 mm	4754.7400
1	Solder terminals 4 x 0.8 mm and quick connect terminals 6.3 x 0.8 mm	126 mm	4754.3000
1.2	Solder terminals 4 x 0.8 mm and quick connect terminals 6.3 x 0.8 mm	126 mm	4754.8000
1.5	Solder terminals 4 x 0.8 mm and quick connect terminals 6.3 x 0.8 mm	126 mm	4754.4000
2	Solder terminals 4 x 0.8 mm and quick connect terminals 6.3 x 0.8 mm	126 mm	4754.5000
2.5	Solder terminals 4 x 0.8 mm and quick connect terminals 6.3 x 0.8 mm	126 mm	4754.6000
3	Solder terminals 4 x 0.8 mm and quick connect terminals 6.3 x 0.8 mm	126 mm	4754.7000

Availability for all products can be searched real-time:<http://www.schurter.com/en/Stock-Check/Stock-Check-SCHURTER>

Please note, all quadblocs are available in protection-class II upon request.

Cord retaining clamp see accessories

**Packaging unit** 40 Pcs

Mating Inlets/Plugs

Category / Description

[Plug Overview complete](#)



IEC Plug E, Cord Connector (Rewireable), Straight, max. cable Diameter 8.5 mm	4732
IEC Plug E, Cord Connector (Rewireable), Straight, max. Cable Diameter 10 mm	4735
IEC Plug E, Cord Connector (Rewireable), Straight	9009
IEC Plug E, Cord Connector (Rewireable), Angled, max. Cable Diameter 8.5 mm	4733
IEC Plug E, Cord Connector (Rewireable), Angled, max. Cable Diameter 10 mm	4736
<a href="#">Plug further types to 4754</a>	...