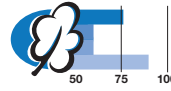


Line filter with inlet for high current Type C20F


Panel mount: screw-on, front-side
snap-in version, front-side



Characteristics

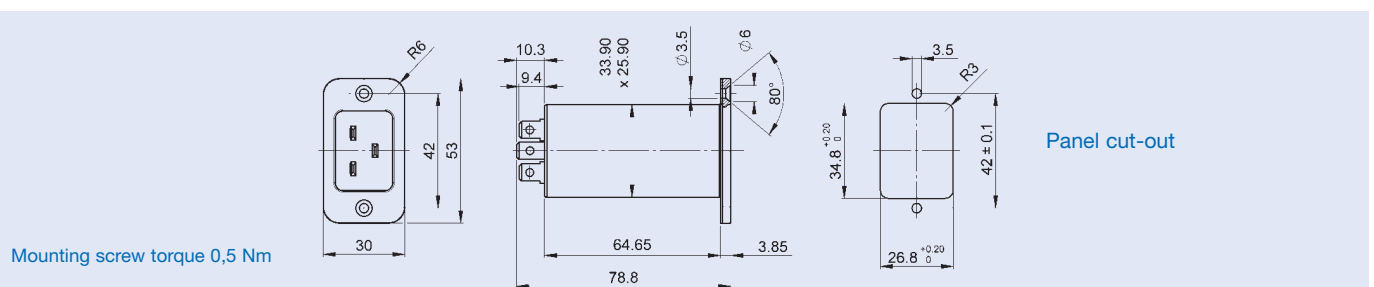
- Compact design with optimal shielding
- Universal line filter for standard applications
- Version with X1 capacitors for enhanced surge withstand voltage
- Designed for standard and medical applications
- Qualified for use in equipment according to IEC/EN 60950

Technical data

Rated voltage	125/250 VAC; 50/60 Hz
Rated current	16 A @T _a 40°C; ENEC 20 A @T _a 40°C; UL / CSA
Leakage current, standard	< 0,5 mA (250 V/60 Hz)
medical (M5)	< 5 µA (250 V/60Hz)
Test voltage (2 sec); CX1, CX2	1,7 kVDC between L-N 2,7 kVDC between L/N-PE
Surge withstand voltage (1.2/50 µs)	CX2 > 2.5 kV between L-N CX1 > 4 kV between L-N CX1, CX2 > 5 kV between L/N-PE
Allowable ambient air temperatures T _a	-25 °C to +85 °C
Climatic category	25/085/21 acc. to IEC/EN 60068-1
Degree of protection (front-side)	IP40 acc. to IEC 60529
Protection class	suitable for equipment with prot. cl. I, acc. to IEC 61140
Terminals	quick-connect terminals 6,3 x 0,8 mm
Panel thickness s	screw-on: max. 8 mm snap-in: 1-3 mm ¹⁾
Materials: Housing	Thermoplastic, black, UL94 V-0
Appliance-inlet	 acc. to IEC/EN 60320-1/C20, Protection class I, pin-temperature 70 °C (cold condition)
Line filter, standard and medical	acc.to IEC 60939, EN 133 200, UL 1283, CSA C22.2 no. 8

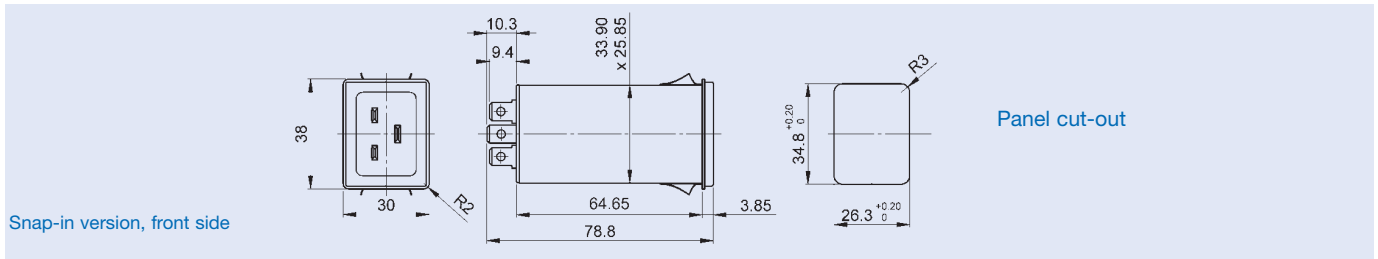
- ¹⁾
- Aluminum 1.5–3 mm
 - Steel 1–3 mm
 - Not suitable for plastic material

Dimensions



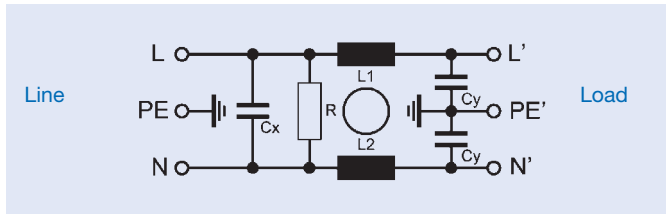
Panel cut-out

Dimensions

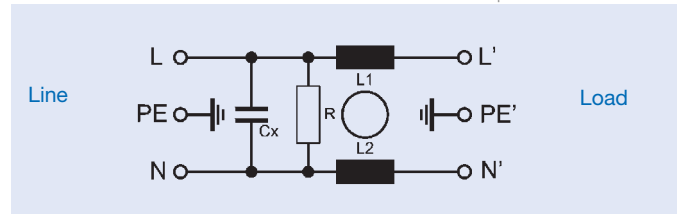


Diagrams

Standard version



Medical version (M5)



Technical data of filter-components

Rated current (A)	Filter-Type	Inductance L1/L2 (mH)	Capacitance		R (MΩ)
			CX (nF) ¹⁾	CY2 (nF)	
20 A (UL, CSA), 16 A (ENEC)	Standard	2 x 0.3	100	2 x 2,2	1
20 A (UL, CSA), 16 A (ENEC)	Medical (M5)	2 x 0.3	100	-	1

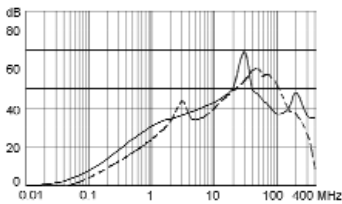
¹⁾ Versions with class X1 and X2

Attenuation loss

Standard version

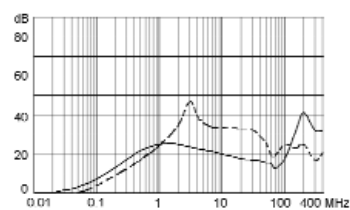
differential mode
common mode ———

20 A



Medical version (M5)

20 A



Order Numbers

Standard	Medical (M5)	Rated current	screw-on	snap-in	Capacitor
C20F.0001	C20F.0002	20 A (UL, CSA), 16 A (ENEC)	•		class X2
C20F.0003	C20F.0004	20 A (UL, CSA), 16 A (ENEC)	•		class X1
C20F.0011	C20F.0012	20 A (UL, CSA), 16 A (ENEC)		•	class X2
C20F.0013	C20F.0014	20 A (UL, CSA), 16 A (ENEC)		•	class X1

Accessories

Cord Retaining Kit Selector Chart

Connector for cable	C20F screw-on	Type	C20F snap-in
4795.0000	4700.0010		4700.0011

Other versions on request:

- Medical Type (M80)