

4-Channel Analog Input Module $\pm 10\text{ V}/0\text{-}10\text{ V}$

Single-ended (S.E.)

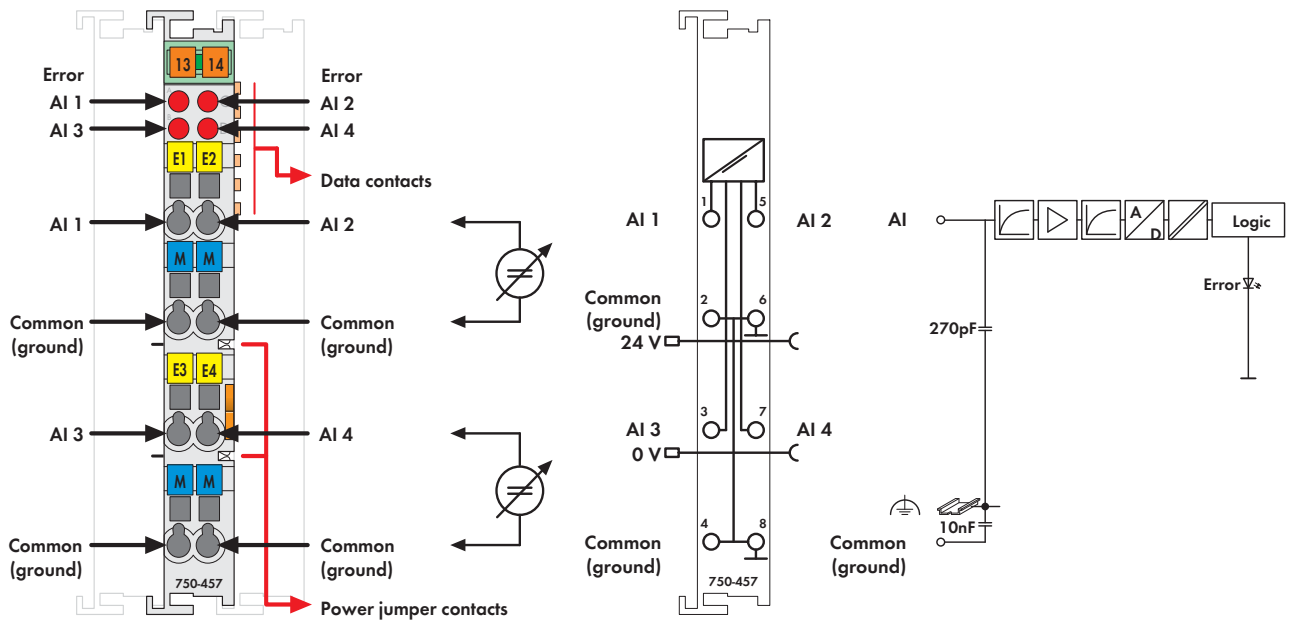





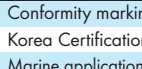




Fig. 750 Series
Delivered without miniature WSB markers

The analog input module receives signals with the standardized values $\pm 10\text{ V}$ and $0\text{-}10\text{ V}$.

The input channels of a module have one common ground potential.

The input signal is electrically isolated and will be transmitted with a resolution of 12 bits.

The internal system supply is used for the power supply of the module.

Description	Item No.	Pack. Unit
4AI $\pm 10\text{ V}$ DC S.E.	750-457	1
4AI $0\text{-}10\text{ V}$ DC S.E.	750-459	1
4AI $\pm 10\text{ V}$ DC S.E./T	750-457/025-000	1
Extended temperature range: $-20\text{ }^\circ\text{C}$... $+60\text{ }^\circ\text{C}$		
4AI $\pm 10\text{ V}$ DC S.E. (without connector)	753-457	1
4AI $0\text{-}10\text{ V}$ DC S.E. (without connector)	753-459	1
Accessories		
 753 Series Connectors	753-110	25
 Coding elements	753-150	100
Miniature WSB Quick marking system		
 plain	248-501	5
 with marking	see Section 11	
Approvals		
Conformity marking	CE	
Korea Certification		
Marine applications (versions upon request)	ABS, BV, DNV, GL, KR, LR, NKK, PRS, RINA	
 UL 508		
 ANSI/ISA 12.12.01	Class I, Div. 2, Grp. ABCD, T4	
 TÜV 07 ATEX 554086 X	I M2 Ex d I Mb, II 3 G Ex nA IIC T4 Gc, II 3 D Ex tc IIIC T135°C Dc	
IECEX TUN 09.0001 X	Ex d I Mb, Ex nA IIC T4 Gc, Ex tc IIIC T135°C Dc	

Technical Data	
Number of inputs	4
Power supply	via system voltage DC/DC
Current consumption (internal)	65 mA
Input voltage (max.)	$\pm 40\text{ V}$
Signal voltage	$\pm 10\text{ V}$ (750-457 / 753-457) 0 V ... 10 V (750-459 / 753-459)
Input resistance	$> 100\text{ k}\Omega$
Resolution	12 bits
Conversion time (typ.)	10 ms
Measuring error ($25\text{ }^\circ\text{C}$)	$< \pm 0.2\%$ of the full scale value
Temperature coefficient	$< \pm 0.01\%$ / K of the full scale value
Isolation	500 V system/supply
Bit width	4 x 16 bits data 4 x 8 bits control/status (optional)
Wire connection	CAGE CLAMP®
Cross sections	0.08 mm^2 ... 2.5 mm^2 / AWG 28 ... 14
Strip lengths, 750/753 Series	8 ... 9 mm / 0.33 in 9 ... 10 mm / 0.37 in
Width	12 mm
Weight	51 g
EMC immunity of interference	acc. to EN 61000-6-2, marine applications
EMC emission of interference	acc. to EN 61000-6-4, marine applications