

Field Side Connection Module

24 V DC

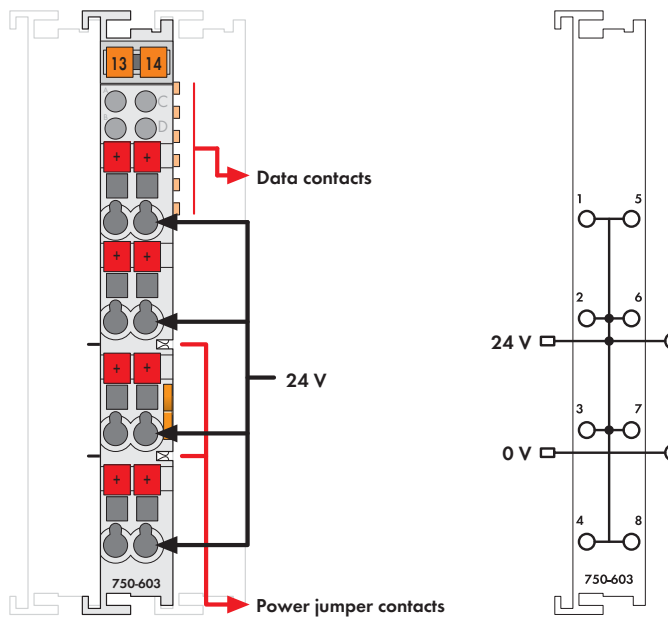




Fig. 750 Series
Delivered without miniature WSB markers

The field side connection module provides 24V power for the inputs of the 8-channel input module 750-430/-431, eliminating external terminal blocks.

The 24V supply and 0V potential are derived from the internal power jumper contacts of an adjacent upstream I/O module. A connection of the potentials to the downstream I/O modules is made automatically via the power jumper contacts when snapping the I/O modules together. The 24V power is available to all eight field side CAGE CLAMP® connections and the 0V potential is passed through without being used by the module.

Description	Item No.	Pack. Unit
Field Side Connection	750-603	1
Field Side Connection (without connector)	753-603	1
Accessories		
 753 Series Connectors	753-110	25
Coding elements	753-150	100
Miniature WSB Quick marking system		
plain	248-501	5
with marking	see Section 11	
Approvals		
Conformity marking	CE	
Korea Certification		
Marine applications	ABS, BV, DNV, GL, KR, LR, PRS, RINA	
UL 508		
ANSI/ISA 12.12.01	Class I, Div. 2, Grp. ABCD, T4	
TÜV 07 ATEX 554086 X	I M2 Ex d I Mb, II 3 G Ex nA IIC T4 Gc, II 3 D Ex tc IIIC T135°C Dc	
IECEx TUN 09.0001 X	Ex d I Mb, Ex nA IIC T4 Gc, Ex tc IIIC T135°C Dc	

Technical Data	
Voltage via power jumper contacts (max.)	24 V DC
Current via power jumper contacts (max.)	10 A DC
Wire connection	CAGE CLAMP®
Cross sections	0.08 mm² ... 2.5 mm² / AWG 28 ... 14
Strip lengths, 750/753 Series	8 ... 9 mm / 0.33 in 9 ... 10 mm / 0.37 in
Width	12 mm
Weight	46.3 g
EMC immunity of interference	acc. to EN 61000-6-2, marine applications
EMC emission of interference	acc. to EN 61000-6-4, marine applications