

# Keysight Technologies

## L4452A Multifunction with Digital I/O, D/A, Totalizer

Data Sheet





## Introduction

### Multifunction instrument offers your system control functionality wherever your application needs it

The Keysight Technologies, Inc. L4452A is a multi-function instrument that is LXI Class C compliant. With its small size and Ethernet connectivity, this multifunction instrument can be placed wherever your application needs it.

The Keysight L4452A allows great flexibility for a variety of sense and control applications. It combines four 8-bit channels of digital input and output, a 100 kHz gated totalizer, and two  $\pm 12$  V analog outputs all on a single earth-referenced module.

Using this LXI instrument, you'll get all the benefits of an Ethernet connection, built-in instrument web interface, standard software drivers and more. The LXI standard is supported by multiple vendors, enabling lower cost of test with accelerated test integration and development.

- LXI compliance includes built-in Ethernet connectivity
- Fully-featured graphical web interface
- 32-bits of digital I/O up to 42 V
- 100 kHz gated totalizer
- Two  $\pm 12$  V analog outputs with 1 mV of resolution
- Software drivers for most common programming environments

## Digital I/O, D/A converter and totalizer for your most common test requirements

The L4452A combines digital I/O, analog outputs and a gated totalizer for your most common system control needs.

The digital I/O supports output levels up to 42 V. These channels can be used with an external power supply to control external devices or to sense limit switch and digital bus status with no complex handshake modes.

You can use the totalizer input to count events. The digital inputs and totalizer inputs may be included in a scan. Alarm limits for the digital and event counter inputs are evaluated continuously, capturing and logging alarm conditions even between scans.

The analog outputs can output up to  $\pm 12$  V or 10 mA DC with 1 mV of resolution. They can be used to source bias voltages to your device under test, to control your analog programmable power supplies, or use the outputs as set points for your control systems.

External trigger capabilities make it easy for you to time and synchronize measurements and other events. This can help you determine when to begin or end a scan.

## System connections you can trust

The L4452A comes with one heavy duty 50-pin Dsub connector that allows for simple, reliable connection options. Each connector uses 30 micro-inches of gold to ensure a repeatable, accurate measurement. Other connection options include:

- Detachable terminal blocks with strain relief
- Low-cost, standard 50-pin Dsub connector kits and cables
- Mass interconnect solutions

## Ethernet connectivity enables simple connection to the network and remote access to measurements

The Ethernet interface offers high-speed connections that allow for remote access and control. You can set up a private network to filter out unwanted LAN traffic and speed up the I/O throughput, or take advantage of the remote capabilities and distribute your tests worldwide. Monitor, troubleshoot, or debug your application remotely. Ethernet communication also can be used with the support of LAN sockets connections.

The optional GPIB interface has many years of proven reliability and can be used for easy integration into existing applications.

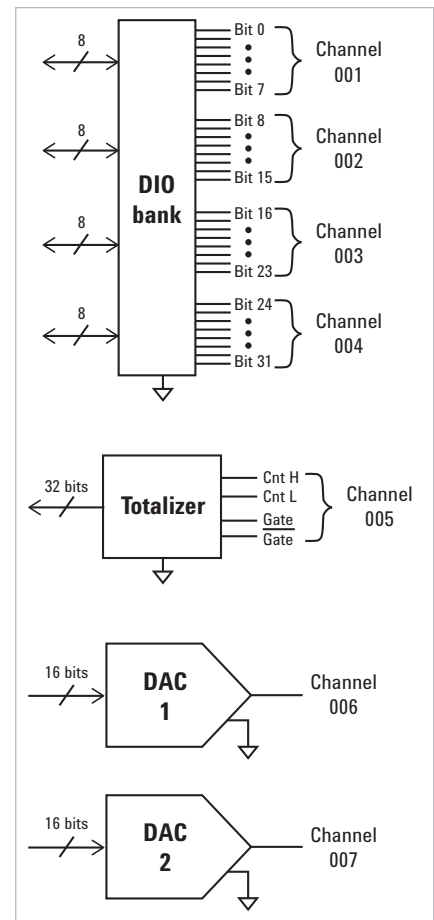


Figure 1. L4452A Multifunction Digital I/O, D/A, totalizer.

The L4452A ships with the Keysight E2094N I/O Libraries Suite, which enables connections for Keysight and non-Keysight modular and traditional instruments. This makes it easy for you to configure and integrate instruments into your system.

Fully-featured graphical web interface makes it easy to set-up and troubleshoot your tests from anywhere in the world

The built-in web interface provides remote access and control of the instrument via a Java-enabled browser such as Internet Explorer. Using the web interface, you can set up, troubleshoot, and monitor your instrument from remote locations.

- View and modify instrument setup
- Configure I/O channels, analog outputs, totalizer and alarms
- Read and write I/O channels
- Output analog channels
- View error queue
- Get status reports, current configuration, firmware revisions, and more

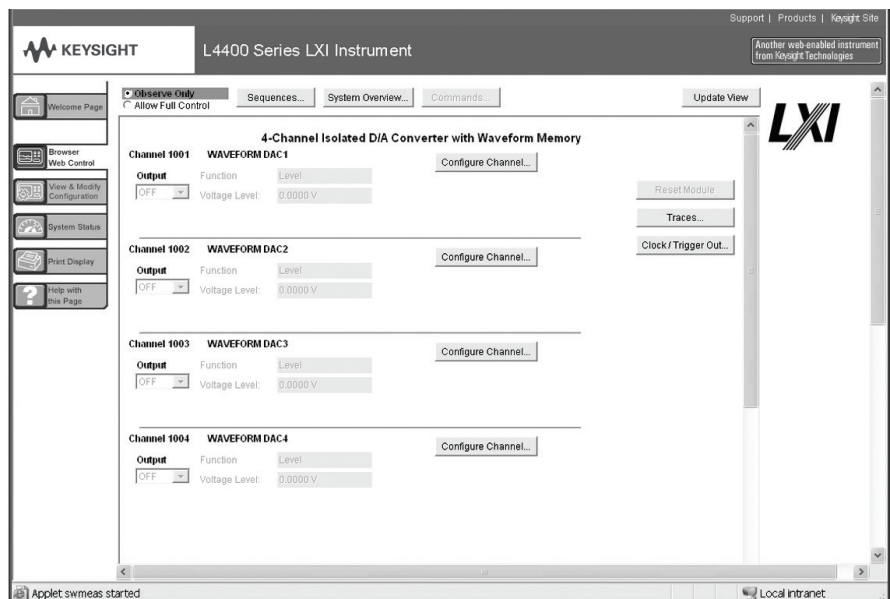


Figure 2. The Web interface makes it easy to set up, troubleshoot and monitor your test remotely.

Additionally, since the web interface is built into the instrument, you can access it on any operating system that supports the web browser without having to install any special software. Password protection and LAN lockout are also provided to limit access for additional security.

### Software for most popular programming environments

Full support for standard programming environments ensures compatibility and efficiency. You can use direct I/O with your own software, or use standard IVI and LabVIEW software drivers that provide compatibility with the most popular development environments:

- Keysight T&M Toolkit for Microsoft Visual Studio.NET and Keysight VEE Pro
- National Instruments LabVIEW, LabWindows/CVI, TestStand, and Switch Manager
- Microsoft C/C++ and Visual Basic


High-performance switching wherever your application needs it



Power button

Status LEDs

Easy connection options with terminal blocks, standard 50-pin cables or connector kits



External trigger to synchronize events

## Product specifications

Digital input/output characteristics		
Four 8-bit channels, 8-bits wide, input or output, non-isolated		
Vin(L)	< 0.8 V (TTL)	
Vin(H)	> 2.0 V (TTL)	
Vout(L)	< 0.8 V @Iout = -400 mA per output	
Vout(H)	> 2.4 V @ Iout = 1 mA	
Vin(H) max	< 42 V with external open drain pull-up	
Alarm	Maskable pattern match or state change	
Speed	4 ms (max) alarm sampling	
Latency	5 ms (typ) to 34980A alarm output	
Read/write speed	95/s	
Totalize input characteristics		
Max count	$2^{26} - 1$	
Totalize input	100 kHz (max) rising or falling edge, programmable	
Signal level	1 Vp-p (min) 42 Vpk (max)	
Threshold	0 V or TTL	
Gate input	TTL-Hi, TTL-Lo, or none	
Count reset	Manual or read + reset	
Read speed	85 rdgs/s	
Analog output characteristics		
DAC 1, 2	$\pm 12$ V, non-isolated	
Resolution	1 mV	
IOUT	10 mA max	
Settling time	1 ms to 0.01% of output	
Accuracy 1 year	$\pm$ (% of output + mV) (0.25% + 20 mV)	
Temp. coefficient	$\pm$ (0.015% + 1 mV)/°C	

## Product specifications (continued)

<b>Data out of memory to LAN or GPIB</b>		
(Data transfers rate with 1000 channel blocks)	<b>GPIB rds/s</b>	<b>LAN (w/ VXI 11) rds/s</b>
Readings	2560	3542
Readings with timestamp	1304	1826
Readings with all format options ON	980	1361
<b>Scan triggering</b>		
Source	Internal, external, software, or on monitor channel alarm	
Scan count	1 to 50,000 or continuous	
Scan interval	0 to 99 hours; 1 ms step size	
Channel delay	0 to 60 seconds per channel; 1 ms step size	
External trig delay	<2 ms. With monitor on <200 ms	
External trig jitter	<2 ms	
<b>Alarms</b>		
Digital inputs	Digital in maskable pattern match or state change frequency and totalize: Hi limit only	
Alarm on channel	Alarm evaluated each reading	
Alarm outputs	2 TTL compatible Selectable TTL logic Hi or Lo on fail	
Latency	5 ms (typical)	
<b>Memory</b>		
Type	Volatile	
Readings	500,000 with timestamp readable during scan	
States	5 instrument states with user label in non-volatile memory	
<b>General specifications</b>		
Power supply	Universal 100 V to 240 V $\pm$ 10%	
Power line frequency	50 Hz to 60 Hz $\pm$ 10% automatically sensed	
Power consumption	15 VA	
Operating environment	Full accuracy for 0°C to 55°C Full accuracy to 80% R.H. at 40 °C Pollution degree 1 of IEC 61010-1	
Storage environment	-40°C to 70°C	
Dimensions (H x W x L)	40.9 x 212.3 x 379.3 mm 1.61 x 8.36 x 14.93 in	
Weight	3.6 kg, 8 lbs	
Safety conforms to	CSA, UL/IEC/EN 61010-1	
EMC conforms to	IEC/EN 61326-1, CISPR 11	
Warranty	3 years	

## Product specifications (continued)

<b>Software</b>		
	Keysight connectivity software included	Keysight I/O Libraries Suite 14 or greater (E2094N)
<b>Minimum system requirements</b>		
	PC hardware	Intel Pentium 100 MHz, 64 Mbyte RAM, 210 Mbyte disk space Display 800x600, 256 colors, CD-ROM drive
	Operating system <sup>1</sup>	Windows 98 SE/NT/2000/XP
<b>Computer interface</b>		
		Standard LAN 10BaseT/100BaseTx Optional IEEE 488.2 GPIB
<b>Software driver support for programming languages</b>		
	Software drivers	IVI-C and IVI-COM for Windows NT/2000/XP LabVIEW
	<b>Compatible with programming tools and environments</b>	
	Keysight	VEE Pro T&M Toolkit (requires VisualStudio.NET)
	National Instruments	TestStand Measurement Studio LabWindows/CVI LabVIEW Switch Executive
	Microsoft	Visual Studio.NET C/C++ Visual Basic 6

<sup>1</sup> Load I/O Libraries Version M for Windows NT support or version 14.0 for Windows 98 SE support



## Ordering information

### **L4452A Multifunction instrument with digital I/O, D/A converters and totalizer**

Includes User's guide on CD, power cord, and Quick Start package

#### **Option -GPIB**

Adds GPIB interface

#### **Option 0B0**

Deletes printed manual set, full documentation included on CD ROM

#### **Option ABA**

English printed manual set

#### **Connection options**

Select terminal block for discrete wiring, cables or connector kits. Cables and connector kit require one per instrument.

#### **34952T**

Terminal block for 34951A and L4451A 4-Ch D/A converter

#### **Y1135A**

1.5 m 50-pin Dsub, M/F twisted pair with outer shield cable – 300 V

#### **Y1136A**

3 m 50-pin Dsub, M/F twisted pair with outer shield cable – 300 V

#### **Y1141A**

Solder cup connector kit with male 50-pin Dsub

## Other accessories

### **Y1160A**

Rack mount kit for L4400 series instruments-racks 2 instruments side-by-side with sliding tray

Note: when using the L4400 Series Rack Mount Kit, use the Y1139A solder cup connector kit rather than the 34921T terminal block.

For additional information please visit:  
<http://www.keysight.com/find/L4452A>

## Related literature

### **Data sheets**

5988-6302EN, *Keysight VEE Pro*

5989-1441EN, *Keysight W1130B T&M Toolkit 2.1 with Test Automation*

5989-1439EN, *Keysight E2094N I/O Libraries Suite 15.5*

**myKeysight**

**myKeysight**

[www.keysight.com/find/mykeysight](http://www.keysight.com/find/mykeysight)

A personalized view into the information most relevant to you.



[www.axiestandard.org](http://www.axiestandard.org)

AdvancedTCA® Extensions for Instrumentation and Test (AXIe) is an open standard that extends the AdvancedTCA for general purpose and semiconductor test. Keysight is a founding member of the AXIe consortium. ATCA®, AdvancedTCA®, and the ATCA logo are registered US trademarks of the PCI Industrial Computer Manufacturers Group.



[www.lxistandard.org](http://www.lxistandard.org)

LAN eXtensions for Instruments puts the power of Ethernet and the Web inside your test systems. Keysight is a founding member of the LXI consortium.



[www.pxisa.org](http://www.pxisa.org)

PCI eXtensions for Instrumentation (PXI) modular instrumentation delivers a rugged, PC-based high-performance measurement and automation system.



**Three-Year Warranty**

[www.keysight.com/find/ThreeYearWarranty](http://www.keysight.com/find/ThreeYearWarranty)

Keysight's commitment to superior product quality and lower total cost of ownership. The only test and measurement company with three-year warranty standard on all instruments, worldwide.



**Keysight Assurance Plans**

[www.keysight.com/find/AssurancePlans](http://www.keysight.com/find/AssurancePlans)

Up to five years of protection and no budgetary surprises to ensure your instruments are operating to specification so you can rely on accurate measurements.



[www.keysight.com/quality](http://www.keysight.com/quality)

Keysight Technologies, Inc.  
DEKRA Certified ISO 9001:2008  
Quality Management System

**Keysight Channel Partners**

[www.keysight.com/find/channelpartners](http://www.keysight.com/find/channelpartners)

Get the best of both worlds: Keysight's measurement expertise and product breadth, combined with channel partner convenience.

[www.keysight.com/find/L4452A](http://www.keysight.com/find/L4452A)

For more information on Keysight Technologies' products, applications or services, please contact your local Keysight office. The complete list is available at: [www.keysight.com/find/contactus](http://www.keysight.com/find/contactus)

**Americas**

Canada	(877) 894 4414
Brazil	55 11 3351 7010
Mexico	001 800 254 2440
United States	(800) 829 4444

**Asia Pacific**

Australia	1 800 629 485
China	800 810 0189
Hong Kong	800 938 693
India	1 800 112 929
Japan	0120 (421) 345
Korea	080 769 0800
Malaysia	1 800 888 848
Singapore	1 800 375 8100
Taiwan	0800 047 866
Other AP Countries	(65) 6375 8100

**Europe & Middle East**

Austria	0800 001122
Belgium	0800 58580
Finland	0800 523252
France	0805 980333
Germany	0800 6270999
Ireland	1800 832700
Israel	1 809 343051
Italy	800 599100
Luxembourg	+32 800 58580
Netherlands	0800 0233200
Russia	8800 5009286
Spain	0800 000154
Sweden	0200 882255
Switzerland	0800 805353
	Opt. 1 (DE)
	Opt. 2 (FR)
	Opt. 3 (IT)
United Kingdom	0800 0260637

For other unlisted countries:  
[www.keysight.com/find/contactus](http://www.keysight.com/find/contactus)  
(BP-07-10-14)

