

Surface Mount Fuse, 11 x 4.6 mm, Time-Lag T, 250 VAC, 125 VDC



Exemplary part photo depending on part no.

UL 248-14 · 250 VAC · 125 VDC · Time-Lag T



Description

- Directly solderable on printed circuit boards

Standards

- UL 248-14
- CSA C22.2 no. 248.14

Approvals

- Approval Reference Type: OMT
- UL File Number: E41599
- CSA File Number: 51172

Applications

- Primary protection on SMD PCBs
- AC and DC applications


References

[Packaging Details](#)

Weblinks

[pdf datasheet](#), [html-datasheet](#), [General Product Information](#), [Packaging details](#), [Approvals](#), [CE declaration of conformity](#), [RoHS](#), [CHINA-RoHS](#), [REACH](#), [Distributor-Stock-Check](#), [Detailed request for product](#)

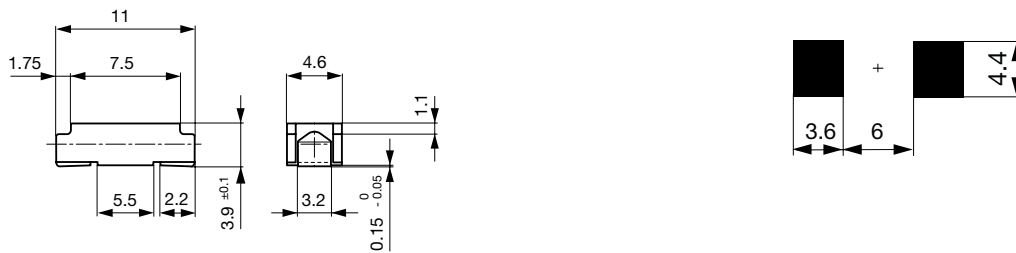
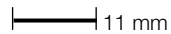
Technical Data

Rated Voltage	125 - 250 VAC, 125 VDC
Rated current	0.75 - 5 A
Breaking Capacity	50 A - 100 A
Characteristic	Time-Lag T
Mounting	PCB,SMT
Admissible Ambient Air Temp.	-40 °C to 125 °C
Climatic Category	40/125/21 acc. to IEC 60068-1
Material: Housing	Thermoplastic, UL 94V-0
Material: Terminals	Tin-Plated Copper Alloy
Unit Weight	0.04 g
Storage Conditions	0 °C to 40 °C, max. 70% r.h.
Product Marking	 , Type, Rated current, Approvals

Soldering Methods	Reflow, Wave Soldering Profile
Solderability	245 °C / 3 sec acc. to IEC 60068-2-58, Test Td
Resistance to Soldering Heat	260 °C / 10 sec acc. to IEC 60068-2-58, Test Td
Moisture Resistance Test	MIL-STD-202, Method 106E (50 cycles in a temp./mister chamber)
Terminal Strength	MIL-STD-202, Method 211A (Deflection of board 1 mm for 1 minute)
Thermal Shock	MIL-STD-202, Method 107D (200 air-to-air cycles from -55 to +125 °C)
Case Resistance	acc. to EIA/IS-722, Test 4.7 >100 MΩ (between leads and body)
Mechanical Shock	MIL-STD-202, Method 213B (Shock 50g, half sine wave, 11 ms)
Vibration, High Frequency	MIL-STD-202, Method 204D Shock 20 gn, 20 min, 10-2 kHz, 12 cyc.
Resistance to Solvents	MIL-STD-202, Method 215A

Detailed information on product approvals, code requirements, usage instructions and detailed test conditions can be looked up in [General Product Information](#)

Dimension



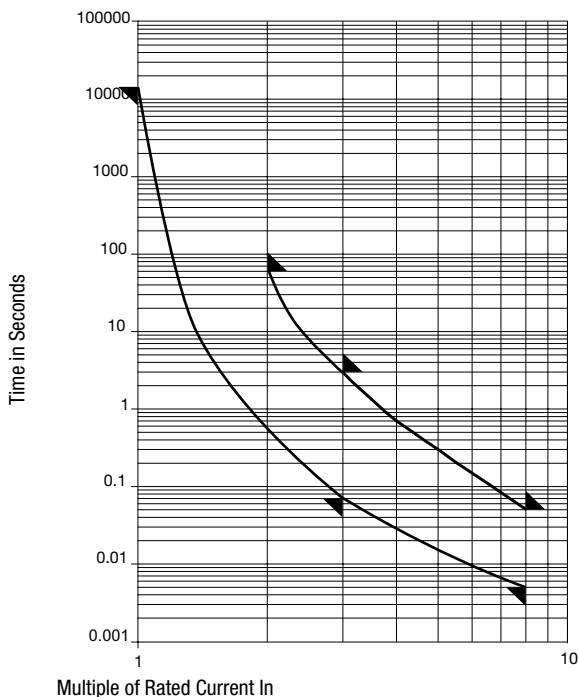
Soldering pads

Pre-Arcing Time

Rated Current I_n 1.0 x I_n min. 2.0 x I_n min. 2.0 x I_n max. 3.0 x I_n min. 3.0 x I_n max. 8.0 x I_n min. 8.0 x I_n max.


0.75 A - 5 A	4 h	100 ms	60 s	70 ms	3 s	5 ms	50 ms
--------------	-----	--------	------	-------	-----	------	-------

Time-Current-Curves



All Variants

Rated Current [A]	Rated Voltage [VAC]	Rated Voltage [VDC]	Breaking Capacity	Voltage Drop 1.0 I_n typ. [mV]	Power Dissipation 1.0 I_n typ. [mW]	Melting I^2t 8.0 I_n typ. [A ² s]		Order Number
0.75	250	125 VDC	1)	200	150	0.36	●	3403.0129.11
0.75	250	125 VDC	1)	200	180	0.36	●	3403.0129.24
1	250	125 VDC	1)	146	146	0.99	●	3403.0116.11
1	250	125 VDC	1)	92	92	0.7	●	3403.0116.24
1.25	250	125 VDC	1)	89	111	1	●	3403.0117.11
1.25	250	125 VDC	1)	89	111	1	●	3403.0117.24
1.5	250	125 VDC	2)	74	111	2	●	3403.0130.11

Rated Current [A]	Rated Voltage [VAC]	Rated Voltage [VDC]	Breaking Capacity	Voltage Drop 1.0 In typ. [mV]	Power Dissipation 1.0 I _n typ. [mW]	Melting I ² t 8.0 In typ. [A ² s]		Order Number
1.5	250	125 VDC	2)	74	111	2	●	3403.0130.24
2	250	125 VDC	2)	69	138	4	●	3403.0119.11
2	250	125 VDC	2)	69	138	4	●	3403.0119.24
2.5	125	125 VDC	3)	68	170	7	●	3403.0120.11
2.5	125	125 VDC	3)	68	170	7	●	3403.0120.24
3	125	125 VDC	3)	62	186	12	●	3403.0131.11
3	125	125 VDC	3)	62	186	12	●	3403.0131.24
3.5	125	125 VDC	3)	60	210	19	●	3403.0132.11
3.5	125	125 VDC	3)	60	210	19	●	3403.0132.24
4	125	125 VDC	3)	60	240	23	●	3403.0122.11
4	125	125 VDC	3)	60	240	23	●	3403.0122.24
5	125	125 VDC	3)	57	285	37	●	3403.0123.11
5	125	125 VDC	3)	57	285	37	●	3403.0123.24

Most Popular.

Availability for all products can be searched real-time: <http://www.schurter.com/en/Stock-Check/Stock-Check-SCHURTER>

- 1) 100 A @ 250 VAC / 100 A @ 125 VDC
- 2) 50 A @ 250 VAC / 100 A @ 125 VAC / 100 A @ 125 VDC
- 3) 100 A @ 125 VAC / 100 A @ 125 VDC

Packaging Unit .xx = .11 Plastic Bag (100 pcs.)
 .xx = .24 Blister Tape 33 cm Reel (2000 pcs.)