

Miniature Fuse, 5 x 20 mm, Super-Time-Lag TT, NF, 220 VAC



NF C 93-435 · 220 VAC · Super-Time-Lag TT



### Description

- Low Breaking Capacity

### Standards

- UL 248-14
- NF C 93-435 - Model HA20
- Contrôle de Conformité de Qualité (CCQ)

### Approvals

- Approval Reference Type: D1 TD
- UL File Number: E42088

### Weblinks

[pdf datasheet](#), [html-datasheet](#), [General Product Information](#), [Packaging details](#), [Approvals](#), [CE declaration of conformity](#), [RoHS](#), [CHINA-RoHS](#), [REACH](#), [Distributor-Stock-Check](#), [Detailed request for product](#)

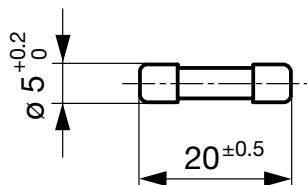
### Technical Data

Rated Voltage	32 - 220 VAC
Rated current	0.031 - 15 A
Breaking Capacity	40 A - 100 A
Characteristic	Super-Time-Lag TT
Mounting	Fuseholder / Clip
Admissible Ambient Air Temp.	-40 °C to 70 °C
Climatic Category	40/070/56 acc. to IEC 60068-1
Material: Tube	Glass
Material: Endcaps	Nickel-Plated Copper Alloy
Unit Weight	1.4 g
Storage Conditions	0 °C to 60 °C, max. 70% r.h.
Product Marking	Type, HA20, Rated current, Characteristic

Resistance to Vibration	acc. to NF C 20-706 / IEC 60068-2-6, test Fc
Shocks	acc. to NF C 20-706 / IEC 60068-2-27
Salt Mist	acc. to NF C 20-711 / IEC 60068-2-11

Detailed information on product approvals, code requirements, usage instructions and detailed test conditions can be looked up in [General Product Information](#)

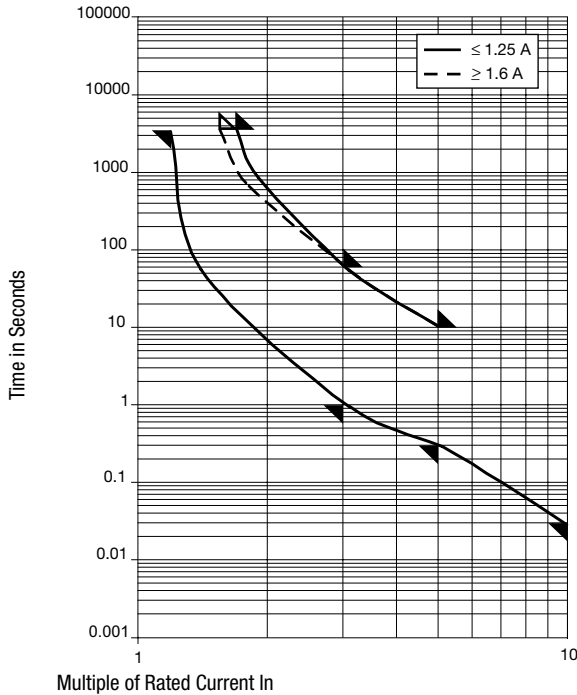
### Dimension



**Pre-Arcing Time**

Rated Current I <sub>n</sub>	1.1 x I <sub>n</sub> min.	2.0 x I <sub>n</sub> max.	2.1 x I <sub>n</sub> max.	3.0 x I <sub>n</sub> min.	3.0 x I <sub>n</sub> max.	5.0 x I <sub>n</sub> min.	5.0 x I <sub>n</sub> max.	10.0 x I <sub>n</sub> min.
0.031 A - 1.25 A	-	10 min	-	1 s	60 s	300 ms	10 s	30 ms
1.6 A - 15 A	-	-	10 min	1 s	60 s	300 ms	10 s	30 ms



**Time-Current-Curves**



**All Variants**

Rated Current [A]	Rated Voltage [VAC]	Breaking Capacity	Voltage Drop 1.0 I <sub>n</sub> typ. [mV]	Power Dissipation 1.1 I <sub>n</sub> typ. [mW]	Melting I <sup>2</sup> t 10.0 Intyp. [A <sup>2</sup> s]	Order Number
0.031	220	1)	3850	145	0.079 ●	7030.3110
0.04	220	1)	3150	155	0.2 ●	7030.3120
0.05	220	1)	2600	160	0.22 ● ●	7030.3130
0.063	220	1)	2000	155	0.35 ● ●	7030.3140
0.08	220	1)	1850	180	0.26 ● ●	7030.3150
0.1	220	1)	1600	190	0.028 ● ●	7030.3210
0.16	220	2)	745	150	0.2 ● ●	7030.3230
0.2	220	2)	715	180	0.39 ● ●	7030.3240
0.25	220	2)	480	150	0.4 ● ●	7030.3250
0.31	220	2)	870	340	0.21 ● ●	7030.3260
0.4	220	2)	665	340	0.64 ● ●	7030.3270
0.5	220	2)	555	360	1 ● ●	7030.3280
0.63	220	2)	460	370	1.6 ● ●	7030.3290
0.8	220	2)	365	370	4.2 ● ●	7030.3310
1	220	2)	295	365	9 ● ●	7030.3320
1.25	220	2)	300	465	7.1 ● ●	7030.3330
1.6	125	3)	280	535	22 ● ●	7040.3110
2	125	3)	245	595	43 ● ●	7040.3120
2.5	125	3)	210	630	128 ● ●	7040.3130
3.15	125	3)	160	615	370 ● ●	7040.3140
4	125	4)	165	790	260 ● ●	7040.3150
5	125	4)	175	1100	440 ● ●	7040.3160



Rated Current [A]	Rated Voltage [VAC]	Breaking Capacity	Voltage Drop 1.0 I <sub>n</sub> typ. [mV]	Power Dissipation 1.1 I <sub>n</sub> typ. [mW]	Melting I <sup>2</sup> t 10.0 Intyp. [A <sup>2</sup> s]	  GAM T1 NNO	Order Number
6.3	125	4)	105	775	800	● ●	7040.3170
8	125	5)	105	1000	1400	●	7040.3180
10	125	5)	90	1050	2200	●	7040.3190
12.5	32	6)	55	795	890		7040.3200
15	32	6)	45	745	3400		7040.3210

Most Popular.

Availability for all products can be searched real-time: <http://www.schurter.com/en/Stock-Check/Stock-Check-SCHURTER>

- 1) NF: 60 A @ 220 VAC , p.f. = 1.0
- 1) UL: 4000 A @ 125 VAC , p.f. ≥ 0.9 / 4000 A @ 125 VDC , L/R = 5 ms
- 2) NF: 60 A @ 220 VAC , p.f. = 1.0
- 2) UL: 50 A @ 125 VAC , p.f. = 1.0 / 50 A @ 125 VDC , L/R = 5 ms
- 3) NF: 40 A @ 125 VAC , p.f. = 0.7 - 0.8
- 3) UL: 100 A @ 125 VAC , p.f. ≥ 0.9
- 4) NF: 40 A @ 125 VAC , p.f. = 0.7 - 0.8
- 4) UL: 50 A @ 125 VAC , p.f. ≥ 0.9
- 5) UL: 50 @ 125 VAC , p.f. ≥ 0.9
- 6) 100 A @ 32 VAC , p.f. ≥ 0.9

**Packaging Unit**      Small Box Pack (10 pcs.)