


# Shielded Power Inductors – SLR1070



- Tight DCR tolerance for inductor-DCR-based current sensing circuits
- Excellent current handling, up to 86 A
- 10.4 × 8.0 × 7 mm surface mount package
- Designed for use in multi-phase VRM/VRD/EVRD regulators

**Designer's Kit C467** contains 3 each of select values.

**Core material** Ferrite

**Weight** 2.2 – 2.3 g

**Environmental** RoHS compliant, halogen free

**Terminations** RoHS compliant matte tin over nickel over copper.

**Ambient temperature** –40°C to +85°C with (40°C rise) Irms current.

**Maximum part temperature** +125°C (ambient + temp rise). [Derating.](#)

**Storage temperature** Component: –40°C to +125°C.

Tape and reel packaging: –40°C to +80°C

**Resistance to soldering heat** Max three 40 second reflows at +260°C, parts cooled to room temperature between cycles

**Moisture Sensitivity Level (MSL)** 1 (unlimited floor life at <30°C / 85% relative humidity)

**Failures in Time (FIT) / Mean Time Between Failures (MTBF)**

38 per billion hours / 26,315,789 hours, calculated per Telcordia SR-332

**Packaging** 150/7" reel; 800/13" reel; Plastic tape: 24 mm wide, 0.5 mm thick, 12 mm pocket spacing, 7.05 mm pocket depth

**PCB washing** Tested to MIL-STD-202 Method 215 plus an additional aqueous wash. See [Doc787\\_PCB\\_Washing.pdf](#).

Part number <sup>1</sup>	Inductance <sup>2</sup> ±10% (nH)	DCR ±10% <sup>3</sup> (mOhms)	SRF typ (MHz)	Isat (A) <sup>4</sup>			Irms (A) <sup>5</sup>	
				at 25°C	at 100°C	at 125°C	20°C rise	40°C rise
SLR1070-121KE_	120	0.29	130	86	68.5	62.5	61	82
SLR1070-141KE_	140	0.29	110	78	60.5	55.0	61	82
SLR1070-171KE_	170	0.29	80	64	50.5	46.0	61	82
SLR1070-221KE_	215	0.29	68	51	38.0	34.0	61	82
SLR1070-251KE_	250	0.29	55	38	35.0	31.5	61	82
SLR1070-281KE_	280	0.29	48	33	27.5	25.5	61	82
SLR1070-301KE_	300	0.29	47	31	26.5	24.0	61	82

1. When ordering, please specify **packaging** code:

**SLR1070-301KEC**

**Packaging:** **C** = 7" machine-ready reel. EIA-481 embossed plastic tape (150 parts per full reel).

**B** = Less than full reel. In tape, but not machine ready. To have a leader and trailer added (\$25 charge), use code letter C instead.

**D** = 13" machine-ready reel. EIA-481 embossed plastic tape. Factory order only, not stocked (800 parts per full reel).

2. Inductance at 100 kHz, 0.1 Vrms, 0 Adc.

3. DCR is measured on a micro-ohmmeter at points indicated in the diagram below.



4. DC current that causes an inductance drop of 20% (typ) from its value without current.

[Click for temperature derating information.](#)

5. Current that causes the specified temperature rise from 25°C ambient.

This information is for reference only and does not represent absolute maximum ratings. [Click for temperature derating information.](#)

6. Electrical specifications at 25°C.

Refer to Doc 362 "Soldering Surface Mount Components" before soldering.

## Irms Testing

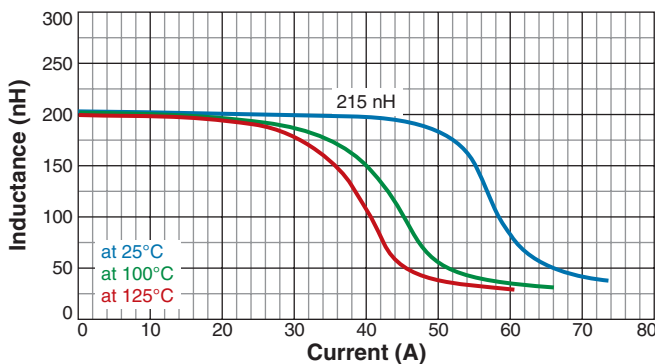
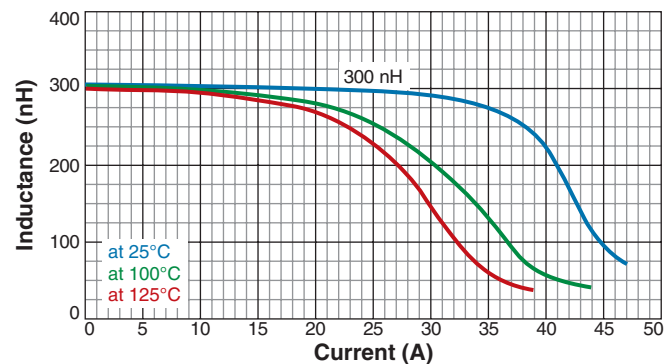
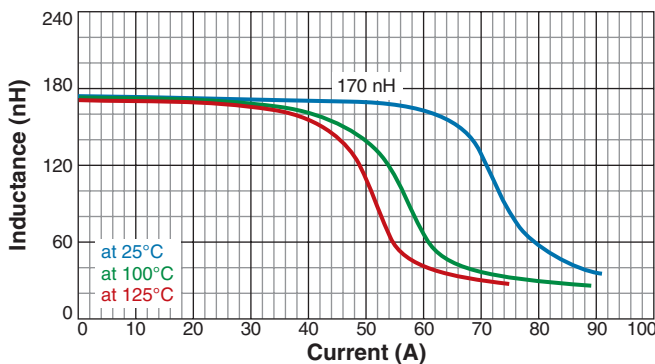
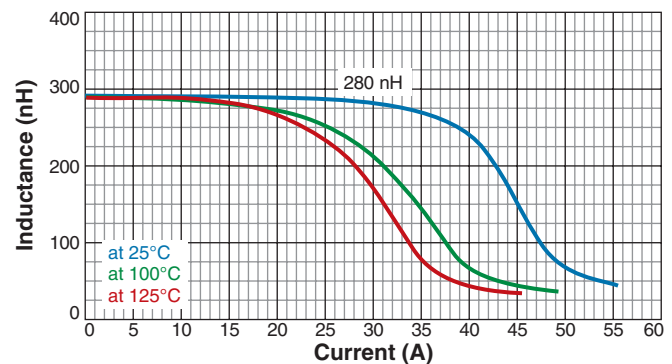
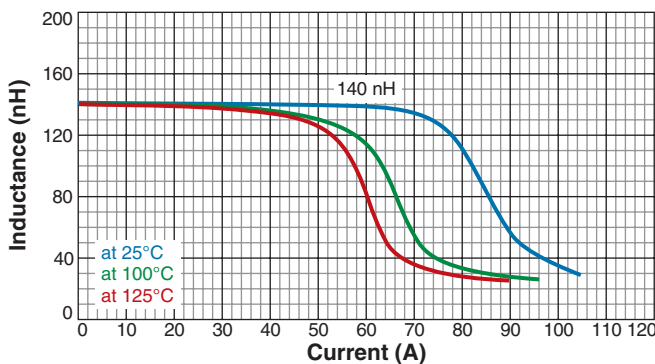
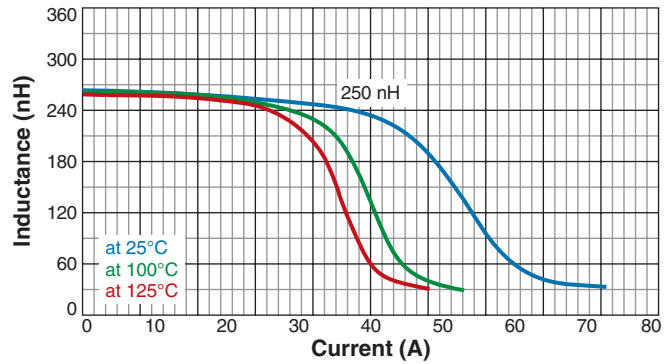
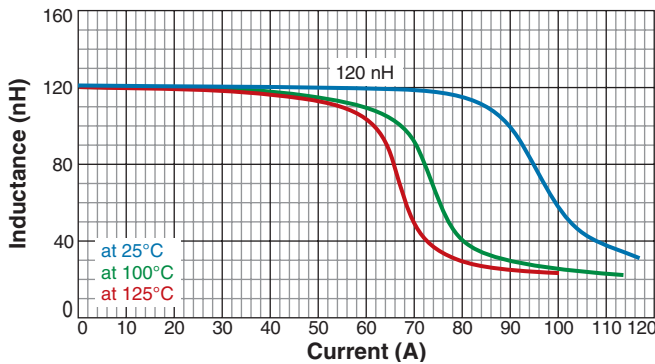
Irms testing was performed on 0.75 inch wide × 0.25 inch thick copper traces in still air.

Temperature rise is highly dependent on many factors including pcb land pattern, trace size, and proximity to other components. Therefore temperature rise should be verified in application conditions.

**NEW!**

# SLR1070 Shielded Power Inductors

## L vs Current



**US** +1-847-639-6400 sales@coilcraft.com  
**UK** +44-1236-730595 sales@coilcraft-europe.com  
**Taiwan** +886-2-2264 3646 sales@coilcraft.com.tw  
**China** +86-21-6218 8074 sales@coilcraft.com.cn  
**Singapore** + 65-6484 8412 sales@coilcraft.com.sg

Document 1279-2 Revised 06/01/16  
 © Coilcraft Inc. 2017  
 This product may not be used in medical or high risk applications without prior Coilcraft approval. Specification subject to change without notice. Please check web site for latest information.

**NEW!**

# SLR1070 Shielded Power Inductors

## L vs Frequency

