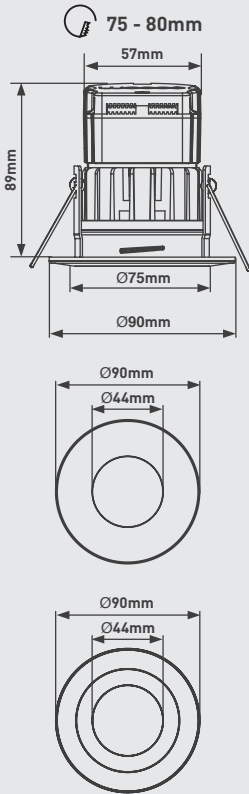


FTYPE FIRE RATED DOWNLIGHT RANGE

- Super fast installation delivering upto 100Llm/W in both the 6W and 8W versions
- Integrated dimmable driver with Loop In/Loop Out push-fit piano key terminals
- Interchangeable bevelled and flat bezels available in a range of colours



CAT NO.	WATTAGE	LUMINAIRE LUMENS	COLOUR TEMPERATURE	EFFICACY Llm/W	POWER FACTOR	CUTOUT
EFT60W27-01	6W	510	2700K	85	>0.9	75 - 80mm
EFT60W30-01	6W	540	3000K	90	>0.9	75 - 80mm
EFT60W40-01	6W	600	4000K	100	>0.9	75 - 80mm
EFT80W27-01	8W	680	2700K	85	>0.9	75 - 80mm
EFT80W30-01	8W	720	3000K	90	>0.9	75 - 80mm
EFT80W40-01	8W	800	4000K	100	>0.9	75 - 80mm


ALTERNATIVE FINISH BEZELS

CAT NO.	DESCRIPTION
EFTBZGW-01	FType Bevelled Profile Bezel - Gloss White
EFTBZMW-01	FType Bevelled Profile Bezel - Matt White
EFTBZPC-01	FType Bevelled Profile Bezel - Polished Chrome
EFTBZBS-01	FType Bevelled Profile Bezel - Brushed Steel
EFTBZBK-01	FType Bevelled Profile Bezel - Black
EFTBZBN-01	FType Bevelled Profile Bezel - Black Nickel
EFTBZFGW-01	FType Flat Profile Bezel - Gloss White
EFTBZFMW-01	FType Flat Profile Bezel - Matt White
EFTBZFPC-01	FType Flat Profile Bezel - Polished Chrome
EFTBZFBS-01	FType Flat Profile Bezel - Brushed Steel
EFTBZFBK-01	FType Flat Profile Bezel - Black
EFTBZFBN-01	FType Flat Profile Bezel - Black Nickel

FLAT OR BEVELLED DESIGN BEZEL



BEZEL FINISHES AVAILABLE*



*Supplied with matt white bezel

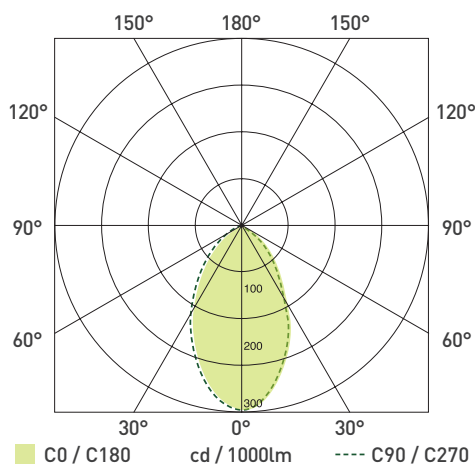
- The **NEW** FType range of Fire Rated LED Downlights from Luceco have been designed and engineered with true performance at their heart, Luceco's focus on fast fit solutions, flawless functionality and maximum energy saving make FType perfect for both new build and retrofit applications
- Using the latest Samsung LED chips to deliver 100 Lumens per Watt in both 6W and 8W versions, its Integrated dimmable driver, and speed-fit™ loop in/loop out piano key terminals for fast and simple installation on both stranded and solid wire cable, make FType the most efficient and unrivalled residential Fire Rated Downlights range on the market
- The ThermalRod™ heatsink with its 9 precision columns, maximises thermal transfer and air circulation, extending the life of the LED chips to give you faultless performance and constant light output throughout its life
- Applying the latest manufacturing processes and design, FType subtly integrates the LED chips behind a baffled back lens to provide unrestricted 100lm/W light output and a wide 60-degree beam, all delivered through its unique Crystalline Optics™ lens technology for crystal clear low glare illumination
- With a range of interchangeable flat and bevelled bezels available in a variety of colours and finishes, the FType will suite seamlessly with your décor as well as your existing fixtures and fittings, presenting the perfect combination of both performance and style

6W – 3000K

LUMINAIRE PERFORMANCE

Light Output Ratio: 100%
 Luminaire Efficacy: 90 lm/W
 Light Distribution: A50 ↓99.0% ↑1.0%
 CIE Flux Codes: 71 91 99 99 100
 UGR 4H 8H (20%, 50%, 28.6 / 27.7
 70%)C0 / C90:

LUMINOUS INTENSITY

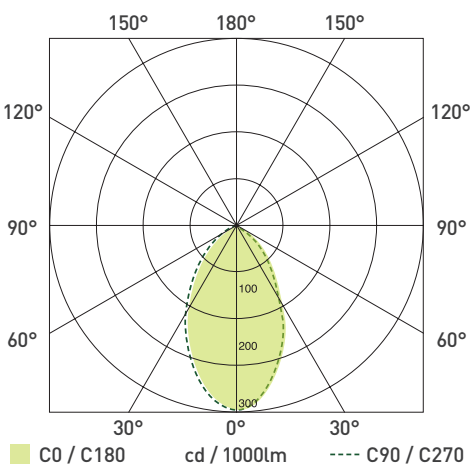


6W – 4000K

LUMINAIRE PERFORMANCE

Light Output Ratio: 100%
 Luminaire Efficacy: 100 lm/W
 Light Distribution: A60 ↓99.0% ↑1.0%
 CIE Flux Codes: 71 92 99 99 100
 UGR 4H 8H (20%, 50%, 27.2 / 26.7
 70%)C0 / C90:

LUMINOUS INTENSITY

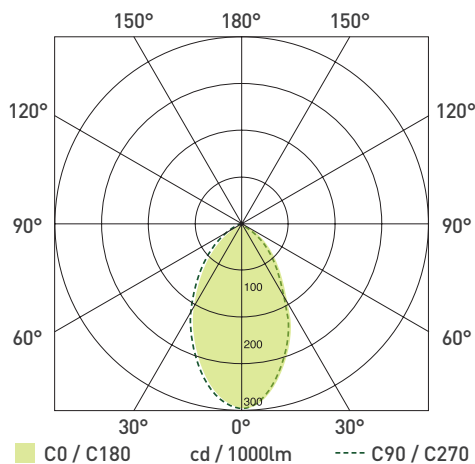


8W – 3000K

LUMINAIRE PERFORMANCE

Light Output Ratio: 100%
 Luminaire Efficacy: 90 lm/W
 Light Distribution: A60 ↓99.0% ↑1.0%
 CIE Flux Codes: 71 92 99 99 100
 UGR 4H 8H (20%, 50%, 26.1 / 25.3
 70%)C0 / C90:

LUMINOUS INTENSITY

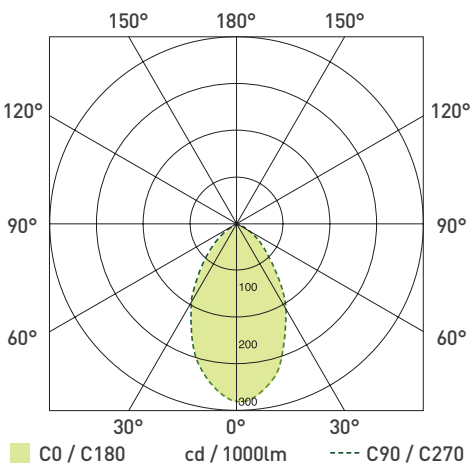


8W – 4000K


LUMINAIRE PERFORMANCE

Light Output Ratio: 100%
 Luminaire Efficacy: 100 lm/W
 Light Distribution: A50 ↓99.0% ↑1.0%
 CIE Flux Codes: 71 92 99 99 100
 UGR 4H 8H (20%, 50%, 28.2 / 27.4
 70%)C0 / C90:

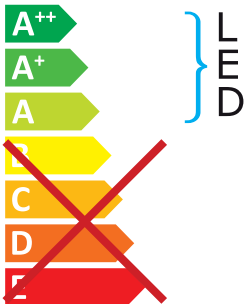
LUMINOUS INTENSITY




LUCECO



This luminaire contains built-in LED lamps.



The lamps cannot be changed in the luminaire.

874/2012 

STANDARDS

EN 60598-1	Luminaires - General requirements
EN 60598-2-2	Luminaires - Recessed
EN 61347-1	Lamp controlgear - Part 1: General and safety requirements
EN 61347-2-13	Lamp controlgear - Part 2-13 : Particular requirements for d.c. or a.c. supplied electronic controlgear for LED modules
EN 55015	Limits and methods of measurement of radio disturbance characteristics of electrical lighting and similar equipment
EN 61547	Equipment for general lighting purposes - EMC immunity requirements
EN 61000-3-2	Electromagnetic compatibility (EMC) - Part 3-2: Limits - for harmonic current emissions
EN 62471	Photobiological safety of lamps and lamp systems
2002/96/EC	Waste Electrical & Electronic Equipment (WEEE)
2011/65/EU	Restriction of the use of certain Hazardous Substances in EEE (RoHS)
(EC) No 1907/2006	The Registration, Evaluation, Authorisation and Restriction of Chemicals (REACH)



RoHS



