

## PCB terminal block - MKDSN 1,5/10-5,08 - 1729209

Please be informed that the data shown in this PDF Document is generated from our Online Catalog. Please find the complete data in the user's documentation. Our General Terms of Use for Downloads are valid (<http://phoenixcontact.com/download>)

PCB terminal block, nominal current: 13.5 A, nom. voltage: 400 V, pitch: 5.08 mm, number of positions: 10, connection method: Screw connection with tension sleeve, mounting: Wave soldering, conductor/PCB connection direction: 0°, color: green




The figure shows a 10-position version of the product

### Why buy this product

- Well-known connection principle allows worldwide use
- Low temperature rise, thanks to maximum contact force
- Allows connection of two conductors
- Extremely small design for the respective conductor cross section
- The latching on the side enables various numbers of positions to be combined



### Key Commercial Data

Packing unit	100 STK
GTIN	 4 017918 026073
GTIN	4017918026073
Weight per Piece (excluding packing)	8.990 g
Custom tariff number	85369010
Country of origin	Germany

### Technical data

#### Dimensions

Length [ l ]	8.1 mm
Pitch	5.08 mm
Dimension a	45.72 mm
Width [ w ]	50.8 mm
Constructional height	10 mm
Height [ h ]	13.5 mm
Solder pin [ P ]	3.5 mm

# PCB terminal block - MKDSN 1,5/10-5,08 - 1729209

## Technical data

### Dimensions

Pin dimensions	0,5 x 1 mm
Hole diameter	1.3 mm

### General

Range of articles	MKDSN 1,5
Insulating material group	I
Rated surge voltage (III/3)	4 kV
Rated surge voltage (III/2)	4 kV
Rated surge voltage (II/2)	4 kV
Rated voltage (III/3)	250 V
Rated voltage (III/2)	400 V
Rated voltage (II/2)	630 V
Connection in acc. with standard	EN-VDE
Nominal current $I_N$	13.5 A
Nominal cross section	1.5 mm <sup>2</sup>
Maximum load current	13.5 A
Insulating material	PA
Solder pin surface	Sn
Flammability rating according to UL 94	V0
Internal cylindrical gage	A1
Stripping length	6 mm
Number of positions	10
Screw thread	M3
Tightening torque, min	0.5 Nm
Tightening torque max	0.6 Nm

### Connection data

Conductor cross section solid min.	0.14 mm <sup>2</sup>
Conductor cross section solid max.	1.5 mm <sup>2</sup>
Conductor cross section flexible min.	0.14 mm <sup>2</sup>
Conductor cross section flexible max.	1.5 mm <sup>2</sup>
Conductor cross section flexible, with ferrule without plastic sleeve min.	0.25 mm <sup>2</sup>
Conductor cross section flexible, with ferrule without plastic sleeve max.	1 mm <sup>2</sup>
Conductor cross section flexible, with ferrule with plastic sleeve min.	0.25 mm <sup>2</sup>
Conductor cross section flexible, with ferrule with plastic sleeve max.	1.5 mm <sup>2</sup>
Conductor cross section AWG min.	26
Conductor cross section AWG max.	16
2 conductors with same cross section, solid min.	0.14 mm <sup>2</sup>
2 conductors with same cross section, solid max.	0.75 mm <sup>2</sup>
2 conductors with same cross section, stranded min.	0.14 mm <sup>2</sup>
2 conductors with same cross section, stranded max.	0.75 mm <sup>2</sup>

# PCB terminal block - MKDSN 1,5/10-5,08 - 1729209

## Technical data

### Connection data

2 conductors with same cross section, stranded, ferrules without plastic sleeve, min.	0.25 mm <sup>2</sup>
2 conductors with same cross section, stranded, ferrules without plastic sleeve, max.	0.5 mm <sup>2</sup>
2 conductors with same cross section, stranded, TWIN ferrules with plastic sleeve, min.	0.5 mm <sup>2</sup>
2 conductors with same cross section, stranded, TWIN ferrules with plastic sleeve, max.	0.75 mm <sup>2</sup>

### Standards and Regulations

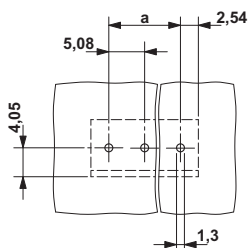
Connection in acc. with standard	EN-VDE
	CSA
Flammability rating according to UL 94	V0

### Environmental Product Compliance

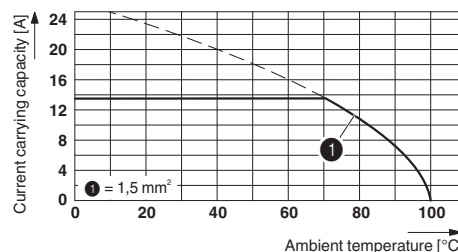
China RoHS	Environmentally Friendly Use Period = 50
	For details about hazardous substances go to tab "Downloads", Category "Manufacturer's declaration"

## Drawings

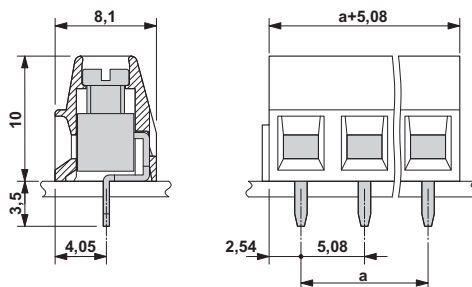
Drilling diagram



Diagram



Dimensional drawing



## Classifications

eCl@ss

eCl@ss 4.0	27141109
eCl@ss 4.1	27141109

# PCB terminal block - MKDSN 1,5/10-5,08 - 1729209

## Classifications

### eCl@ss

eCl@ss 5.0	27141190
eCl@ss 5.1	27141190
eCl@ss 6.0	27261101
eCl@ss 7.0	27440401
eCl@ss 8.0	27440401
eCl@ss 9.0	27440401

### ETIM

ETIM 3.0	EC001121
ETIM 4.0	EC002643
ETIM 5.0	EC002643
ETIM 6.0	EC002643

### UNSPSC

UNSPSC 6.01	30211801
UNSPSC 7.0901	39121432
UNSPSC 11	39121432
UNSPSC 12.01	39121432
UNSPSC 13.2	39121432

## Approvals


### Approvals

#### Approvals

CSA / SEV / CCA / IEC EE CB Scheme / RS / EAC / cULus Recognized / CCA / IEC EE CB Scheme / DNV GL

#### Ex Approvals

### Approval details

CSA		13631
	B	D
mm <sup>2</sup> /AWG/kcmil	28-14	28-14
Nominal current I <sub>N</sub>	10 A	10 A
Nominal voltage U <sub>N</sub>	150 V	300 V

# PCB terminal block - MKDSN 1,5/10-5,08 - 1729209

## Approvals

SEV		<a href="https://www.electrosuisse.ch/en/meta/shop/product-certificates.html">https://www.electrosuisse.ch/en/meta/shop/product-certificates.html</a>	IK-3542-M1
mm <sup>2</sup> /AWG/kcmil	1.5		
Nominal current IN	13.5 A		
Nominal voltage UN	250 V		

CCA	IK-2722
-----	---------

IECEE CB Scheme		<a href="http://www.iecee.org/">http://www.iecee.org/</a>	CH-8225
-----------------	--	---	---------

RS		<a href="http://www.rs-head.spb.ru/en/index.php">http://www.rs-head.spb.ru/en/index.php</a>	11.04057.250
----	--	---	--------------

EAC			B.01742
-----	--	--	---------

cULus Recognized		<a href="http://database.ul.com/cgi-bin/XYV/template/LISEXT/1FRAME/index.htm">http://database.ul.com/cgi-bin/XYV/template/LISEXT/1FRAME/index.htm</a>	E60425-19770427
	B	D	
mm <sup>2</sup> /AWG/kcmil	30-14	30-14	
Nominal current IN	10 A	10 A	
Nominal voltage UN	300 V	300 V	

CCA	IK-2722
mm <sup>2</sup> /AWG/kcmil	1.5
Nominal current IN	13.5 A
Nominal voltage UN	250 V

IECEE CB Scheme		<a href="http://www.iecee.org/">http://www.iecee.org/</a>	CH-8225
mm <sup>2</sup> /AWG/kcmil	1.5		
Nominal current IN	13.5 A		

# PCB terminal block - MKDSN 1,5/10-5,08 - 1729209

## Approvals

Nominal voltage UN	250 V
--------------------	-------

DNV GL	<a href="http://exchange.dnv.com/tari/">http://exchange.dnv.com/tari/</a>	TAE00001EV
--------	---	------------

## Accessories

### Accessories

#### Labeled terminal marker

Marker card - SK 5,08/3,8:FORTL.ZAHLEN - 0804293



Marker card, Card, white, labeled, Horizontal: Consecutive numbers 1 - 10, 11 - 20, etc. up to 91 - (99)100, Mounting type: adhesive, for terminal block width: 5.08 mm, Lettering field: 5.08 x 3.8 mm

#### Marker pen

Marker pen - B-STIFT - 1051993



Marker pen, for manual labeling of unprinted Zack strips, smear-proof and waterproof, line thickness 0.5 mm

#### Screwdriver tools

Screwdriver - SZS 0,6X3,5 - 1205053



Actuation tool, for ST terminal blocks, insulated, also suitable for use as a bladed screwdriver, size: 0.6 x 3.5 x 100 mm, 2-component grip, with non-slip grip

#### Terminal marking

Marker card - SK 5,08/3,8:UNBEDRUCKT - 0805412



Marker card, Card, white, unlabeled, can be labeled with: Marker pen, Mounting type: adhesive, for terminal block width: 5.08 mm, Lettering field: 5.08 x 3.8 mm

