

PCB terminal block - ZFKDS 4- 7,5 - 1907526

Please be informed that the data shown in this PDF Document is generated from our Online Catalog. Please find the complete data in the user's documentation. Our General Terms of Use for Downloads are valid (<http://phoenixcontact.com/download>)

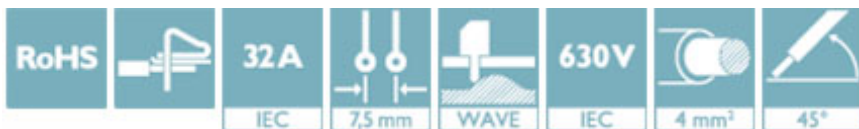


PCB terminal block, nominal current: 32 A, nom. voltage: 630 V, pitch: 7.5 mm, number of positions: 1, connection method: Spring-cage connection, mounting: Wave soldering, conductor/PCB connection direction: 45°, color: green. The article can be aligned to create different nos. of positions!

The figure shows a 5-pos. version of the product

Why buy this product

- ✓ Defined contact force ensures that contact remains stable over the long term
- ✓ Clamping space opened by means of fixed screwdriver enables convenient conductor connection
- ✓ Separate bridge shaft for easily connecting multiple positions to jumpers
- ✓ Quick and convenient testing using integrated test option



Key Commercial Data

Packing unit	50 STK
Minimum order quantity	50 STK
GTIN	
GTIN	4017918193898
Weight per Piece (excluding packing)	4.200 g
Custom tariff number	85369010
Country of origin	Poland

Technical data

Dimensions

Length [L]	29 mm
Pitch	7.5 mm
Constructional height	23 mm
Solder pin [P]	4.6 mm
Pin dimensions	1,0 x 1,4 mm
Hole diameter	1.8 mm

General

PCB terminal block - ZFKDS 4- 7,5 - 1907526

Technical data

General

Range of articles	ZFKDS(A) 4
Insulating material group	I
Rated surge voltage (III/3)	6 kV
Rated surge voltage (III/2)	6 kV
Rated surge voltage (II/2)	6 kV
Rated voltage (III/3)	500 V
Rated voltage (III/2)	630 V
Rated voltage (II/2)	1000 V
Connection in acc. with standard	EN-VDE
Nominal current I _N	32 A
Nominal cross section	4 mm ²
Maximum load current	32 A (with 4 mm ² conductor cross section)
Insulating material	PA
Solder pin surface	Sn
Flammability rating according to UL 94	V0
Internal cylindrical gage	A4
Stripping length	10 mm
Number of positions	1

Connection data

Conductor cross section solid min.	0.2 mm ²
Conductor cross section solid max.	6 mm ²
Conductor cross section flexible min.	0.2 mm ²
Conductor cross section flexible max.	4 mm ²
Conductor cross section flexible, with ferrule without plastic sleeve min.	0.25 mm ²
Conductor cross section flexible, with ferrule without plastic sleeve max.	4 mm ²
Conductor cross section flexible, with ferrule with plastic sleeve min.	0.25 mm ²
Conductor cross section flexible, with ferrule with plastic sleeve max.	4 mm ²
Conductor cross section AWG min.	24
Conductor cross section AWG max.	10

Standards and Regulations

Connection in acc. with standard	EN-VDE
	CUL
Flammability rating according to UL 94	V0

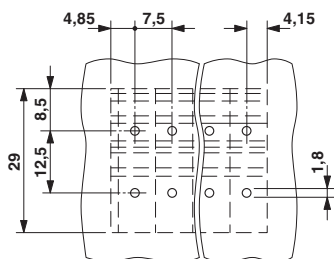
Environmental Product Compliance

China RoHS	Environmentally friendly use period: unlimited = EFUP-e
	No hazardous substances above threshold values

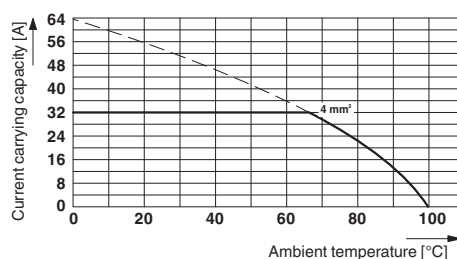
Drawings

PCB terminal block - ZFKDS 4- 7,5 - 1907526

Drilling diagram

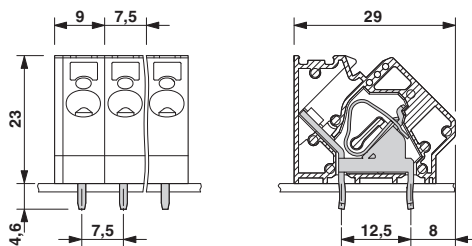


Diagram



Type: ZFKDS 4-7,5 and ZFKDSA 4-9
 Test following DIN EN 60512-5-2:2003-01
 Reduction factor = 1
 No. of positions: 5

Dimensional drawing



Classifications

eCl@ss

eCl@ss 4.0	27141109
eCl@ss 4.1	27141109
eCl@ss 5.0	27141190
eCl@ss 5.1	27141190
eCl@ss 6.0	27261101
eCl@ss 7.0	27440401
eCl@ss 8.0	27440401
eCl@ss 9.0	27440401

ETIM

ETIM 3.0	EC001121
ETIM 4.0	EC002643
ETIM 5.0	EC002643
ETIM 6.0	EC002643

UNSPSC

UNSPSC 6.01	30211801
UNSPSC 7.0901	39121432
UNSPSC 11	39121432

PCB terminal block - ZFKDS 4- 7,5 - 1907526

Classifications

UNSPSC

UNSPSC 12.01	39121432
UNSPSC 13.2	39121432

Approvals

Approvals

Approvals

UL Recognized / cUL Recognized / VDE Gutachten mit Fertigungsüberwachung / IECCE CB Scheme / EAC / cULus Recognized

Ex Approvals

Approval details

UL Recognized		http://database.ul.com/cgi-bin/XYV/template/LISEXT/1FRAME/index.htm	FILE E 60425
	B	C	D
mm ² /AWG/kcmil	24-10	24-10	24-10
Nominal current IN	30 A	30 A	10 A
Nominal voltage UN	300 V	150 V	300 V

cUL Recognized		http://database.ul.com/cgi-bin/XYV/template/LISEXT/1FRAME/index.htm	FILE E 60425
	B	C	D
mm ² /AWG/kcmil	24-10	24-10	24-10
Nominal current IN	30 A	30 A	10 A
Nominal voltage UN	300 V	150 V	300 V

VDE Gutachten mit Fertigungsüberwachung		http://www.vde.com/en/Institute/OnlineService/VDE-approved-products/Pages/Online-Search.aspx	40036082
mm ² /AWG/kcmil		0.2-4	
Nominal current IN		32 A	
Nominal voltage UN		500 V	

PCB terminal block - ZFKDS 4- 7,5 - 1907526

Approvals

IECEE CB Scheme		http://www.iecee.org/	DE-51234
mm ² /AWG/kcmil		0.2-4	
Nominal current I _N		32 A	
Nominal voltage U _N		500 V	

EAC			B.01742
-----	--	--	---------

cULus Recognized		http://database.ul.com/cgi-bin/XYV/template/LISEXT/1FRAME/index.htm	
------------------	--	---	--

Accessories

Accessories

Bridge

Plug-in bridge - FBSK 5-7,5 - 1928372



Bridge, fully insulated, pitch 7.5 mm, 5-pos.

Plug-in bridge - FBSK 4-7,5 - 1928369



Bridge, fully insulated, pitch 7.5 mm, 4-pos.

Plug-in bridge - FBSK 10-7,5 - 1928385



Bridge, fully insulated, pitch 7.5 mm, 10-pos.

PCB terminal block - ZFKDS 4- 7,5 - 1907526

Accessories

Plug-in bridge - FBSK 2-7,5 - 1928343



Bridge, fully insulated, pitch 7.5 mm, 2-pos.

Plug-in bridge - FBSK 3-7,5 - 1928356



Bridge, fully insulated, pitch 7.5 mm, 3-pos.

Flange

PCB terminal block - FL-ZFKDS 4 - 1928495



Pair of flanges, can be snapped onto a row of single terminal blocks

Labeled terminal marker

Marker card - SK 7,5/5:FORTL.ZAHLEN - 0804468



Marker card, Card, white, labeled, Horizontal: Consecutive numbers 1 - 10, 11 - 20, etc. up to 91 - 100, Mounting type: adhesive, for terminal block width: 7.5 mm, Lettering field: 7.5 x 5 mm

Marker pen

Marker pen - B-STIFT - 1051993



Marker pen, for manual labeling of unprinted Zack strips, smear-proof and waterproof, line thickness 0.5 mm

Pitch spacer

PCB terminal block - ZFKDS 4- 7,5 - 1907526

Accessories

PCB terminal block - RZ-ZFKDS 4 - 1928521



Pitch spacer, 2.5 mm wide

Printed circuit board terminal

PCB terminal block - ZFKDSA 4- 9 - 1907542



End terminal block, 9 mm wide, necessary at the end of a row of terminal blocks

Screwdriver tools

Screwdriver - SZF 1-0,6X3,5 - 1204517



Actuation tool, for ST terminal blocks, also suitable for use as a bladed screwdriver, size: 0.6 x 3.5 x 100 mm, 2-component grip, with non-slip grip

Terminal marking

Marker card - SK U/5,0 WH:UNBEDRUCKT - 0803922



Marker card, Sheet, white, unlabeled, can be labeled with: CMS-P1-PLOTTER, PLOTMARK, Office printing systems, Mounting type: adhesive, for terminal block width: 210 mm, Lettering field: 186 x 5 mm

Test plug terminal block

Test plugs - MPS-MT - 0201744



Test plugs, with solder connection up to 1 mm² conductor cross section, color: silver

PCB terminal block - ZFKDS 4- 7,5 - 1907526

Accessories

Necessary add-on products

PCB terminal block - ZFKDSA 4- 9 - 1907542



End terminal block, 9 mm wide, necessary at the end of a row of terminal blocks