

PCB terminal block - ZFKDSA 1,5-W-7,62 - 1706730

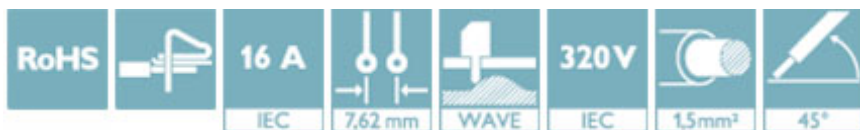
Please be informed that the data shown in this PDF Document is generated from our Online Catalog. Please find the complete data in the user's documentation. Our General Terms of Use for Downloads are valid (<http://phoenixcontact.com/download>)



PCB terminal block, nominal current: 16 A, nom. voltage: 320 V, pitch: 7.62 mm, number of positions: 1, connection method: Spring-cage connection, mounting: Wave soldering, conductor/PCB connection direction: 45 °, color: green. End terminal block for terminating custom-grouped blocks.

Why buy this product

- Defined contact force ensures that contact remains stable over the long term
- Can be operated without tools by means of color-coded actuating lever
- Angled connection enables multi-row arrangement on the PCB
- The latching on the side enables various numbers of positions to be combined
- Two solder pins reduce the mechanical strain on the soldering spots



Key Commercial Data

Packing unit	250 STK
Minimum order quantity	250 STK
GTIN	 4 017918 122553
GTIN	4017918122553
Weight per Piece (excluding packing)	1.400 g
Custom tariff number	85369010
Country of origin	Greece

Technical data

Dimensions

Length [l]	16.9 mm
Pitch	7.62 mm
Width [w]	7.62 mm
Constructional height	15 mm
Solder pin [P]	3.5 mm

General

Range of articles	ZFKDS(A) 1,5-W
-------------------	----------------

PCB terminal block - ZFKDSA 1,5-W-7,62 - 1706730

Technical data

General

Insulating material group	I
Rated surge voltage (III/3)	4 kV
Rated surge voltage (III/2)	4 kV
Rated surge voltage (II/2)	4 kV
Rated voltage (III/3)	250 V
Rated voltage (III/2)	320 V
Rated voltage (II/2)	630 V
Connection in acc. with standard	EN-VDE
Nominal current I_N	16 A
Nominal cross section	1.5 mm ²
Maximum load current	16 A (with a 2.5 mm ² conductor cross section)
Insulating material	PA
Solder pin surface	Sn
Flammability rating according to UL 94	V0
Number of positions	1

Connection data

Conductor cross section solid min.	0.2 mm ²
Conductor cross section solid max.	2.5 mm ²
Conductor cross section flexible min.	0.2 mm ²
Conductor cross section flexible max.	1.5 mm ²
Conductor cross section flexible, with ferrule without plastic sleeve min.	0.25 mm ²
Conductor cross section flexible, with ferrule without plastic sleeve max.	1.5 mm ²
Conductor cross section flexible, with ferrule with plastic sleeve min.	0.25 mm ²
Conductor cross section flexible, with ferrule with plastic sleeve max.	1.5 mm ²
Conductor cross section AWG min.	24
Conductor cross section AWG max.	14

Standards and Regulations

Connection in acc. with standard	EN-VDE
	CSA
Flammability rating according to UL 94	V0

Environmental Product Compliance

China RoHS	Environmentally friendly use period: unlimited = EFUP-e
	No hazardous substances above threshold values

Classifications

eCl@ss

eCl@ss 4.0	27141109
eCl@ss 4.1	27141109

PCB terminal block - ZFKDSA 1,5-W-7,62 - 1706730

Classifications

eCl@ss

eCl@ss 5.0	27141190
eCl@ss 5.1	27141190
eCl@ss 6.0	27261101
eCl@ss 7.0	27440401
eCl@ss 8.0	27440401
eCl@ss 9.0	27440401

ETIM

ETIM 3.0	EC001121
ETIM 4.0	EC002643
ETIM 5.0	EC002643
ETIM 6.0	EC002643

UNSPSC

UNSPSC 6.01	30211801
UNSPSC 7.0901	39121432
UNSPSC 11	39121432
UNSPSC 12.01	39121432
UNSPSC 13.2	39121432

Approvals


Approvals

Approvals

CSA / KEMA-KEUR / CCA / IECCEB CB Scheme / EAC


Ex Approvals

Approval details


CSA		13631
	B	D
mm ² /AWG/kcmil	28-12	28-12
Nominal current I _N	10 A	10 A
Nominal voltage U _N	300 V	300 V


PCB terminal block - ZFKDSA 1,5-W-7,62 - 1706730

Approvals

KEMA-KEUR		http://www.dekra-certification.com	2160724.01
mm ² /AWG/kcmil	1.5		
Nominal voltage UN	250 V		

CCA	NTR NL-7074		
mm ² /AWG/kcmil	1.5		
Nominal voltage UN	250 V		

IECEE CB Scheme		http://www.iecee.org/	NL-25836
mm ² /AWG/kcmil	1.5		
Nominal voltage UN	250 V		

EAC		B.01742	
-----	---	---------	--