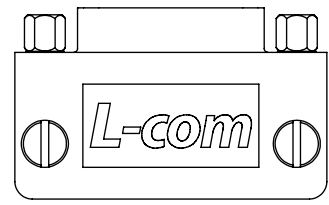
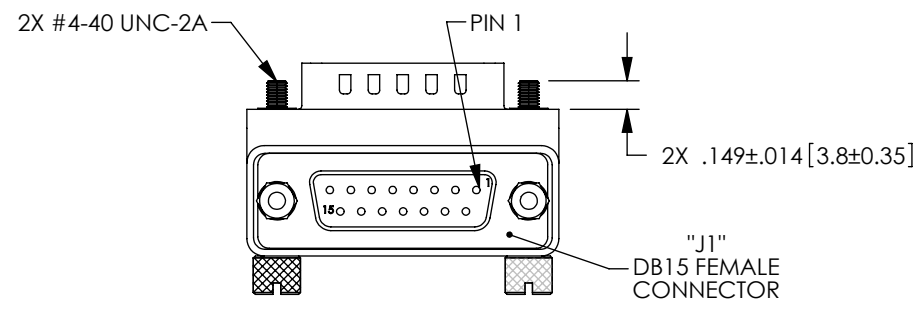
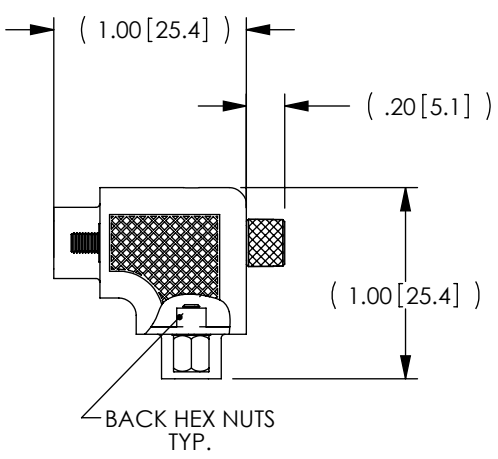
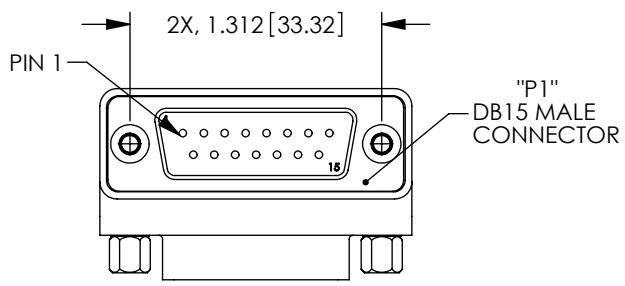
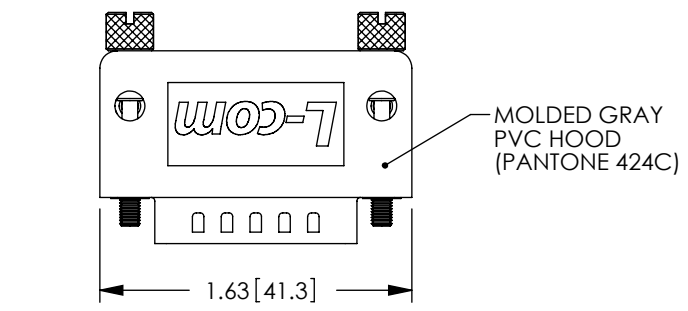


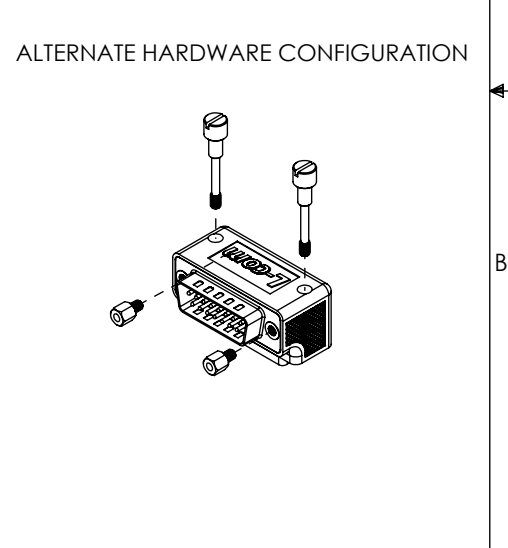
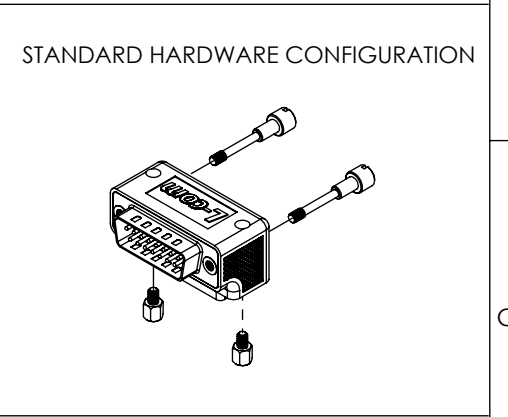
THE INFORMATION CONTAINED IN THIS DRAWING IS THE SOLE PROPERTY OF L-COM, INC. ANY REPRODUCTION IN PART OR WHOLE WITHOUT THE WRITTEN PERMISSION OF L-COM, INC. IS PROHIBITED.

REVISIONS			
REV	DESCRIPTION	DATE	APPROVED
A	INITIAL RELEASE	1/21/09	D.GRIFFIN
B	ECN 3900: REMOVED DIM .030	3/23/09	D.FRISIELLO
C	ECN 4271: .149 WAS .122	12/22/09	D. CASTRO
D	ECN 4765: CHG TOL. ON .149 DIM. FROM .010 [.25] TO .014 [.35]	5/21/10	D. CASTRO

WIRING MAP	
"P1"	"J1"
1	1
2	2
3	3
4	4
5	5
6	6
7	7
8	8
9	9
10	10
11	11
12	12
13	13
14	14
15	15
SHELL	SHELL



HARDWARE CONFIGURATIONS



RoHS Compliant ✓

- NOTES:**
- ADAPTOR SHALL BE TESTED FOR CONTINUITY.
 - ADAPTOR SHALL BE INDIVIDUALLY PACKAGED IN ACCORDANCE WITH L-COM SPECIFICATION PS-0031.
 - PRODUCT SHIPPED IN STANDARD HARDWARE CONFIGURATION SHOWN ABOVE AND IN EXPLODED VIEW.

UNLESS OTHERWISE SPECIFIED, DIMENSIONS ARE IN INCHES [mm] OVERALL CABLE LENGTH TOLERANCE: ≤12 [305] = +1 [25] / -0 >12 [305] ≤60 [1524] = +2 [51] / -0 >60 [1524] ≤120 [3048] = +4 [102] / -0 >120 [3048] ≤300 [7620] = +6 [152] / -0 >300 [7620] = +3% / -0%	APPROVALS	DATE		45 BEECHWOOD DRIVE NORTH ANDOVER, MA 01845
	DRAWN BY D.FRISIELLO	1/2/09		
ALL OTHER DIMENSIONAL TOLERANCES: .X = ±.2 .XX = ±.02 .XXX = ±.005	CHECKED BY D.FORTIN	1/2/09	CATEGORY DATA	
	APPROVED BY S.SMITH	1/2/09	PRODUCT DESCRIPTION ADAPTER DB15 M/F RA ORIENTATION 2	
PROJECTION 	CONFIGURATION DETAILS OF UNDIMENSIONED FEATURES MAY VARY	COLOR VARIATIONS MAY OCCUR	SIZE A	FSCM NO. 43321
			DWG. NO. DG9015MF2	REV. D
			SCALE: NONE	CAD FILE: DG9015MF2.SLDDRW
			SHEET 1 OF 1	