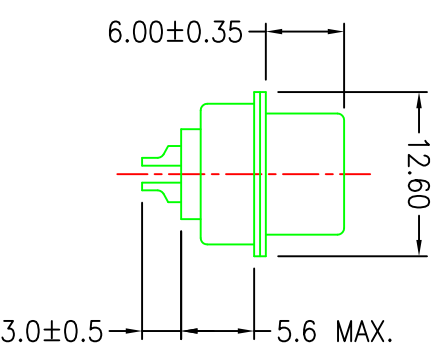
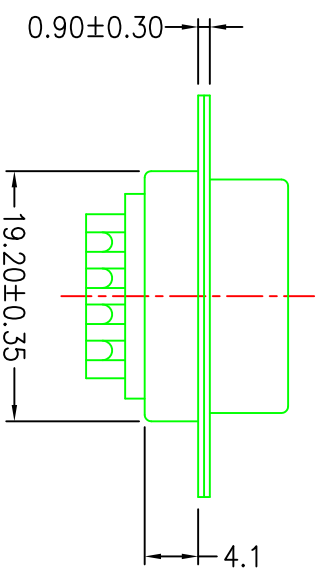
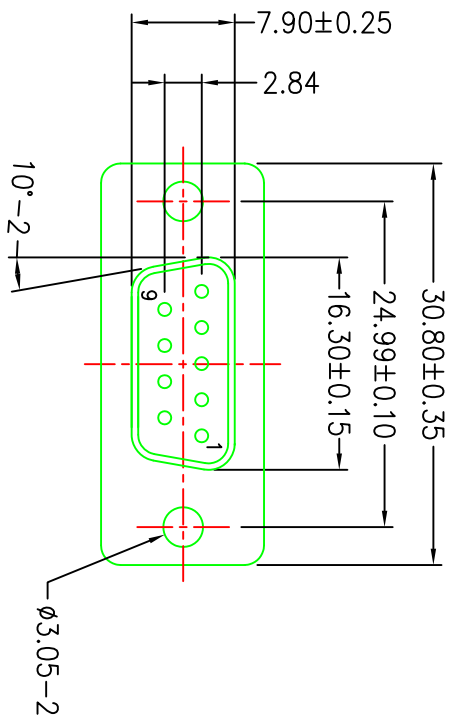


CUSTOMER	MCM	FILE NO.	83-215	THIS DRAWING AND SPECIFICATIONS HEREIN ARE THE CONFIDENTIAL PROPERTY OF SAMMAR AND SHALL NOT BE REPRODUCED OR COPIED OR DISCLOSED IN WHOLE OR IN PART WITHOUT WRITTEN PERMISSION.	REV.	DESCRIPTION	DRAWN / DATE	APPROVED / DATE
					0	INITIAL RELEASE	YANG 04/16/2008	



SPECIFICATION:

SHELL: STEEL, ZINC PLATED (CHROMATE)
 INSULATOR: PBT+FIBRE-GLASS, UL94-V0
 CONTACT: BRASS, STAMPED-PIN
 GOLD-FLASHED OVER NICKEL
 SELECTIVE GOLD PLATED OVER NICKEL
 CURRENT RATING: 5 AMPS
 CONTACT RESISTANCE: 15 MOHMS MAX
 INSULATOR RESISTANCE: 1000 MOHMS MIN
 VOLTAGE: 500V AC FOR 1 MINUTE
 TEMPERATURE: -55°C TO +105°C

ROHS

DIMENSIONS ARE IN		TOLERANCES ARE		MATERIAL		P/N		DRAWN		DATE	
mm [INCH]		FRACTIONS DECIMALS ANGLES		FINISH		83-215		YANG		04/16/2008	
MOLD NO.		±0.15 [0.006]		COLOR		SCALE 1.6:1		SIZE A4		SHEET 1 OF 1	
83-215						PROJECT NO.				MY035	
						9P D-SUB SOCKET					

