



# MOFO 12 - 15

When technology advances, products do as well. Does Lamborghini need to refine their cars every 2 years? NO, they do because they can. After 6 years, it is time for a change. Say "See Ya!" to the old MOFO, and welcome the new MOFO-X subwoofers! The new motor is refined and increases efficiency dramatically! MOFO-X subs use a non-pressed pulp cone for durability and smooth low bass. Like the original MOFOs, the new models use an aluminum dustcap that couples to the voice coil former and extends over the cone. Why? The fins brace the cone and eliminate cone flex during high excursion. Since the cap is aluminum and coupled to the coil former, it acts as a heat sink or heat extractor. Using the latest materials, the new MOFO-X subs yield superior performance!

## MOFO-X Features

Royal Blue Finish w/ Diamond Cut Accents  
Die Cast Aluminum Voice Coil Heatsink  
Non-Pressed Pulp Cone  
Polyether Foam Surround  
2.5" 4-Layer Voice Coil on Aluminum Former

Nickel Plated 8ga Compression Wire Terminals  
Dual Poly-Cotton Spiders  
Die-Cast Aluminum Frame  
170oz Strontium Ferrite Magnet  
Vented Pole Piece

## Driver Specifications

Series Wired	122X	124X	152X	154X
FS (Hz)	28.9	30.3	24.1	24.4
QMS	5.559	6.11	6.103	5.95
VAS (ft <sup>3</sup> )	1.367	1.353	3.761	4.077
X-MAX (mm)	15	15	15	15
X-MECH (mm)	23	23	23	23
QES	0.429	0.47	0.480	0.51
RE (Ω)	3.922	7.22	3.95	7.23
BL (Tesla)	20.28	25.7	21	26.3
RMS Power	1,500	1,500	1,700	1,700
MAX Power	2,700	2,700	3,000	3,000
QTS	0.399	.44	0.445	0.47
SPL (1w/1m dB)	85.4	85.4	86.9	87
Voice Coil	DVC 2Ω	DVC 4Ω	DVC 2Ω	DVC 4Ω
Overall Diameter	12.625"	12.625"	15.5"	15.5"
Overall Height	7.875"	7.875"	9.25"	9.25"
Mounting Depth	6.875"	6.875"	8.125"	8.125"
Cutout Diameter	11.25"	11.25"	14.125"	14.125"
Motor Diameter	7.875"	7.875"	7.875"	7.875"
Motor Height	3"	3"	3"	3"
Flange Width	.75"	.75"	.75"	.75"
Flange Height	.625"	.625"	.625"	.625"
Weight	26lbs.	26lbs.	30lbs.	30lbs.

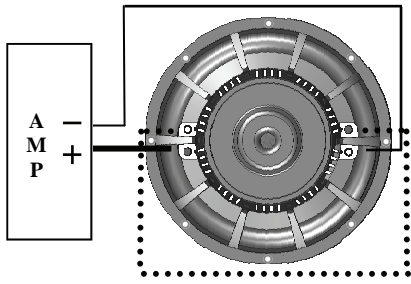
## Enclosure Recommendations

All enclosures should be made of .75" (3/4") material only. When possible, make the baffle 1.5" (1 1/2") thick and add .75" (3/4") to the depth of the enclosure to compensate. All volumes INCLUDE vent/port and subwoofer displacements. DO NOT change the volume unless you plan on adding a substantial amount of bracing. For added performance, applying a coat of fiberglass resin to the interior walls will greatly improve sealing the enclosure. Adding a thin layer of poly-fill will improve response by smoothing out enclosure reflections.

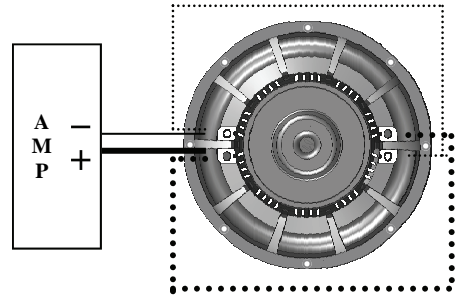
MOFO-12 Sealed		MOFO-12 Ported		
Cubic Feet	F3 (Hz)	Cubic Feet	Port Diameter	Tuning (Hz)
1.00	54.0	2.00	4" x 12"	36.8

MOFO-15 Sealed		MOFO-15 Ported		
Cubic Feet	F3 (Hz)	Cubic Feet	Port Diameter	Tuning (Hz)
2.00	40	4.00	(2) 4" x 11.75"	35.6

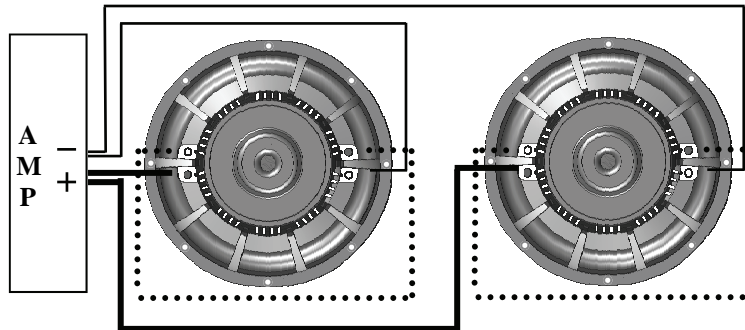
Turn over for woofer wiring diagrams...



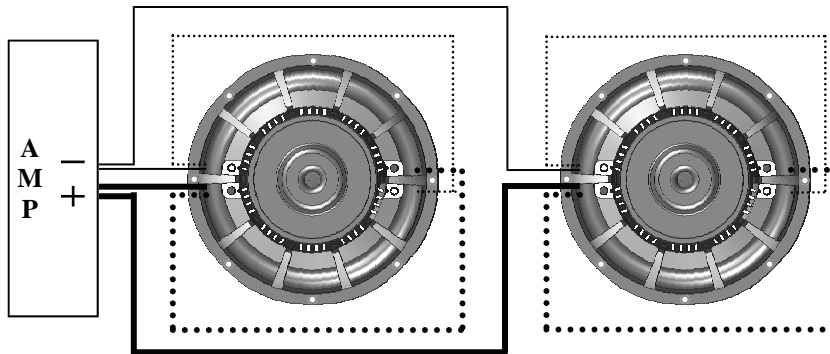
**1 MOFO DVC2 Wired to  $4\Omega$   
1 MOFO DVC4 Wired to  $8\Omega$**



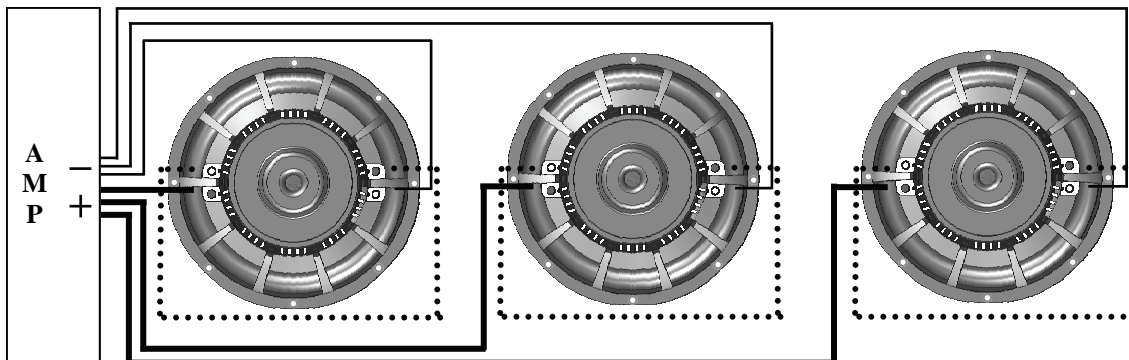
**1 MOFO DVC2 Wired to  $1\Omega$   
1 MOFO DVC4 Wired to  $2\Omega$**



**2 MOFO DVC2 Wired to  $2\Omega$   
2 MOFO DVC4 Wired to  $4\Omega$**



**2 MOFO DVC2 Wired to  $.5\Omega$   
2 MOFO DVC4 Wired to  $1\Omega$**



**3 MOFO DVC2 Wired to  $1.33\Omega$   
3 MOFO DVC4 Wired to  $2.67\Omega$**