



Hornby Hobbies Limited

3rd Floor, The Gateway
Innovation Way
Discovery Park
Sandwich
Kent CT13 9FF
United Kingdom

Airfix Helpline: +44 (0)1843 233525
Email: customer-care@airfix.com

www.airfix.com

This catalogue shows items planned for introduction in 2017.
Delivery periods and kit options may be subject to variation.

Some items included in this edition may be subject to Licensor approval.

Catalogue Code: A78194

 **Like us!** facebook.com/OfficialAirfix

 **Follow us!** twitter.com/Airfix

 **Watch us!** youtube.com/OfficialAirfix

**HORNBY
HOBBIES**

A Hornby Product. Printed in the EU



Over 60% of the Humbrol range is now made in the UK



AIRFIX



2017

PRODUCT CATALOGUE 2017

PRODUCT CATALOGUE 2017



www.airfix.com

www.humbrol.com | www.airfix.com



Welcome to the 2017 edition of the Airfix catalogue




2017 is another exciting year for Airfix, with dozens of new releases over the coming year! You can be the first to see many of these new releases right here in the Airfix Catalogue.

Always more than simply a collection of models, the Airfix catalogue has inspired generations of modellers to take up the hobby over the years.

Arriving in 2017 are six new moulds covering two scales and a variety of themes, including the highly requested fighter jet, the McDonnell Douglas FG.1 Phantom, as well as the Supermarine Walrus, Hawker Sea Fury, North American B25C/D Mitchell, Messerschmitt ME262A-1a and a North American P51-D Mustang.

This year also sees the expansion of Airfix QUICK BUILD, the ideal toy for children, with a brand New VW Camper Van entering the range, as well as three new supercars and the ever-popular and the Red Arrows Hawk.

With our diverse range of subject matter, the 2017 Airfix catalogue will definitely have something for you!



Contents

- 4-5 What's on the box?
- 6-7 Airfix Social Media
- 8-9 Airfix Engineer
- 10-17 Airfix QUICKBUILD
- 18-25 Starter Sets
 - Small Starter Sets
 - Medium Starter Sets
 - Large Starter Sets
- 26-29 Gift Sets
- 30-63 Military Aircraft
 - 1:72 Scale
 - 1:48 Scale
 - 1:24 Scale
- 64-67 Military Vehicles
- 68-77 Technical Index
- 78-95 Humbrol

WHAT'S ON THE BOX

Airfix kits are available in three types: **Starter Sets**, **Gift Sets** and **Classic**. Every kit box contains a wealth of information to help you choose the best kit and achieve the best finish.



Starter Sets

Are ideal for beginners and include glue, paint and brushes with one finish option.



Gift Sets

Are ideal for more advanced modellers and include glue, paint and brushes.



Classic Kits

A kit on its own without glue, paint and brushes. Available in multiple finish options depending on the kit series.



1. History

A small piece of history is included on the top of each Airfix kit box. This gives some background information of the product, including actions the real item was involved in. The area also shows the dimensions of the finished model and the number of pieces.

2. Flying hours

Become a member of the Airfix Club and you can collect the Flying Hours to receive FREE model kits. The bigger the kit, the more Flying Hours are available to accumulate.

3. Skill level

The skill level, from 1 to 4, explains how difficult the model will be. A higher skill level kit often has more parts and is more challenging to build.

4. Paint list

The paint list shows and explains the recommended list of Humbrol™ paints that will enable you to create the best finish for your model. (Please note, this area is on Classic kits only. A full list of Humbrol™ paints required are in the kit instructions for larger Gift Sets).

5. Schemes

The scheme options are outlined on the top of the box to show how many choices of kit are available, with their markings and descriptions.

6. Decals

The side profiles on the front show how many decal options are possible and what they will look like.

7. Product code

The product code is unique to each kit. It helps you to identify your kit of choice easily, assists with navigating through the catalogue or Airfix website accurately, determines the size of the kit and gives guidance to the number of parts. The Classic Kit product code also helps you to understand the size of the model via the Series system. The kit Series starts at 1 through to 25 (the higher the number, the larger the kit). The first two digits after the "A" determine the Series of the kit. The example product code here, A05134 is Series 5.

8. Model scales

The scale of the kit indicates how large the model will be in relation to the full size. A 1:72 scale kit therefore is 72x smaller than the original (1:48 = 48x smaller). The smaller the scale number – eg 1:24 = the larger the kit compared to the original.





Whether you are embarking on your first Airfix model, or are a master builder, joining our online communities will help you take the experience even further. Airfix social networking is the fastest and most informed way to find out about the hobby, latest events, special offers and competitions.

Our communities are formed of like-minded people keen to share tips and ideas, so you can get the most from this exciting and absorbing hobby. Online you will find forums, blogs and YouTube technique videos, whilst our Tweets alert you to offers, with Facebook keeping you abreast of all things Airfix and Humbrol.

So if you're not already part of our community why not **join in?**

Connect with AIRFIX fans worldwide



- Build your skill, understanding and friendship – at the same time as building your model!
- Join thousands of people with the same passion
- Gain a wealth of historical knowledge
- Get up-to-the-minute offer and event information
- Frequent competitions and prizes
- Share your skills with others
- Tips and techniques videos



 facebook.com/OfficialAirfix
 twitter.com/Airfix
 youtube.com/OfficialAirfix
 instagram.com/OfficialAirfix
 airfix.com/forum



Both these kits are available from many Airfix and Humbrol stockists and are a fabulous way to build and understand the two major types of engine used by today's modern world. Both come in kit form but with no gluing needed. All the major components work as they do in the real engine, so they're a great way to learn about how the real thing is constructed and works.





Internal Combustion Engine

With the sound of the start-up and the engine firing, this fantastic engine is a marvellous and fun way to learn about the Internal Combustion Engine. Over 100 pieces to put together makes all the details come alive.

Batteries required: 3 x AA

Available Now

Code: **A42509**



Jet Engine

With spinning turbo fans and a variable speed control, this is a brilliant way to understand the working features of the Jet Engine. Coming in 50 parts this working model is easily constructed into a really fun item.

Batteries required: 4 x 1.5v C

Available Now

Code: **A20005**





Quick and simple
– builds in minutes

No paint or glue required

Easy way to quickly build detailed and accurate models of some of the world's most desirable supercars – including the Lamborghini Aventador, the Bugatti Veyron, and the McLaren P1™

Compatible with other major plastic building block brands

Pre-Coloured

Stickers Provided

Push Fit

Age 5+

QUICKBUILD

No glue!

Push together
each kit has
between 27 and
40 parts

No paint!

No paint required

just decorate
with stickers

Just BUILD!





**No glue!
No paint!
Just BUILD!**

**Collect and build
a brand new range
of kits from Airfix**

**These quick and simple
push-fit construction models
look just like the real thing!
No glue or paint required
- just decorate with stickers**

NEW

VW Camper Van

Code: **J6017**



Available Mar-17

QUICKBUILD



NEW COLOUR



Lamborghini Aventador

Code: J6019



Available Mar-17

NEW COLOUR



McLaren P1™

Code: J6021



Available Mar-17

BESTSELLER



Lamborghini Aventador

Code: J6007



Available Now



McLaren P1™

Code: J6013



Available Now

NEW COLOUR



Bugatti Veyron

Code: J6020



Available Mar-17



VW Beetle

Code: J6015



Available Now

BESTSELLER



Bugatti Veyron

Code: J6008



Available Now



Challenger Tank

Code: J6010



Available Now

NEW



Red Arrows Hawk

Code: **J6018**



Available Mar-17

BESTSELLER



Spitfire

Code: **J6000**



Available Now



Eurofighter Typhoon

Code: **J6002**



Available Now



Harrier

Code: **J6009**



Available Now



Messerschmitt Bf109

Code: **J6001**



Available Now



F-22® Raptor®

Code: **J6005**



Available Now



Apache

Code: **J6004**



Available Now



P-51D Mustang™

Code: **J6016**



Available Now

STARTER SETS

From Starter Sets for the beginner to more elaborate Gift Sets, the following pages have something for everyone.

A brilliant way to start the fantastic hobby of Airfix modelling!



Starter Sets all contain paint, adhesive and brushes.

ROYAL
AIR FORCE **RED**
ARROWS



SMALL STARTER SETS

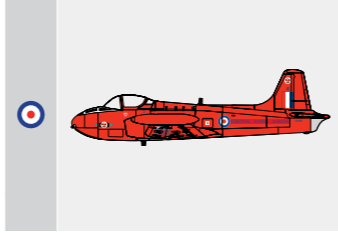
A series of iconic aircraft models for the beginner. Sets include glue, brush and four acrylic paints – all that's needed to complete a fabulous first kit!



Hunting Percival Jet Provost T4

Code: **A55116**

The highly successful Jet Provost provided the RAF with a training solution for over thirty years. During this period, many RAF stations operated aerobatic display teams and the Central Flying School's 'Red Pelicans' were amongst the most distinctive, often flying in the same display programme as the Red Arrows.



Available Mar-17



Supermarine Spitfire Mk.Ia

Code: **A55100**

Probably the best known fighter aircraft ever, and arguably the best looking too, with its sleek lines and elliptical wings, the Spitfire will be forever remembered for its role in the Battle of Britain.



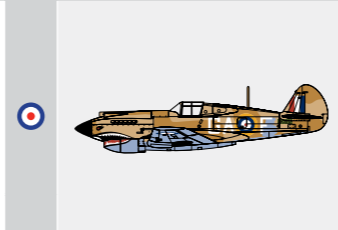
Available Now



Curtiss Tomahawk IIB

Code: **A55101**

The Tomahawk was used extensively throughout WWII. The shark-mouth version in this set is one of the most famous looking aircraft of the period, making it great fun to build.



Available Jan-17



RAF Red Arrows Gnat

Code: **A55105**

The Royal Air Force Aerobatic Team (RAFAT), the formal name of the Red Arrows, began life at RAF Fairford, Gloucestershire in 1965. Initially there were seven display pilots and ten Gnat jet trainers. The name 'Red Arrows' was chosen to combine the appeal and expertise of two earlier teams, the Black Arrows and the Red Pelicans.



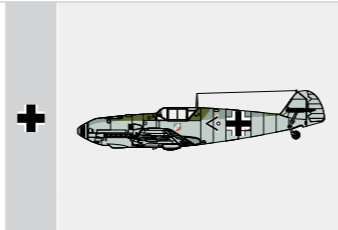
Available Now



Messerschmitt B109E-3

Code: **A55106**

The Bf109E-3 was one of the first true fighters of the modern era and was the Luftwaffe's main bomber escort during the Battle of Britain. After some spectacular successes at the beginning of the war it found its main challengers to be the RAF's Hurricane and Spitfire.




Available Now



North American Mustang IV™

Code: **A55107**

The Mustang came into its own when fitted with the Merlin engine. Its long range enabled it to escort bombers deep into enemy territory. The Royal Air Force flew the type from 1944 onwards in support of Bomber Command's long distance raids deep into enemy territory.




Available Now



Focke Wulf 190A-8

Code: **A55110**

The feared Focke Wulf 190A-8 was the most numerous of the classic Luftwaffe fighter, with over 6,655 A-8 produced. Due to constant attacks by allied bombers this type was manufactured by at least eight factories during its lifetime.



Available Jan-17



Hawker Hurricane Mk.I

Code: **A55111**

One of the greatest fighter aircraft of WWII, this version fought alongside the Spitfire and actually shot down and destroyed more aircraft during the Battle of Britain in the summer of 1940 than its even more famous partner!



Available Now



HMS Victory

Code: **A55104**

Probably the most famous warship ever, HMS Victory is still to be seen in Portsmouth Dockyard. This great miniature model is a fun way to start modelling.



Available Now



Cromwell Cruiser Tank

Code: **A55109**

The agile and reliable Cromwell Cruiser tank made its operational debut in Normandy 1944. It soon made its mark on the battlefield and became one of the most successful tanks of the British Army.



Available Now



King Tiger Tank

Code: **A55303**

The King Tiger (Tiger II) was a 68 ton monster appearing on the battlefield in 1944. Had the numbers supplied been larger and the fuel to run them been available then the war may have gone on longer than it did.



Available Now



MEDIUM STARTER SETS


These contain more iconic aircraft and vehicles, but this range's models are little more challenging to build with more parts and 2 brushes.



RAF Red Arrows Hawk

Code: **A55202B**

The dual control BAE Hawk T. Mk.1 is the RAF's advanced trainer and has been used by the Red Arrows since 1979. The aircraft is essentially the same as those aircraft flown by the Royal Air Force's 100 Squadron with the exception of the smoke generators and a slightly uprated engine giving a faster response time to changes of power setting.




Available Now



Douglas A-4B Skyhawk™

Code: **A55203**

The Douglas A-4 Skyhawk is a carrier-capable ground-attack aircraft designed for the United States Navy and United States Marine Corps. Skyhawks were the Navy's primary light bomber used over North Vietnam during the early years of the Vietnam War.



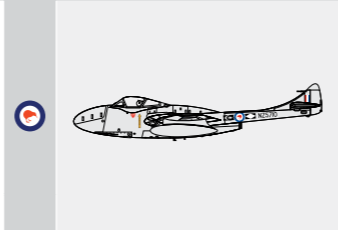
Available Now



De Havilland Vampire T11

Code: **A55204**

As a two-seater trainer, the Vampire T11 excelled. The side by side seating ensured both pilots had good visibility. The aircraft's inherent stability and docility also made it a relatively safe and effective platform for instruction.




Available Now



Hawker Harrier GR1

Code: **A55205**

Known affectionally as the "Jump Jet" the Harrier GR1 was the first vertical take-off and landing aircraft flown operationally by the RAF, coming into service in 1969. It soon became a crowd favourite, drawing huge crowds whenever it was putting on its unique display.



Available Now



Hawker Typhoon Ib

Code: **A55208**

Designed initially to replace the Hawker Hurricane as the complementary high-altitude fighter to the Supermarine Spitfire, the Typhoon instead found its fame as a low altitude ground attack aircraft, spearheading the airborne assault through occupied Europe after D-Day.



Available Now



Boulton Paul Defiant Mk.1

Code: **A55213**

The Boulton Paul Defiant was designed and built by Boulton Paul Aircraft as a "turret fighter" without any forward firing guns and served as an interceptor aircraft with the RAF during the Second World War. Often maligned as a failure, it found a niche as a night fighter during the Blitz.



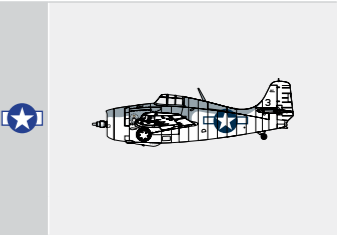
Available Now



Grumman F4F-4 Wildcat™

Code: **A55214**

The Grumman F4F Wildcat was an American carrier-based fighter aircraft that began service with both the United States Navy and the British Royal Navy with high air combat kill-to-loss ratios. The Wildcat was built throughout the war to serve on escort carriers where larger and heavier fighters could not be used.



Available Now



Aston Martin DB5 Silver

Code: **A50089A**

The DB5 had a new tail design, offering improved aerodynamics. Options now included power steering (on MK1 cars), air conditioning, automatic transmission, limited slip differential and a 325bhp Vantage engine.



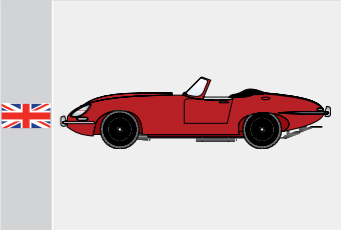
Available Now



Jaguar E-type

Code: **A55200**

Described by Enzo Ferrari as the most beautiful car ever made upon its unveiling, the Jaguar E-type has gone on to become one of the most instantly recognisable and iconic shapes in automotive history.



Available Jan-17



Triumph Herald

Code: **A55201**

The Triumph Herald was a small two-door car introduced in 1959 by the Standard-Triumph Company of Coventry. The body design was by the Italian stylist Michelotti and total Herald sales numbered well over 300,000.



Available Now



VW Beetle

Code: **A55207**

The civil production of the Beetle started in December 1945 and only finished in 2003. Originally powered by a 1100cc air-cooled four cylinder engine, it was continually updated throughout the beetles history, culminating in the 1584cc engine found in the final Mexican variants.



Available Now



LARGE STARTER SETS


If modern jets, helicopters or cars are your thing, then these sets are perfect for gifts or to build yourself once you've mastered the basics.



Eurofighter Typhoon

Code: **A50098**

The Eurofighter Typhoon is Europe's premier swing role fighter jet. Designed and constructed by a consortium of companies under contract to the United Kingdom, Germany, Italy and Spain. The RAF declared it combat ready in 2006.



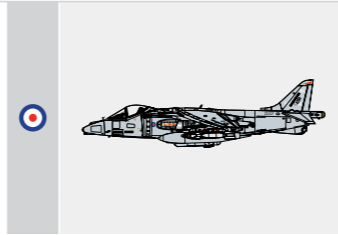
Available Now



BAE Harrier GR9A

Code: **A55300**

Flown by the Joint Force Harrier Squadrons crewed by both Royal Navy and RAF crews, this ultimate Harrier carried a vast array of weapons, communications and systems to carry offensive operations to the enemy both from land and sea.



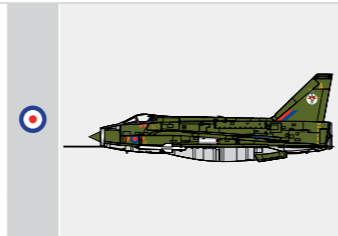
Available Now



English Electric Lightning F.2A

Code: **A55305**

The English Electric Lightning was a supersonic jet fighter aircraft of the Cold War era, noted for its great speed. It is the only all-British Mach 2 fighter aircraft and was the first aircraft in the world capable of cruising at Mach+ speeds. It could carry the awesome Firestreak missile.



Available Now



Westland Sea King HAR.3

Held in extremely high regard by the British public, the distinctive yellow Search and Rescue Sea King HAR.3 helicopters of the Royal Air Force always seemed to be on hand when help was needed most. Many sailors, climbers and holidaymakers owe their lives to the highly capable SAR crews of the RAF, who were ready to save lives at any time of day, or night and in all weather conditions.

Available Now

Code: **A55307**




Aston Martin DBR9

Code: **A50110**

The Gulf Aston Martin DBR9s performed superbly at Le Mans 2008. Car 009, driven by David Brabham, Antonio Garcia and Darren Turner, won the GT1 class. The 007 car, with Heinz-Harald Frentzen, Andrea Piccini and Karl Wendlinger finished fourth.

Available Now



MINI Cooper S

Code: **A50125**

One of the most recognisable vehicles on today's roads the MINI stands out from the crowd and has immense popularity all over Europe and beyond. They come in all colours and designs, and this, the Cooper S, is no exception.

Available Now



Ford Fiesta WRC

Code: **A55302**

Developed from the standard road car, this bespoke rally car built by M-Sport for the works Ford Rally Team for use in the World Rally Championship.

Available Now




MINI Countryman WRC

Code: **A55304**

MINI is a 4x4 powered by a 1.6-litre turbocharged engine. Rally ace Prodrive, who masterminded Colin McRae and Richard Burns' championship-winning campaigns, prepared the Countryman. Prodrive also build MINI WRCs for privateers.

Available Now




Jaguar XKR GT3

Code: **A55306**

Jaguar created many fantasy schemes for the XKR GT3 and this is one such official scheme that will really make this fantastic car stand out.

Available Now




Ford 3 Litre GT

Code: **A55308**

Capable of reaching incredible top speeds of well over 350 km/h this ironically shaped Ford 3L GT designed by Len Bailly was built as a result of the displacement limit rule change of 1967 by the FIA. First appeared at Brands Hatch, Kent 1968.

Available Now



GIFT SETS

Gift Sets all contain paint, adhesive and brushes. The following pages have something for everyone.

A brilliant way to start the fantastic hobby of Airfix modelling!



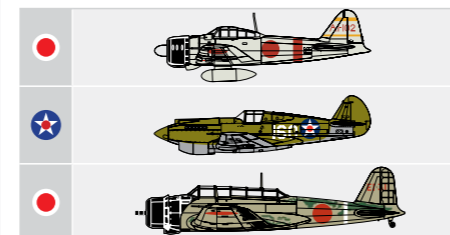
1:72



Pearl Harbor - 75th Anniversary Gift Set

In one of the most infamous raids of WWII, the Imperial Japanese Navy launched a surprise strike attack on the US Naval base at Pearl Harbor on 7th December 1941. Launching from six aircraft carriers in two attack waves, over four hundred strike and fighter aircraft targeted the US Pacific Fleet moored at Pearl Harbor and the airfields at Ford Island, Hickam Field, Bellows Field and Wheeler Field. Despite inflicting significant damage, America would resolve to avenge this attack and destroy the Japanese war machine.

Available Now Code: **A50180**



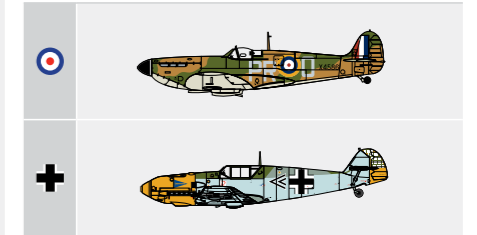
1:72



Spitfire Mk.Ia Messerschmitt Bf109E-4 Dogfight Double

"The Spitfire had the edge over the 109 in speed and climb, and particularly in turning circle. He went on pulling round as sharply as he could. I followed him without any difficulty and went on firing bursts at him. There were puffs of black smoke and then a trail of white vapour streamed from his aircraft" This actual quote from a Battle of Britain pilot tells of the dogfights between these two fighters in 1940.

Available Now Code: **A50135**



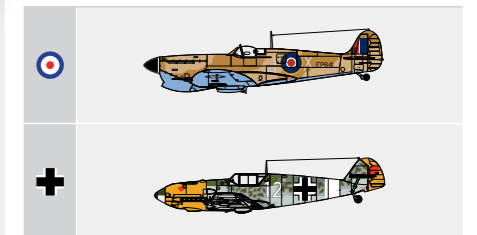
1:48



Supermarine Spitfire Mk.Vb Messerschmitt Bf109E Dogfight Double

Between June 1940 and November 1942 the small but strategically important island of Malta, situated in the Mediterranean Sea, became the most heavily bombed place on earth when first Italian and then German bombers attempted to force the island to surrender, at the height of the battle, cannon armed and tropicalized Spitfire Mk.Vbs were used to Messerschmitt Bf109Es.

Available Now Code: **A50160**




1:72



Junkers Ju87R-2 Stuka Gloster Gladiator Mk.I Dogfight Double

The Gloster Gladiator represented the pinnacle of biplane fighter design, but despite its undoubted pedigree, it was almost obsolete as soon as it entered RAF service. With both the Hurricane and Spitfire already in development, RAF Gladiator Squadrons saw little service with home based units during WWII. Two Squadrons of Gladiators did take part in the Battle of France, where they managed to inflict surprisingly heavy losses on superior German aircraft types.

Available Now Code: **A50179**



1:76



D-Day Operation Overlord

This set is full of items ideal to make a large D-Day diorama. These items below can all be placed on the base to model the "longest day"

Available Now Code: **A50162**




1:76



D-Day Battlefront

Depicting a scene that is typical of the many meetings of opposing forces in the battles of Northern Europe in 1944, this set contains a Sherman and Tiger Tank, British Paratroops and German Infantry, a Forward Command Post and base to set everything out on.

Available Now Code: **A50009**



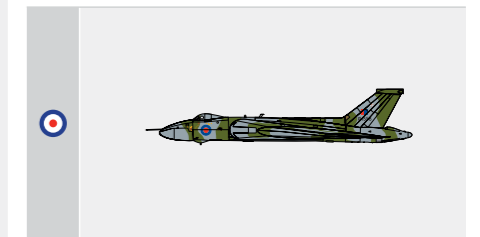
1:72



Avro Vulcan B Mk2 XH558

XH558 was the last Vulcan to leave RAF service, flying on from 1986 to 1993 as the single RAF Display Vulcan. Her final flight was on 23rd March 1993 to Bruntingthorpe. In 1997, a small team headed by Dr Robert Fleming started to put together a plan to return her to flight. After 14 years Vulcan XH558 roared into the air again.

Available Now Code: **A50097**



1:72



Battle of the Somme Centenary

The summer of 2016 marked the Centenary of one of the bloodiest battles in the history of warfare, the Battle of the Somme. Intended to achieve a decisive breakthrough for Allied Forces, the Somme saw the introduction of the first tanks to the Western Front and also the first concerted struggle for air supremacy above the battlefield. Whilst men in the trenches of the Somme battlefield were fighting and dying in their thousands, an equally frenetic battle was being contested in the skies above them, by a relatively small number of opposing aviators.

Available Now Code: **A50178**




1:350



HMS Illustrious

Until 2014 when she was taken out of service, HMS Illustrious was an impressive 209m long, with a beam of 36m and a displacement of 22,000 tonnes! With an impressive 1400 compartments and 15 lifts she was powered by four Olympus gas turbines (a marinised version of Concorde's jet engines) that gave her a top speed in excess of 30 knots. This collection comes with extra information supplied exclusively by the Royal Navy.

Available Now Code: **A50059**



MILITARY AIRCRAFT

Although the history of aviation is much more than war machines, the development of aviation was unquestionably stimulated by conflict. The aeroplane became the most important military weapon during the horrors of the Great War and as these early airmen struggled to gain air superiority, the celebrity of the fighter pilot was born. The exploits of military airmen and their enigmatic aeroplanes continue to captivate millions of enthusiasts to this day.



1:72 SCALE

This smaller scale is perfect for those models where you want a more simple and faster construction. There are even more exciting additions this year!



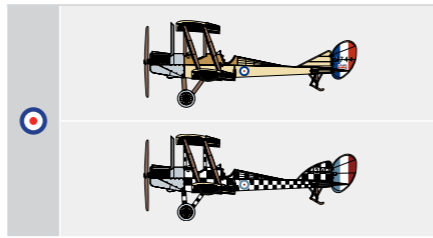
1:72 NEW SCHEMES



Royal Aircraft Factory BE2c Scout

Designed specifically to allow aircrews to effectively secure vital reconnaissance imagery from above the battlefields of the Western Front, the Royal Aircraft Factory BE2c Scout was an aircraft with very few vices. Easy to fly and extremely stable in the air, the aircraft allowed Allied military planners to obtain clear and detailed photographs of enemy positions and troop concentrations.

Available Jun-17 Code: **A02104**



1:72

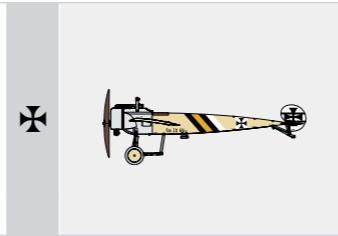


Fokker E.II Eindecker

Code: **A01086**

Significant in the history of aerial warfare, the Fokker Eindecker was the first purpose built German WWI fighter aircraft and the first to be fitted with gun synchronisation gear, which allowed the pilot to shoot through the arc of the propeller and in his line of sight. Once introduced, it took a withering toll of Allied aircraft.

Available Now



1:72

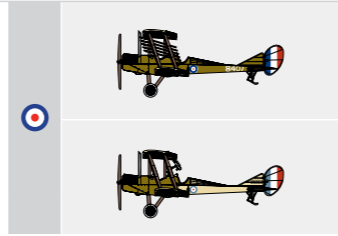


Royal Aircraft Factory BE2c

Code: **A02101**

The stable flight characteristics of the government designed Royal Aircraft Factory BE2c made it an ideal choice for use as a home defence night fighter aircraft. It famously claimed the destruction of the first German Airship over Britain on 3rd September 1916, earning pilot Lt. William Leefe Robinson a Victoria Cross.

Available Now



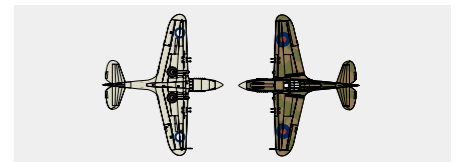

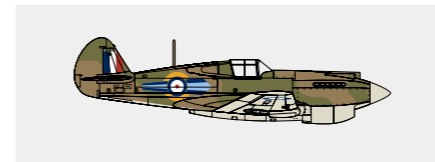
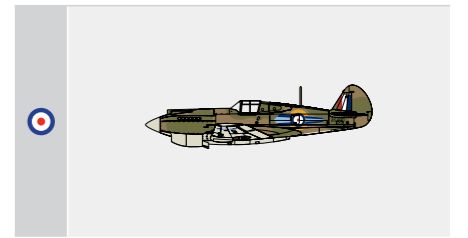
1:72 NEW SCHEME



Curtiss Tomahawk Mk.IIB

With the Hurricanes and Spitfires of the RAF being needed for home defence duties, the arrival of large numbers of American Curtiss Tomahawk fighters allowed older aircraft to be replaced in North Africa and the Middle East. Able to withstand significant battle damage, the Tomahawk was to see extensive service in these theatres and pose a considerable threat to their Luftwaffe and Regia Aeronautica adversaries.

Available Sept-17 Code: **A01003A**



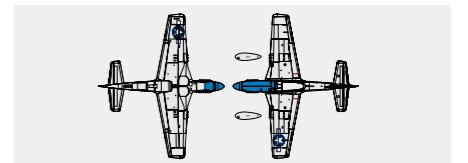
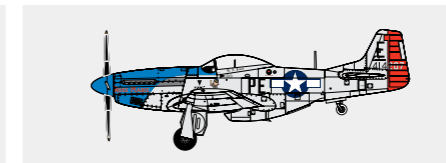
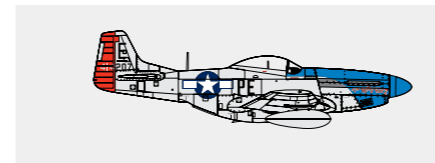
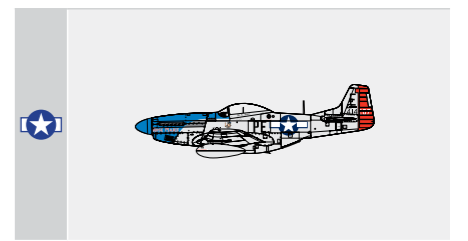
1:72 NEW SCHEME



North American P-51D Mustang™

Without question, the North American P-51D Mustang was one of the finest fighter aircraft of the Second World War and helped to secure air superiority for the Allies over occupied Europe. Able to escort USAAF bombers all the way to their targets deep into Germany, Mustang pilots would pounce on any Luftwaffe fighters sent to challenge them.

Available Jan-17 Code: **A01004A**



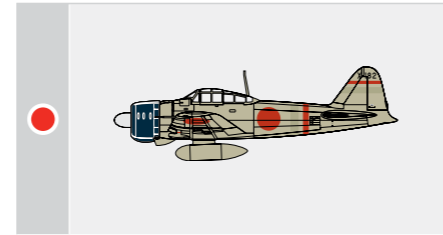


Mitsubishi A6M2b Zero

When the Japanese Zero first entered service in 1940, it was without doubt the most advanced naval fighter in the world and quickly earned a reputation as a ruthless dogfighter. In early engagements, the Zero proved so effective that pilots were able to post an almost unbelievable victory ratio of 12 to 1 against their adversaries.

Available Mar-17

Code: **A01005A**

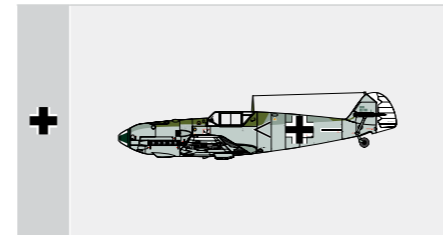


Messerschmitt Bf109E-4

The Bf109E was one of the first true fighters of the modern era. Designed by Willy Messerschmitt and Robert Lusser during the 1930s, it included such features as all-metal monocoque construction, closed canopy and retractable landing gear.

Available Now

Code: **A01008**



Hawker Hurricane Mk.I

The original fabric-covered winged Hurricane Mk I was upgraded with a de Havilland or Rotol constant speed metal propeller, metal-covered wings, armour and other improvements. In 1939, the RAF had taken on about 500 of this later design.

Available Now

Code: **A01010**

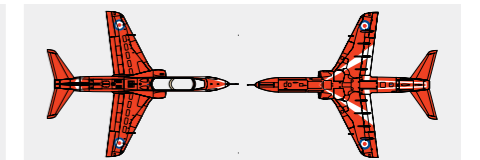





RAF Red Arrows Hawk

Thrilling Air Show audiences all over the world, the Royal Air Force Aerobatics Team the Red Arrows fly the Hawk Mk T1 aircraft. These jets are some of the most famous in the world and this aircraft model is depicted in the Red Arrow's 2016 livery.

Available Now

Code: **A02005C**




Supermarine Spitfire Mk.Ia

Probably the most iconic of all aircraft, brought to the public's attention following its feats during the Battle of Britain. This brilliant fighter is celebrated with this Airfix kit, that is fully detailed and captures the shape of the much loved Spitfire perfectly.

Available Now

Code: **A01071A**

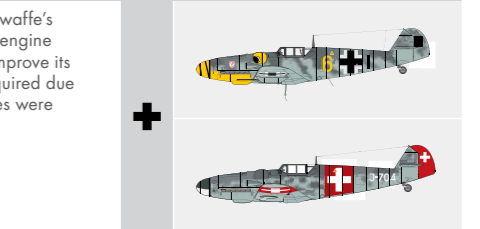


Messerschmitt Bf109G-6

The "G" version of the Luftwaffe's formidable fighter had an engine with increased power to improve its performance. This was required due to the new aircraft the allies were introducing on all fronts.

Available Now

Code: **A02029A**




Boulton Paul Defiant Mk.I

Often maligned as a failure, the Boulton Paul Defiant proved its effectiveness as a night fighter during the Blitz by shooting down more enemy aircraft than any other type. Built as a "turret fighter" and often mistaken for Hurricanes by the Luftwaffe the Defiant pilots proved themselves during the Battle of Britain.

Available Now

Code: **A02069**






1:72 NEW SCHEMES

Supermarine Spitfire PR.XIX

Arguably the ultimate version of the Spitfire, the unarmed Rolls-Royce Griffon powered PR.XIX reconnaissance aircraft relied on speed and stealth to survive in the combat area. This version of the Spitfire still holds the world altitude record for a single piston engined aircraft, set at 51,500 ft. in February 1952 by Flight Lieutenant Ted Powles.

Available Jun-17 Code: **A02017A**




1:72 NEW SCHEMES

Supermarine Spitfire Mk.VA

Without doubt, the Supermarine Spitfire was one of the most important aircraft of WWII, with more being produced than any other British aircraft type – it was also in production throughout the war. The Mk.V version of the Spitfire was produced in greater numbers than any other mark and gave the RAF a combat advantage throughout most of 1941.

Available Now Code: **A02102**

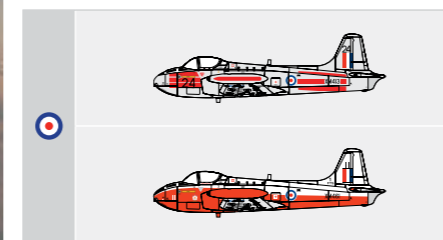


1:72

Hunting Percival Jet Provost T.3

For most RAF pilots serving between 1960 and 1988, the Hunting Aircraft (BAC) Jet Provost will be an extremely familiar aircraft to them. Forming the backbone of RAF pilot training during this period, the Jet Provost was distinctive by its broad fuselage profile, which allowed for a relatively spacious side-by-side cockpit arrangement.

Available Now Code: **A02103**

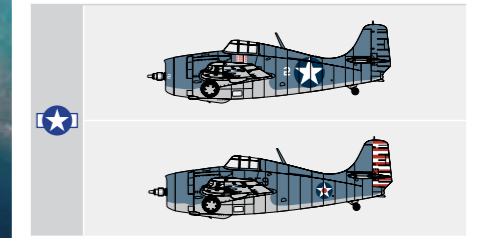


1:72

Grumman F4F-4 Wildcat™

The Grumman F4F-4 Wildcat was an American carrier-based fighter aircraft that began service with both the United States Navy and the British Royal Navy with high air combat kill-to-loss ratios. The Wildcat was built throughout the war to serve on escort carriers where larger and heavier fighters could not be used.

Available Now Code: **A02070**




1:72

Grumman Martlet Mk.IV™

At a time when the Royal Navy were desperately in need of an effective single engine fighter, the new American F4F Wildcat was seen as the ideal solution and was immediately pressed into service. Known as the Martlet in Fleet Air Arm service, this diminutive aircraft was used operationally right through to the end of the war in Europe.

Available Now Code: **A02074**




1:72

Hawker Typhoon Ib

By 1943 the RAF needed a dedicated ground attack fighter, and the Typhoon was suited to the role. The powerful engine allowed the aircraft to carry a load of up to two 1,000 lb (454 kg) bombs. From Sept 1943 Typhoons could also be armed with four "60 lb" RP-3 rockets.

Available Now

Code: **A02041**



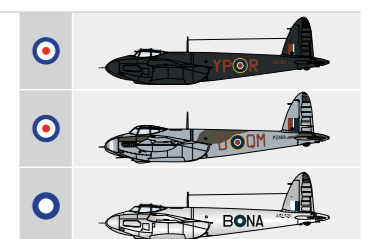
1:72

De Havilland Mosquito Mk.II/VI/XVIII

The Mosquito attained the reputation of being one of the most outstanding aircraft of WWII. Its wooden construction provided resistance to punishing damage and afforded quick repair.

Available Now

Code: **A03019**





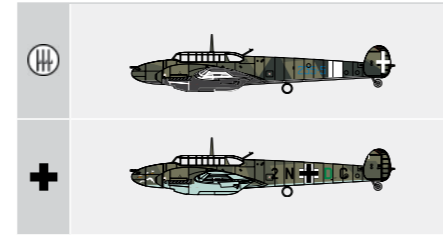
1:72 NEW SCHEMES

Messerschmitt Bf110C

Championed by Hermann Goering, the Messerschmitt Bf 110 Destroyer, (or Heavy Fighter) concept was certainly sound in theory, giving these slightly larger aircraft much greater range and devastating firepower. Unfortunately, the increase in size and weight left the Destroyers vulnerable to the more manoeuvrable single engined fighters of the RAF.

Available Apr-17

Code: **A03080A**



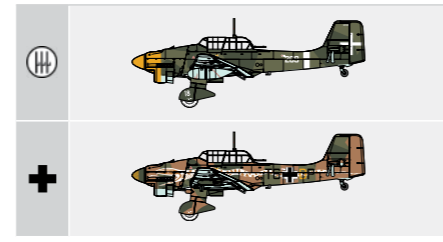
1:72 NEW SCHEMES NEW PARTS

Junkers JU87B-2/R-2 Stuka

The rugged and effective Junkers Ju87B Stuka was designed specifically to be a highly effective airborne artillery piece, capable of supporting fast moving ground units by destroying strategic targets that stood in their way. Well built and extremely rugged in operation, these dive bombers became some of the most recognisable aircraft of the Second World War.

Available Sept-17

Code: **A03089**



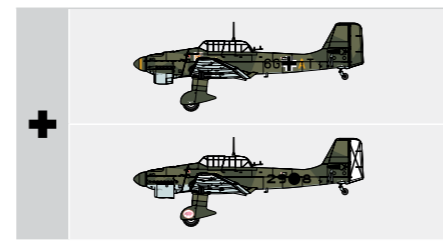
1:72

Junkers Ju87 B-1 Stuka

The Junkers JU87 or Stuka, was a two-man ground attack aircraft and dive bomber which first took to the skies in 1935. The Stuka is famous for delivering the single most deadly assault on British territory in history on the afternoon of 4th July 1940 when thirty three of them sank the 5,500 ton anti-aircraft ship HMS Foylebank in Portland Harbour.

Available Now

Code: **A03087**



NEW Messerschmitt ME262A-1a



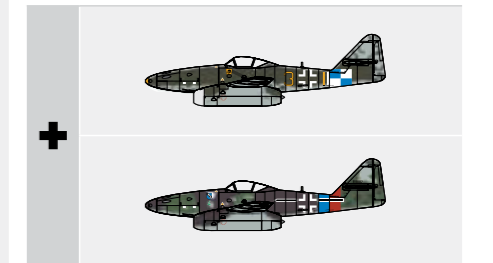
1:72 NEW MOLD

Messerschmitt ME262A-1a

Described by famous British test pilot Eric 'Winkle' Brown as the most formidable aircraft of WWII, the Messerschmitt Me 262 was a quantum leap in aviation performance terms and stands as one of the most significant aircraft in the history of flight. Had the Luftwaffe been able to deploy large numbers of these impressive fighters, they would have taken a heavy toll of Allied aircraft.

Available Jul-17

Code: **A03088**



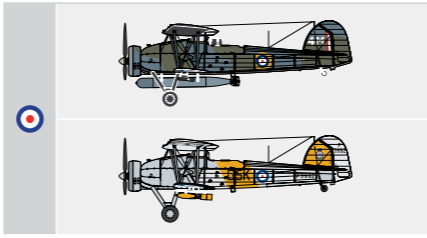


Fairey Swordfish Mk.I

The superb handling and low speed of the Fleet Air Arm's Swordfish reconnaissance and torpedo strike aircraft made it ideally suited to the relatively short decks of Britain's WWII aircraft carriers. Despite being considered obsolete at the start of the war, the Swordfish served with distinction throughout WWII and outlasted aircraft which were intended as its replacement.

Available Mar-17

Code: **A04053A**

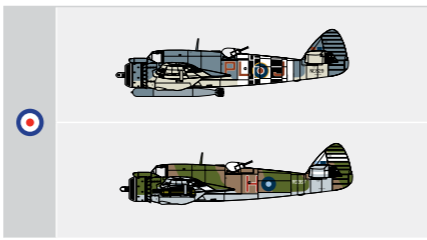


Bristol Beaufighter Mk.X

The Bristol Beaufighter "Beau" was a British long-range heavy fighter which had a long career serving in almost all theatres of war during WWII as night fighter and then as a fighter bomber.

Available Now

Code: **A04019**




Supermarine Swift FR.5

The Swift still holds the honour of being the first swept-wing jet fighter into RAF service. The FR.5 proved itself in the reconnaissance role, in 1957 and 1959 Swifts won the NATO 'Royal Flush' reconnaissance competition, conclusively beating off the best types other nations could offer.

Available Now

Code: **A04003**



Westland Sea King HC.4

Code: **A04056**

Operated by the Royal Navy, one of the most extensively modified versions of the Westland Sea King is the Westland Commando HC4. First flying on 26 September 1979, this high capacity, iconic aircraft was used extensively for British operations in both Gulf Wars, Falklands War and Afghanistan.

Available Now




Hawker Siddeley Harrier AV-8A

Code: **A04057**

Prominent in the 1970s and built by the British, the Harrier AV-8A was the first version of the Harrier to be sold to the USA. With their speed and vertical takeoff and landing capabilities, the aircraft proved themselves to be a valuable asset to the US Marine Corps.

Available Now

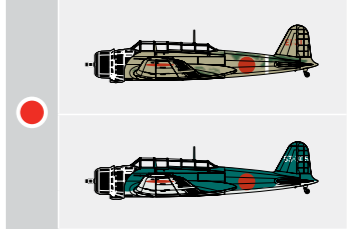


Nakajima B5N2 'Kate'

Code: **A04058**

With a much more powerful engine than that of the B5N1, the B5N2 had several other modifications to streamline it. This aircraft is particularly known for its involvement in the attack on Pearl Harbour and the sinking of the United States Navy aircraft carriers Lexington and Hornet.

Available Now


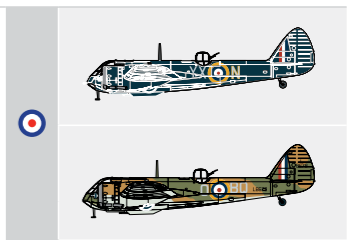


Bristol Blenheim Mk.IF

Code: **A04059**

The Bristol Blenheim was conceived as a privately funded high-speed civilian aircraft, intended to wrestle the record for the fastest civilian aircraft in Europe away from the Germans. Successfully achieving this, it immediately attracted the attention of the RAF – at the outbreak of WWII, the Blenheim was available in more numbers than any other RAF aircraft.

Available Now

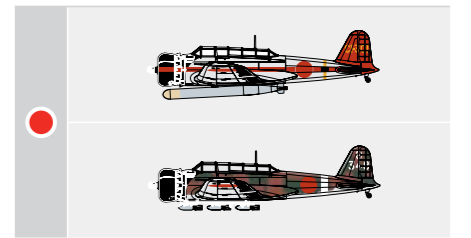


Nakajima B5N1 'Kate'

The Nakajima B5N1 'Kate' was the most numerous Japanese torpedo bomber of the Second World War and while primarily operated as a torpedo bomber from carriers, it also saw service as a land based bomber. A single engine monoplane, it was defended by just one rearward firing machine gun, operated by the radio operator, and its relatively low speed left it vulnerable to enemy aircraft. However it proved to be a devastatingly effective machine in skies not defended by enemy fighters, performing well at Pearl Harbor and going on to have success at the Battle of the Coral Sea and Midway.

Available Now

Code: **A04060**



1:72 NEW SCHEMES


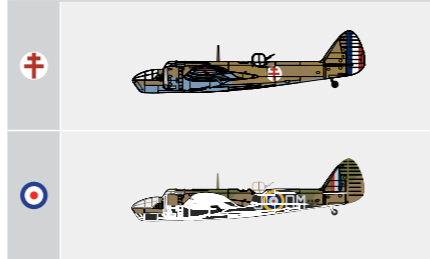


Bristol Blenheim MkIV Bomber

The Bristol Blenheim light bomber was one of the most important aircraft available to the RAF at the start of WWII and more Squadrons than any other aircraft. The Mk.IV introduced a lengthened nose to replace the cramped bomb aimers position in earlier models, uprated engines and greater defensive firepower. These light bombers mounted some of the first RAF bombing raids against German targets in early 1940 and went on to see extensive service in many theatres of operation.

Available Oct-17

Code: **A04061**



1:72

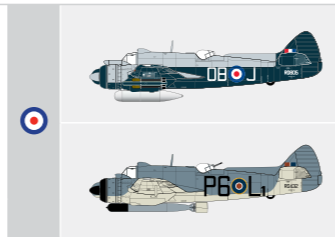


Bristol Beaufighter TF.10

Code: **A05043**

Originally entering RAF service as a heavy fighter/night fighter in August 1940, the Bristol Beaufighter proved to be an extremely versatile aircraft. Perhaps best known as a Coastal Command strike aircraft, Beaufighters were capable of launching savage attacks against all manner of Axis shipping targets.

Available Now



1:72




Handley Page Halifax B MkIII

Code: **A06008A**

The BIII was the main production variant, fitted with Bristol Hercules engines. They were fitted with transparent nose domes with single machine gun, a Boulton Paul dorsal turret with four guns and a tail turret with four guns.

Available Now



1:72

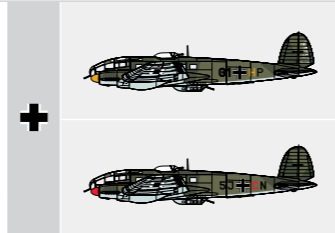


Heinkel He.111P2

Code: **A06014**

"A wolf in sheep's clothing", this slow medium sized bomber was at first masqueraded by the Luftwaffe as a commercial aircraft, when the intention was in fact for it to be converted into the enemy's primary bomber throughout of World War Two.

Available Now



NEW North American B25C/D Mitchell™



1:72 NEW WOULD

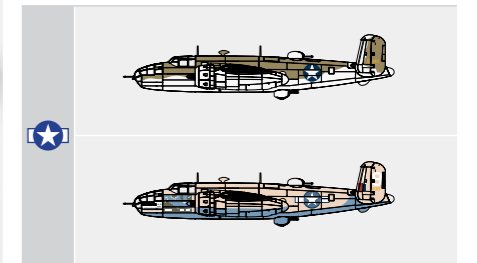


North American B25C/D Mitchell™

The role of medium bomber proved to be one of the most crucial during the Second World War and after something of a challenging service introduction, the North American B-25 Mitchell developed into a highly successful aircraft. Seeing service in every theatre of operation, the B-25 was the most versatile aircraft of its type, fulfilling a multitude of tactical roles in many different operating environments.

Available Nov-17

Code: **A06015**



NEW
MCDONNELL
DOUGLAS FG.1
PHANTOM™



Without doubt, the Phantoms of the Fleet Air Arm were some of the most iconic aircraft of the Cold War era.

As one of the most successful jet aircraft of all time, the American built McDonnell Douglas F-4 Phantom was to see service with a number of overseas air arms, with Britain being a significant operator. Originally purchased by the Royal Navy as a modern replacement for their De Havilland Sea Vixens, Fleet Air Arm Phantoms would have the primary role of defending the fleet at all times and in all weather, with a secondary role of strike attack. Designated Phantom FG.1, these Navy jets certainly made for an impressive sight and were some of the most attractive aircraft ever to serve with Britain's armed forces. Operating this huge aircraft from the relatively diminutive deck of HMS Ark Royal required a number of significant modifications to British Phantoms, as well as to the ship itself – they would also require the cream of Britain's fast jet pilots to operate these mighty fighters successfully.



McDonnell Douglas FG.1 Phantom™ - Royal Navy

Available Oct-17 Code: **A06016**



1:72 SCALE MILITARY AIRCRAFT




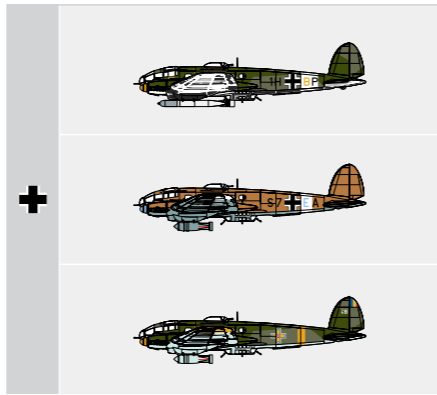
1:72

Heinkel He.111H-6

Addressing many of the shortcomings of the earlier versions, the Heinkel He.III 'H' series was produced in greater numbers than any other variant. With greater power from the Jumo 211 engines, better defensive armament and heavier weapons loads, these aircraft were used right up until the last days of the war.

Available Now

Code: **A07007**



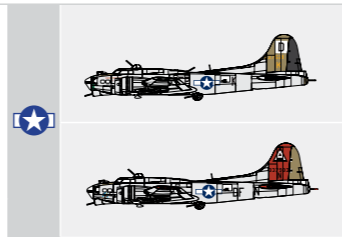
1:72

Boeing B17G Flying Fortress™ B-17G

Code: **A08017**

The definitive version of this classic USAAF heavy bomber, the Boeing B-17G incorporated a host of improvements on the earlier models of the Flying Fortress. With thirteen machine-guns and optimised defensive firing positions, massed formations of B-17Gs would pound Axis targets on a daily basis, throwing up as much lead at attacking fighters as they possibly could.

Available Now



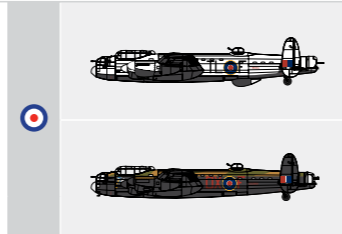
1:72

Avro Lancaster BI(F.E.)/BIII

Code: **A08013**

The Lancaster became the main weapon of the RAF's Bomber Command. It carried a formidable bomb load and bristled with defensive capabilities. However 3,249 were lost in action, even though around 150,000 sorties were flown.

Available Now



1:72

Douglas Dakota C-47 Skytrain™

Code: **A08014**

Described by General Eisenhower as one of the four weapons that helped the Allies to win the Second World War, the Douglas DC3 and its military variant the C-47 Skytrain has since gone on to be an instantly recognizable symbol of both air travel and the liberation of occupied lands that so characterized the Second World War.


Available Now



NEW Boeing Fortress MK.III



1:72 NEW SCHEMES NEW PARTS

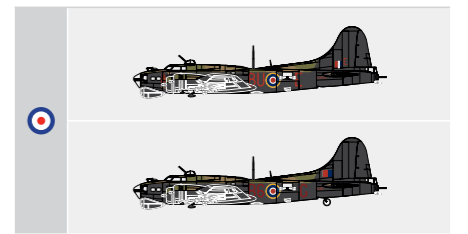


Boeing Fortress Mk.III™

Although better known as a daylight heavy bomber in USAAF service, the Boeing B17 (called Boeing Fortress Mk.III in RAF service) also served in a far more secretive role during the latter stages of the Second World War. In the dead of night, B17s were flown by the RAF's secret 100 Group, operated by 223 and 214 Squadrons. The job of these nocturnal Boeings was to mingle with the bomber stream and using an electronic warfare system known as 'Airborne Cigar' (ABC) attempt to jam German ground controller broadcasts so that the Luftwaffe night fighters could not find and intercept the bombers.

Available Jun-17

Code: **A08018**



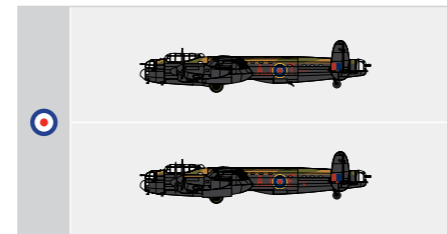


1:72

Avro Lancaster B.III (Special) The Dambusters

The most famous raid by Lancasters was the destruction of the Ruhr valley dams. Lancasters of 617 sqn were fitted with 'Bouncing bombs', designed by Barnes Wallace to bounce over floating booms, settle against the dam exploding as they sank to a set depth.

Available Now

Code: **A09007**

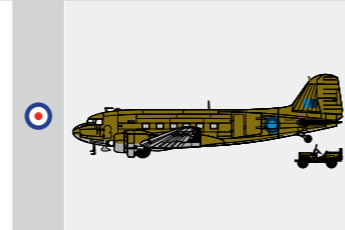
1:72

Douglas Dakota Mk III™ with Willys Jeep®

Code: **A09008**

Having been delivered to the UK in very large numbers, the Dakota Mk III revitalised the RAF's transport. Dakotas served in every theatre of war, most notably in Burma, during the D-Day landings and the airborne assault on Arnhem in 1944.

Available Now



1:72

Armstrong Whitworth Whitley Mk.V

Code: **A08016**

The Armstrong Whitworth Whitley saw action right from the first night of WW2 when it dropped leaflets over Germany. It then went on to take part in the first bombing raids over German and Italian territories, making the Whitley an integral part of the RAF's bombing offensive in the war.

Available Now



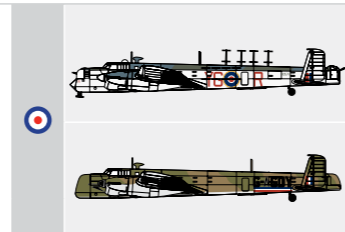
1:72

Armstrong Whitworth Whitley Mk.VII

Code: **A09009**

The Armstrong Whitworth Whitley was the first 'heavy' bomber to see service with the RAF and proved to be an extremely important aircraft in the early months of WW2. The long-range capabilities of the Whitley proved invaluable to Coastal Command as they could mount extended anti-U-boat patrols deep into the Atlantic Ocean.

Available Now




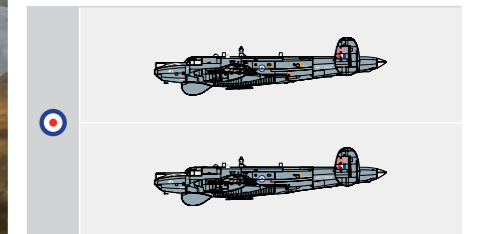
1:72

NEW
SCHEMESNEW
PARTS

Avro Shackleton AEW.2

With the ability to mount patrols for up to twelve hours, the Rolls-Royce Griffon powered Avro Shackleton AEW.2 provided Britain's airborne early warning protection for almost 19 years. Following the withdrawal of HMS Ark Royal and her complement of Gannet AEW aircraft, the Gannet's radar units were simply removed and attached under the forward fuselage of the new AEW version of the Shackleton.

Available Mar-17

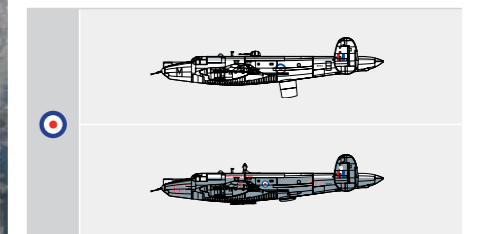
Code: **A11005**

1:72

Avro Shackleton MR.2

With its four Rolls-Royce Griffon engines giving it the nickname Growler, the Shackleton flew with the RAF from 1949 until 1991! It played a number of roles throughout its service but mainly it was an anti-submarine aircraft and could carry up to 10,000lb of bombs, torpedoes or mines.

Available Now

Code: **A11004**

Handley Page Victor B.2



NEW Eighth Air Force: Boeing B-17G™ & Bomber Re-Supply Set



1:72




Handley Page Victor B.mk.2 (B.S)

Arguably the most capable of Britain's Cold War V-Bombers, the Handley Page Victor is certainly one of the most distinctive jet bombers to ever see service. With its high mounted T-tail and impressive crescent wing, the Victor saw service as a conventional bomber, nuclear bomber and finally as an airborne tanker aircraft, before its eventual retirement in 1993.

Handley Page Victors of Britain's nuclear deterrent force were finished in an all over white anti-flash paint scheme, which was intended to afford some protection to the aircraft and crew in the event of a nuclear detonation – thankfully, the effectiveness of this system was never called upon. The final RAF Victors wore a hemp and light aircraft grey scheme, following their involvement in the Gulf War, in an in-flight re-fuelling capacity.

Available Now

Code: **A12008**



1:72 NEW

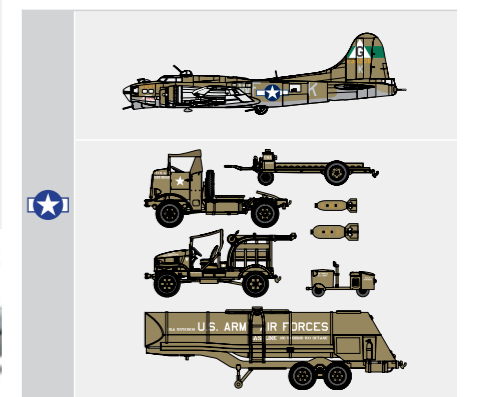


Eighth Air Force: Boeing B-17G™ & Bomber Re-Supply Set

The United States Army Air Force (USAAF) Eighth Air Force was created during World War II to support the Allied invasion of German occupied Europe by flying day-time strategic bombing missions from bases in Eastern England. By late 1944 the Eighth Air Force's air war over occupied Europe was at its height. Everyday hundreds of Boeing B-17 Flying Fortress and Consolidated B-24 Liberator bombers would head over German held territory, braving flak, German fighters and the weather to deliver bombs onto targets. Damage to returning aircraft was commonplace which often led to the cannibalisation of badly damaged airframes to keep others flying. The silver port wing on the B-17G depicted in this kit is an example of this practice and it is a testament to the skill and hard work of the ground crews that so many aircraft were kept serviceable in this way.

Available Mar-17

Code: **A12010**



1:48 SCALE

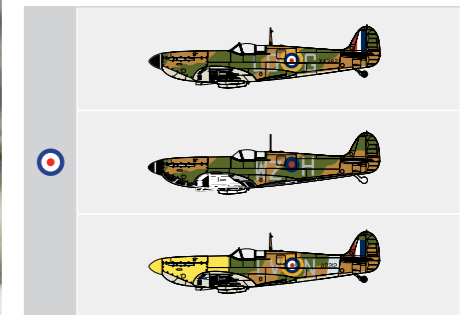
This scale is perfect for those models where you want even more detail. There are even more exciting additions this year!



Supermarine Spitfire Mk.I

The Legendary Supermarine Spitfire was used by the RAF and other Allied forces during World War Two. It was also produced in greater numbers than any other British aircraft and was continuously produced throughout the whole of the Second World War.

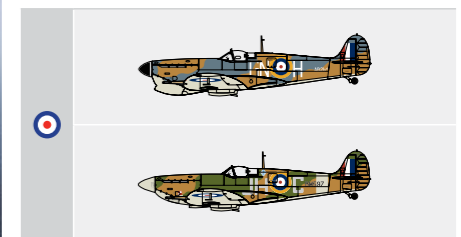
Available Now Code: **A05126**



Supermarine Spitfire Mk.Vb

The MkVb was the first Spitfire fitted with slipper tank to increase range and many were equipped with bombs. Until the end of the Battle of Britain in 1940, all Spitfires were used for defence of the UK. In an overseas role it had a dust filter modification to protect the engine. The new Mk V outclassed the Messerschmitt 109E.

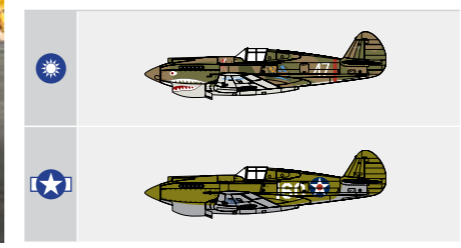
Available Now Code: **A05125**



Curtiss P-40B Warhawk

During the early stages of WWII, the American built Curtiss P40B proved to be one of the most important fighter aircraft available to Allied Air Forces. Flying with the RAF in North Africa and the American Volunteer Group in China, the Allison V-1710-33 powered P-40B was to become one of the most distinctive fighters of the entire war, wearing their fearsome shark-mouth artwork.

Available Now Code: **A05130**



Boulton Paul Defiant Mk.I Tropical

With its powered dorsal mounted turret, the Boulton Paul Defiant was one of the most interesting fighter aircraft to see service during the Second World War. Originally designed to attack massed formations of enemy bombers, the additional weight of the turret made it unsuitable as a day fighter and relegated Defiants to night fighter operations.

Available Now

Code: **A05128**

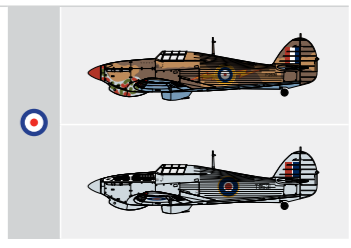


Hawker Hurricane Mk.I Tropical

The rugged and reliable Hawker Hurricane was arguably the most important fighter aircraft available to the Royal Air Force at the beginning of WWII. Easier to produce and more forgiving to fly than the Spitfire, the Hurricane accounted for more Luftwaffe aircraft destroyed during the Battle of Britain than the rest of Britain's defences combined.

Available Now

Code: **A05129**



NEW
North American P-51D Mustang™




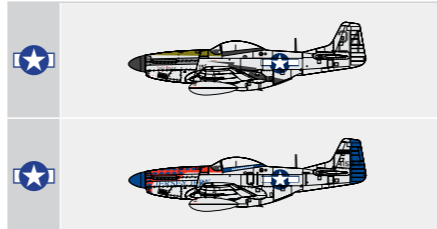
1:48 NEW MOULD



North American P-51D Mustang™

The beautifully clean lines of the North American P-51D Mustang belie the fact that this was a devastatingly effective fighter aircraft, able to take on anything the Luftwaffe hurled against it. With the range to fly deep into Germany, Mustang pilots could hunt down the Luftwaffe either in the air or at their home airfields, ensuring the Allies maintained air superiority.

Available Aug-17 Code: **A05131**




1:48 NEW SCHEMES



Boulton Paul Defiant NF.1

Quickly outclassed as a day fighter during the Battle of Britain, the Boulton Paul Defiant would be tasked with protecting Britain from night bombing raids by the Luftwaffe. Not trained to fight at night, Defiant crews would have to develop interception techniques as they fought, but found the aircraft much more suited to this nocturnal fighting environment.

Available Aug-17 Code: **A05132**



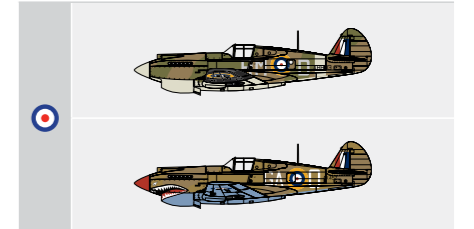
1:48 NEW SCHEMES



Curtiss Tomahawk Mk.IIB

The first Curtiss Tomahawk fighters to arrive in Britain during WWII operated in the tactical reconnaissance role and were deemed unsuitable for fighter sweeps into German occupied Europe. Later models incorporated a number of improvements and saw extensive service with the Western Desert Air Force, driving the Italians out of Libya and taking on the newly arrived Messerschmitts of the Luftwaffe.

Available Aug-17 Code: **A05133**



NEW Hawker Sea Fury FB.II



1:48 NEW MOULD



Hawker Sea Fury FB.II

One of the most capable piston engine fighter aircraft ever produced and the last to enter service with Britain's Fleet Air Arm, the Hawker Sea Fury represented the pinnacle of piston engine fighter design. Introduced after the end of the Second World War, the Sea Fury would see combat against some of the early jet fighters during the Korean War, where it would perform extremely well.

Available Sep-17

Code: **A06105**



1:48 NEW SCHEMES




Hawker Sea Hurricane Mk.IB

Having proved itself during the savage dogfighting of the Battle of Britain, the Hawker Hurricane would also make a valuable contribution in protecting the vital sea lanes from German attack, both above and below the water. Modified with the addition of catapult spools and a fuselage mounted arrester hook, Sea Hurricanes were embarked aboard Britain's diminutive aircraft carriers from mid 1941.

Available Jun-17

Code: **A05134**



1:48

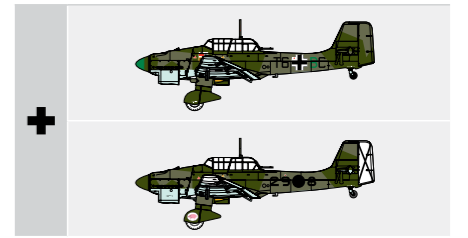


Junkers Ju87B-1 Stuka

Arguably one of the most distinctive aircraft of WWII, the Ju87B Stuka was a highly effective dive and attack bomber, capable of delivering precision bombing attacks, in support of the Germans 'Lightning War' concept. It also specifically employed the use of screaming sirens, designed to spread fear and panic amongst the enemy, both military and civilian.

Available Now

Code: **A07114**



1:48



English Electric Lightning F1/F1A/F2/F3

Used as the RAF's primary interceptor for more than two decades, the English Electric Lightning was the only all-British Mach 2 fighter aircraft. Powered by a Rolls-Royce Avon Turbojet engine, pilots often described it as "being saddle to a skyrocket". The lightning retired from RAF service in the 1980s and was never required to shoot down a hostile aircraft.

Available Now

Code: **A09179**





1:48 NEW SCHEMES NEW PARTS

Junkers Ju87B-2/R-2

Although usually associated with the Wehrmacht's feared 'Lightning War' attacks at the beginning of WWII, the Ju87B Stuka was also a highly effective maritime strike bomber. Capable of performing precision dive bombing attacks against any Allied vessel, the Stuka took a heavy toll of shipping in the English Channel, North Africa and in the Mediterranean. The Stuka also saw service with the air forces of Italy, Romania, Bulgaria and Hungary, as well as remaining in Luftwaffe service throughout WWII.

Available Oct-17

Code: **A07115**

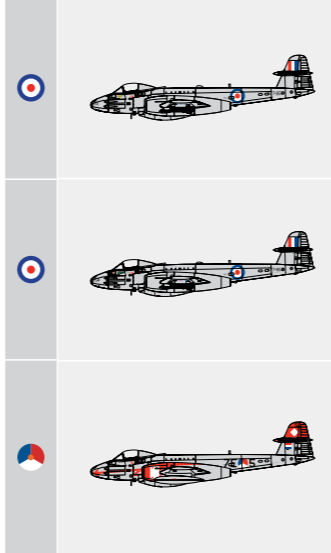


1:48 NEW SCHEMES NEW PARTS

Gloster Meteor F8 Korean War

The Gloster Meteor F.8 was a greatly improved version of Britain's first operational jet fighter and arguably the definitive version of this classic aircraft. Seeing extensive service during the Korean War with No.77 Squadron of Royal Australian Air Force, the Meteor would be engaged in combat with the new Soviet produced MiG 15 jet fighter, which proved to be an extremely capable adversary.

Code: **A09184**



Available Apr-17



1:48

Gloster Meteor F8

Historically, the Gloster Meteor was Britain's first jet fighter and the only Allied jet aircraft to see service during the Second World War. The F.8 variant of the Meteor was perhaps the definitive incarnation of this famous aircraft and was the main RAF fighter throughout the 1950's, until superseded by the Hawker Hunter.

Code: **A09182**




1:48

English Electric Canberra B2/B20

The incredible success of the English Electric Canberra jet bomber can be gauged by the length of time it remained in service with the Royal Air Force. With the first Canberras arriving at RAF No.101 Squadron in early 1951, the last photo-reconnaissance PR.9 machines were only withdrawn in 2006 – a remarkable 55 years in service.

Code: **A10101A**



Available Now

NEW Supermarine Walrus Mk.I

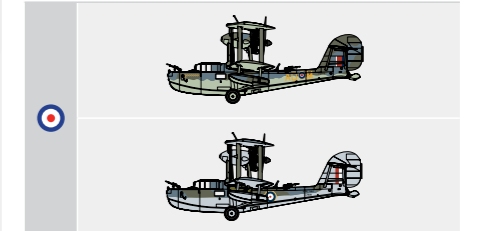


Supermarine Walrus Mk.I

Despite its rather ungainly appearance, the Supermarine Walrus proved to be one of the most effective aircraft of its type ever built. Required to operate in particularly hostile environments, the Walrus was an excellent naval reconnaissance aircraft and became an invaluable air sea rescue asset, responsible for saving the lives of many downed airmen.

Available Jul-17

Code: **A09183**



1:24 SCALE

This scale is perfect for those models where you want an expert level of detail.

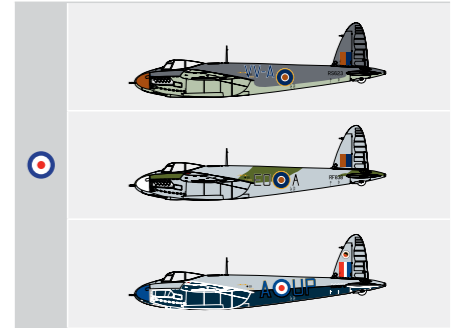


De Havilland Mosquito FBVI

June, 1942. The Mosquito FB MkVI first takes to the skies. Powered by two Merlin engines driving three-bladed de Havilland hydromatic propellers, the Mosquito FB Mk VI, which was almost entirely made of wood, was incredibly fast and incredibly manoeuvrable, with top speeds reaching 384 mph!

Available Now

Code: **A25001A**

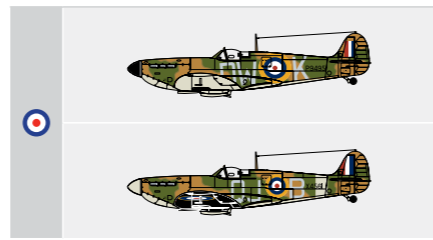


Supermarine Spitfire Mk.Ia

The Spitfire was the most famous fighter of WWII. When the Battle of Britain began in 1940 there were nineteen squadrons of Spitfires in action. This magnificent kit comes with fully detailed cockpit, Merlin engine and opening wing gun ports.

Available Now

Code: **A12001A**




Hawker Typhoon Mk.1B

Introduced into service in 1941, the Hawker Typhoon was designed to be the RAF's new ultimate interceptor fighter. Superceding the Hawker Hurricane it was hoped that the Typhoon, together with the Spitfire, would be a powerful and effective opponent of the Luftwaffe. However, it was not to be. Initially plagued by mechanical woes from the engine and suffering from a deficit in performance at high altitude, the Typhoon instead found fame as a low level attack aircraft, a role to which it was both well-suited and hugely effective.

Available Now

Code: **A19002**

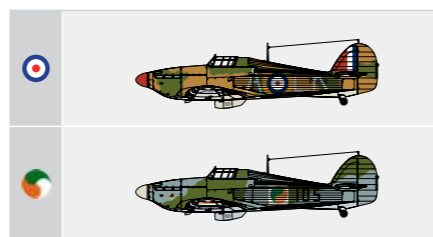


Hawker Hurricane Mk.1

The Hurricane was the work of Sydney Camm, who began its design in 1934. The prototype first took to the air on November 6, 1935, and the initial production Hurricane Mk1 entered RAF service in December 1937, with No 111 Squadron.

Available Now

Code: **A14002A**



1:24 SCALE HAWKER TYPHOON MK.1B 'CAR DOOR'



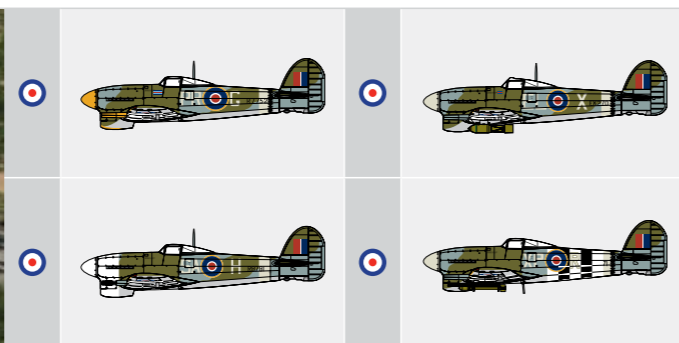
The powerful Hawker Typhoon fighter-bomber earned a fearsome reputation as a devastating ground attack aircraft during the latter stages of WWII.

As German forces attempted to launch a massive counter offensive following the successful Allied landings on the beaches of Normandy in June 1944, they must have hoped that poor weather would restrict the flight operations of RAF Typhoon attack fighters. Armed with powerful Hispano 20mm cannon and either 500lb bombs, or eight unguided rockets, marauding Squadrons of Typhoons were capable of decimating German armoured units if they caught them in open ground. As Wehrmacht Panzer units rushed towards the Normandy beachheads in an attempt to provide much needed defensive re-enforcements, the Typhoons of the 2nd Tactical Air Force constantly harassed them, making it virtually impossible for them to move during daylight hours. Also free to attack targets of opportunity when weather conditions permitted, ground attack Typhoons took a heavy toll of German ground units, whilst providing invaluable 'on-call' close air support for advancing Allied troops in the weeks following the D-Day landings.



Hawker Typhoon Mk.1B 'Car Door'

Code: **A19003**



MILITARY VEHICLES

Although the description Military Vehicle is more commonly associated with the Tanks that became so important following their first use during the bloody Somme Offensive, a multitude of vehicles actually went to war. From the airfield support vehicles essential in keeping airmen and aircraft flying on operations, to the general transport vehicles that carried troops and supplies to and from the battlefield, the Airfix range includes military vehicles of all types and various scales.





1:72

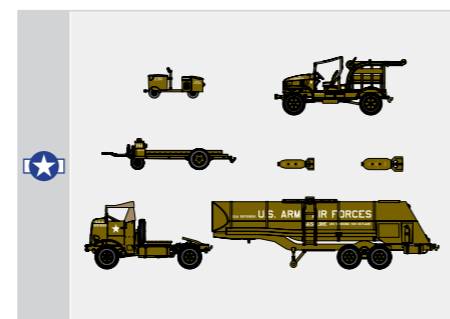
WWII USAAF Bomber Re-supply Set

As US bomber operations began to take place at airfields all over Southern England from the summer of 1942, the vehicles used in servicing Liberators and Flying Fortresses were slowly changing from the standard RAF support vehicles, to specialised US Air Force equipment. From fuel trailers to bomb trolleys, Bedfords were quickly being replaced by Chevrolets. The Autocar U-7144-T 4X4 tractor unit was used extensively by the US military from 1942 onwards and was certainly found on most, if not all USAAF airfields in Britain, particularly in conjunction with the standard F-1 fuel trailer. With many aircraft requiring refuelling on a daily basis, it was usual for each base to have numerous examples of the U-7144-T available at any one time.

The Chevrolet M6 bomb utility 4X4 service truck was capable of carrying a small number of bombs in its own right, but was more commonly used in conjunction with the M5 bomb trailer. Indeed, it was capable of towing up to five fully loaded M5.

Available Now

Code: **A06304**




1:72

RAF Bomber Re-supply Set

As the air war over occupied Europe progressed and developed, so did the equipment used by the RAF and its Bomber Command. Specialist vehicles were introduced to supply arms and equipment to waiting machines and maintenance tasks were made easier through the introduction of specialist equipment.

Available Now

Code: **A05330**



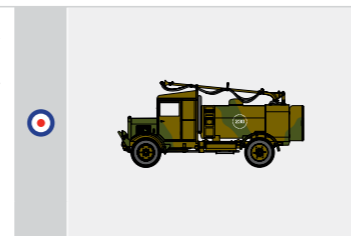
1:48

Albion AM463 3-Point Fueller

In November 1934, the Air Ministry was trialling a number of manufacturers' chassis to fulfil roles within the RAF. Albion won the contract with a specially modified version of the mid-sized 463 with the prefix AM (Air Ministry). It performed a number of roles, the most common of which being a refueller.

Available Now

Code: **A03312**



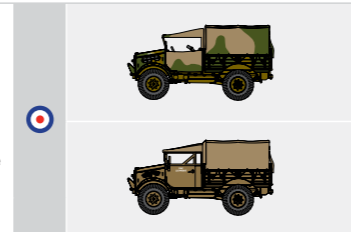
1:48

Bedford MWD Light Truck

With the nickname "pneumonia wagon" due to its collapsible windscreen, the Bedford MWD truck was used throughout the Second World War by the RAF. Seen here with both early and late war options, this vehicle that transported the RAF ground crew was considered to be just as important as the aircraft they flew and maintained.

Available Now

Code: **A03313**



1:76

Sherman M4 Mk1 Tank

The M4 Sherman was the primary tank used by the Allies during World War II. Thousands were also distributed via lend-lease, including the British Commonwealth and Soviet armies. Britain named the M4 (Mki) after General William Tecumseh Sherman, who fought with great distinction and bravery in the American Civil War.

Available Now

Code: **A01303**




1:76

Tiger Tank

The Tiger I was produced from late 1942 as an answer to the formidable Soviet armour encountered in the initial months of Operation Barbarossa. The Tiger I design gave the Wehrmacht its first tank mounting the 88mm gun. During the course of the war, the Tiger I saw combat on all German battlefronts.

Available Now

Code: **A01308**



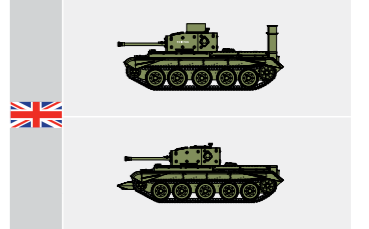
1:76

Cromwell Mk.IV Cruiser Tank

The Cromwell first saw action in 1944. Its crews succeeded in outflanking the heavier and more sluggish German tanks with superior speed, manoeuvrability and reliability.

Available Now

Code: **A02338**



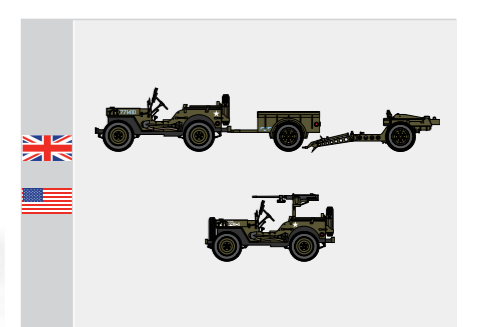
1:72

British Airborne Willys Jeep

The US Army's 4x4 was manufactured from 1941 to 1945. These small four-wheel drive utility vehicles are considered the iconic World War II utility vehicle, and inspired many similar light utility vehicles. They were able to carry and tow many loads, making for a highly manoeuvrable army.

Available Now

Code: **A02339**



TECHNICAL INDEX

The technical index on the following pages gives much more information about all the fantastic models in the Airfix range for 2017. This gives you the chance to compare sizes, number of pieces and the choices available.



KEY TO MILITARY ROUNDELS

	Royal Flying Corps, Royal Air Force, Fleet Air Arm, Army Air Corps		Mongolian People's Air Force		Czech Air Force
	Royal Air Force South East Asia Command		Imperial Japanese Army Air Force Imperial Japanese Navy Air Service		Dutch Army Dutch Air Force
	Luftwaffe		Finnish Air Force		Slovakian Air Arm
	Luftwaffe		Iranian Air Force		Indian Air Force
	USAAF United States Army Air Force USN United States Navy		French Air Force		Swedish Air Force
	USAF United States Air Force USN United States Navy		Aéronavale (French Navy Air Force)		Fuerza Aérea Dominicana
	Royal New Zealand Air Force		People's Republic of Korea Air Force		South African Air Force
	Italian Air Force		Hungarian Air Force		Danish Air Service
	Belgian Air Force		The Irish Air Corps		Argentine Navy
	Soviet Union Red Air Force		Chinese Air Force		Condor Legion
	Yugoslavian Air Force		Polish Air Force		Romanian Air Force 1942/43
	Italian Air Force 1943		Argentine Air Force		Bulgarian Air Force 1941/44
	Spanish Air Force		Royal Canadian Air Force		French Air Force

KEY TO FLAGS

	Union Flag		New Zealand		Swedish Navy
	Spain		Holland		United States
	Italy		Canada		Soviet Union
	Australia		White Ensign (Royal Navy)		Imperial Japan

TECHNICAL INDEX

QUICKBUILD




Model kit	Code	Scale	Length	Width	Pieces	Options	Skill Level	Flying Hours	Page
Apache	J6004		252	189	40	1	1	1	17
Bugatti Veyron	J6008		186.9	89.3	34	1	1	1	14
Bugatti Veyron NEW COLOUR	J6020		186.9	89.3	34	1	1	1	14
Challenger Tank	J6010		216.7	75	35	1	1	1	15
Eurofighter Typhoon	J6002		231	160	30	1	1	1	16
F-22 Raptor	J6005		208	152	27	1	1	1	17
Harrier	J6009		228.6	150	28	1	1	1	16
Lamborghini Aventador	J6007		199.2	94.4	33	1	1	1	14
Lamborghini Aventador NEW COLOUR	J6019		199.2	94.4	33	1	1	1	14
McLaren P1	J6013		193	90	36	1	1	1	15
McLaren P1 NEW COLOUR	J6021		193	90	36	1	1	1	15
Messerschmitt Bf109	J6001		225	252	39	1	1	1	17
P-51D Mustang	J6016		213	242	38	1	1	1	17
Red Arrows Hawk NEW	J6018		221	180	31	1	1	1	16
Spitfire	J6000		215	270	34	1	1	1	16
VW Camper Van NEW	J6017		198	85	52	1	1	1	12
VW Beetle	J6015		183	74	36	1	1	1	15

AIRFIX STARTER SETS, GIFT SETS, MILITARY AIRCRAFT AND VEHICLES





Model kit	Code	Scale	Length	Width	Pieces	Options	Skill Level	Flying Hours	Page
Albion AM463 3-Point Refueller	A03312	1:48	118	45	113	1	2	1	66
Armstrong Whitworth Whitley Mk.V	A08016	1:72	312	356	155	2	3	3	48
Armstrong Whitworth Whitley Mk.VII	A09009	1:72	312	356	155	2	3	3	48
Aston Martin DB5 - Medium Starter Set	A50089A	1:32	143	52	47	1	1	1	23
Aston Martin DBR9 - Large Starter Set	A50110	1:32	149	63	52	1	2	1	25
Avro Lancaster BI(F.E.)/Bill	A08013	1:72	294	432	235	2	3	3	46
Avro Lancaster B.III (Special) The Dambusters	A09007	1:72	294	432	265	2	3	3	48
Avro Shackleton MR.2	A11004	1:72	388	508	279	2	3	4	49
Avro Shackleton AEW.2 NEW PARTS NEW MOULD	A11005	1:72	370	508	242	2	3	4	49
Avro Vulcan B Mk2 XH558 Gift Set	A50097	1:72	446	469	108	1	3	4	29
BAE Harrier GR9A - Large Starter Set	A55300	1:72	198	130	126	1	2	1	24
Battle of the Somme Centenary Gift Set	A50178	1:72	650	335	225	1	2	4	28
Bedford MWD Light Truck	A03313	1:48	89	41	95	2	2	1	66
Boeing B17G Flying Fortress	A08017	1:72	320	438	245	2	3	3	46
Boeing Fortress Mk.III NEW PARTS NEW SCHEMES	A08018	1:72	320	438	245	2	3	3	47
Boulton Paul Defiant Mk.I - Medium Starter Set	A55213	1:72	150	166	70	1	1	1	23
Boulton Paul Defiant Mk.I	A05128	1:48	225	250	113	2	2	2	53
Boulton Paul Defiant Mk.I	A02069	1:72	150	166	70	2	1	1	35
Boulton Paul Defiant NF.1 NEW SCHEMES	A05132	1:48	185	238	158	2	2	2	55
Bristol Beaufighter Mk.X	A04019	1:72	175	246	120	2	2	2	40

TECHNICAL INDEX

AIRFIX STARTER SETS, GIFT SETS, MILITARY AIRCRAFT AND VEHICLES









Model kit	Code	Scale	Length	Width	Pieces	Options	Skill Level	Flying Hours	Page
Bristol Blenheim MkIV Bomber 	A04061	1:72	185	238	158	2	2	2	42
Bristol Beaufighter Mk.X (Late)	A05043	1:72	175	246	120	2	2	2	42
Bristol Blenheim Mk.If	A04059	1:72	168	237	142	2	2	2	41
Curtiss Tomahawk Mk.IIB 	A05133	1:48	202	237	106	2	2	2	55
Curtis Tomahawk Mk.IIB 	A01003A	1:72	134.5	158	47	1	1	1	33
Curtiss P-40B Warhawk	A05130	1:48	202	237	106	2	2	2	52
Curtis Tomahawk IIB - Small Starter Set	A55101	1:72	135.5	158	47	1	1	1	20
Cromwell MkIV Tank - Small Starter Set	A55109	1:76	88	39	91	1	2	1	21
Cromwell Cruiser Tank	A02338	1:76	51	27	35	1	1	1	67
D-Day Battlefront Gift Set	A50009	1:76	340	240	111	1	2	2	28
D-Day Operation Overlord Gift Set	A50162	1:72	600	340	410	1	2	5	28
De Havilland Vampire T11 - Medium Starter Set	A55204	1:72	146	161	55	1	1	1	22
De Havilland Mosquito FBVI	A25001A	1:24	522	688	617	3	4	6	61
De Havilland Mosquito MkII/VI/XVIII	A03019	1:72	171	228	97	3	2	1	37
Douglas Dakota C-47 Skytrain	A08014	1:72	273	400	145	2	3	3	46
Douglas Dakota MkIII with Willys Jeep	A09008	1:72	273	400	216	2	3	3	48
Douglas A4-B Skyhawk - Medium Starter Set	A55203	1:72	178	116	75	1	1	1	22
English Electric Canberra B2/B20	A10101A	1:48	416	406	182	2	3	4	58
English Electric Lightning F.2A - Large Starter Set	A55305	1:72	235	148	92	1	2	1	24
English Electric Lightning F1/F1A/F2/F3	A09179	1:48	350	220	153	3	3	3	57

AIRFIX STARTER SETS, GIFT SETS, MILITARY AIRCRAFT AND VEHICLES








Model kit	Code	Scale	Length	Width	Pieces	Options	Skill Level	Flying Hours	Page
Eighth Air Force: Boeing B-17G & Bomber Re-Supply Set 	A12010	1:72	320	438	449	1	3	4	51
Eurofighter Typhoon - Large Starter Set	A50098	1:72	221	152	65	1	3	2	24
Fairey Swordfish Mk.I 	A04053A	1:72	154	193	125	2	3	2	40
Focke Wulf 190A-8 - Small Starter Set	A55110	1:72	125	145	53	1	1	1	21
Fokker E.II Eindecker	A01086	1:72	100	140	35	1	2	1	32
Ford Fiesta WRC - Large Starter Set	A55302	1:32	125	60	79	1	2	1	25
Ford 3 Litre GT - Large Starter Set	A55308	1:32	132	58	53	1	1	1	25
Grumman F4F-4 Wildcat - Medium Starter Set	A55214	1:72	120	159	58	1	1	1	23
Grumman F4F-4 Wildcat	A02070	1:72	120	159	58	2	1	1	37
Grumman Martlet Mk.IV	A02074	1:72	120	160	54	2	2	1	37
Gloster Meteor F8	A09182	1:48	287	236	165	2	3	3	58
Gloster Meteor F8, Korean War  	A09184	1:48	287	236	165	3	3	3	58
Handley Page Halifax B Mk.III	A06008A	1:72	296	432	122	2	3	2	42
Handley Page Victor B.2	A12008	1:72	486	508	228	2	3	4	50
Hawker Harrier GR1 - Medium Starter Set	A55205	1:72	193	107	89	1	1	1	22
Hawker Typhoon Ib - Medium Starter Set	A55208	1:72	134	174	74	1	1	1	22
Hawker Typhoon Ib	A02041	1:72	134	174	74	2	1	1	37
Hawker Hurricane Mk.I - Small Starter Set	A55111	1:72	133	171	51	1	1	1	21
Hawker Hurricane Mk.I - Tropical	A05129	1:48	200	255	127	2	2	2	53
Hawker Hurricane Mk.I	A01010	1:72	133	171	51	1	1	1	34

TECHNICAL INDEX

AIRFIX STARTER SETS, GIFT SETS, MILITARY AIRCRAFT AND VEHICLES

Model kit	Code	Scale	Length	Width	Pieces	Options	Skill Level	Flying Hours	Page
Hawker Sea Hurricane Mk.IB 	A05134	1:48	200	255	127	2	2	2	56
Hawker Sea Fury FB.II 	A06105	1:48	231	244	122	2	2	2	56
Hawker Siddeley Harrier AV-8A	A04057	1:72	198	107	110	2	2	1	41
Hawker Typhoon Mk1.B	A19002	1:24	404	528	509	4	4	1	61
Hawker Hurricane Mk1	A14002A	1:24	397	508	261	2	4	6	60
Hawker Typhoon Mk.1B 'Car Door'	A19003	1:24	404	528	520	4	4	6	62
Heinkel He.111P2	A06014	1:72	230	312	205	2	3	3	42
Heinkel He.111H-6	A07007	1:72	226	312	180	3	3	2	46
HMS Illustrious Gift Set	A50059	1:350	603.5	104.5	276	1	2	4	29
HMS Victory Starter Set - Small Starter Set	A55104	FTB	145	N/A	19	1	1	1	21
Hunting Percival Jet Provost T.3	A02103	1:72	137	156	45	2	1	1	36
Hunting Percival Jet Provost T4 - Small Starter Set 	A55116	1:72	137	156	45	1	1	1	20
Jaguar E-type - Medium Starter Set	A55200	1:32	136	52	49	1	1	1	23
Jaguar XKRGT - Large Starter Set	A55306	1:32	152	58	49	1	2	1	25
Junkers Ju87 B-1 Stuka	A03087	1:72	152	192	110	2	2	1	38
Junkers Ju87 B-1 Stuka  	A07114	1:48	229	288	159	2	3	3	57
Junkers JU87B-2/R-2 Stuka  	A03089	1:72	152	192	110	2	2	1	38
Junkers JU87B-2/R-2	A07115	1:48	229	288	159	2	3	3	59
Junkers Ju87R-2 Stuka Gloster Gladiator Mk.I	A50179	1:72	152	192	110	1	2	2	27
King Tiger Tank Starter Set - Small Starter Set 	A55303	1:76	135	49	89	1	2	1	21

AIRFIX STARTER SETS, GIFT SETS, MILITARY AIRCRAFT AND VEHICLES

Model kit	Code	Scale	Length	Width	Pieces	Options	Skill Level	Flying Hours	Page
McDonnell Douglas FG.1 Phantom - Royal Navy	A06016	1:72	247	162	161	2	3	3	44
Messerschmitt Bf109G-6	A02029A	1:72	125	137	41	2	1	1	35
Messerschmitt ME262A-1a 	A03088	1:72	148	174	65	2	2	1	39
Messerschmitt Bf110C 	A03080A	1:72	168.6	226	100	2	2	1	38
Messerschmitt Bf109E-4	A01008	1:72	120	137	64	1	1	1	34
Messerschmitt B109E-3 - Small Starter Set	A55106	1:72	120	137	64	1	1	1	20
Mitsubishi A6M2b Zero 	A01005A	1:72	126	166	47	1	1	1	34
MINI Cooper S - Large Starter Set	A50125	1:32	118	59	73	1	1	1	25
MINI Countryman WRC - Large Starter Set	A55304	1:32	127	58	71	1	2	1	25
Nakajima B5N1 'Kate'	A04060	1:72	142	214	107	2	2	2	41
Nakajima B5N2 'Kate'	A04058	1:72	142	214	107	2	2	2	41
North American B25C/D Mitchell 	A06015	1:72	233	286	165	2	3	3	43
North American P-51D Mustang 	A05131	1:48	205	236	145	2	3	3	54
North American P-51D Mustang 	A01004A	1:72	136	157	53	1	1	1	33
North American Mustang IV - Small Starter Set	A55107	1:72	136	157	53	1	1	1	21
Pearl Harbor - 75th Anniversary Gift Set	A50180	1:72	N/A	N/A	201	3	3	3	26
RAF Red Arrows Gnat - Small Starter Set	A55105	1:72	155	102	49	1	1	1	20
RAF Red Arrows Hawk - Medium Starter Set	A55202B	1:72	163	130	59	1	1	1	22
RAF Red Arrows Hawk	A02005C	1:72	163	130	59	1	1	1	35
Royal Aircraft Factory BE2c Scout 	A02104	1:72	115	156	54	2	2	1	32

TECHNICAL INDEX

AIRFIX STARTER SETS, GIFT SETS, MILITARY AIRCRAFT AND VEHICLES

Model kit	Code	Scale	Length	Width	Pieces	Options	Skill Level	Flying Hours	Page
Royal Aircraft Factory BE2c Scout	A02101	1:72	115	156	54	2	2	1	32
Sherman M4 Mk1 Tank	A01303	1:76	75	33	55	2	2	1	67
Spitfire Mk1a and Messerschmitt Bf109E-4 Dogfight Doubles Gift Set	A50135	1:72	127/120	155/137	36/49	1	1	2	27
Supermarine Spitfire Mk.Vb Messerschmitt Bf109E Dogfight Doubles Gift Set	A50160	1:48	194/183	234/205	90/107	1	3	3	27
Supermarine Spitfire Mk.Ia	A01071A	1:72	127	156	36	1	1	1	35
Supermarine Spitfire PR.XIX	A02017A	1:72	138	156	44	2	1	1	36
Supermarine Spitfire Mk.Va 	A02102	1:72	180	137	62	2	2	1	36
Supermarine Swift FR.5	A04003	1:72	180	137	62	2	2	1	40
Supermarine Spitfire Mk.Vb	A05125	1:48	193	234	143	2	3	2	53
Supermarine Spitfire Mk.I	A05126	1:48	192	232	149	3	2	2	53
Supermarine Walrus Mk.I 	A09183	1:48	238	291	163	2	3	3	59
Supermarine Spitfire Mk.Ia	A12001A	1:24	468	381	156	2	3	5	60
Supermarine Spitfire Mk.Ia - Small Starter Set	A55100	1:72	127	156	36	1	1	1	20
Tiger Tank	A01308	1:76	107	49	68	2	2	1	67
Triumph Herald - Medium Starter Set	A55201	1:32	120	45	73	1	1	1	23
USAAF 8th Air Force Bomber Resupply Set	A06304	1:72	N/A	N/A	200	1	2	2	66
VW Beetle - Medium Starter Set	A55207	1:32	128	48	53	1	1	1	23
Westland Sea King HAR.3 - Large Starter Set	A55307	1:72	307	263	135	1	3	1	24
Westland Sea King HC.4	A04056	1:72	307	263	133	2	2	2	41
Willys Jeep Trailer & Howitzer	A02339	1:76	47	22	39	1	2	1	67

Licence Acknowledgements



Produced under licensed. **Boeing, Douglas, McDonnell Douglas, North American Aviation, A-4 Skyhawk, AH-64**

Apache Longbow, B-17 Flying Fortress, B-25 Mitchell, C-47, DC-3, F-4 Phantom, P-51 Mustang their distinctive logos, product markings, and trade dress are all trademarks of **The Boeing Company**.

The **Hawk** family of aircraft are designed and manufactured by **BAE Systems**. **BAE SYSTEMS** is a registered trade mark of **BAE Systems plc**.

The **RAF Red Arrows** name and logo are trademarks of the **UK Secretary of State for Defence** and used under license.

The **RAF** name and logo are trademarks of the **UK Secretary of State for Defence** and used under license.

"**Aston Martin**", "**Aston Martin Racing**" and related logos and other trademarks are owned, licensed and/or used by **Aston Martin** and **Aston Martin Racing**. These trademarks may not be used, amended and/or reproduced without permission. All rights are reserved.

The **Gulf Logo** and the **Gulf racing livery** are trademarks/intellectual property rights owned by and licensed from **Gulf Oil International Group**.

The **MINI Logo** and the **MINI** wordmark are trademarks of **BMW AG** and are used under license.

Ford Motor Company Trademarks and Trade Dress used under license to Hornby Hobbies. Manufactured by Hornby Hobbies LTD.

Jaguar and the **leaper device** are trademarks owned and licensed by **Jaguar Land Rover Limited**.

The **Triumph logo** and the **Triumph wordmark** are trademarks of **BMW AG** and are used under License.

Trademarks, design patents and copyrights are used with the approval of the owner **Volkswagen AG**.

The **Westland Sea King** is a product of **AgustaWestland Limited** and all rights in it, including its name, are hereby reserved. The models have been produced with the permission and assistance of **AgustaWestland Limited**.

Standard is a trademark owned and licensed by **British Motor Heritage Limited**. Licensing agents LMI. www.bmh-ltd.com

Manufactured under license from **McLaren Automotive Limited**. The **McLaren** name and logo are registered trademarks of **McLaren**.

The trademarks copyrights and design rights in and associated with **Lamborghini, Lamborghini with Bull and Shield Device**, are used under license from **Automobili Lamborghini S.p.a.**, Italy.

Trademarks design patents and copyrights are used with the approval of the owner and/or exclusive licensee **Bugatti International SA**.

Royal Naval Museum Trading Company Ltd - HMS Victory is a registered trade mark and is used under licence by Hornby Hobbies Ltd" Profits from the sale of this product go towards the preservation of Naval heritage

Imperial War Museum Sales of this product support the work of the **Imperial War Museum** **Imperial War Museum/2016**

Vulcan to the Sky Trust Made by Hornby Hobbies Ltd under license from **Vulcan to the Sky Trust "Vulcan to the Sky Trust"** and "**XH558**" are registered trademarks of **Vulcan to the Sky Trust**

Grumman Martlet Mk.IV™ and **Grumman F4F-4 Wildcat**™ are trademarks of **Northrop Grumman Systems Corporation**.

RNLI name and logo are trademarks of **RNLI** used by Hornby Hobbies Ltd under licence from **RNLI (Sales) Limited**. *Payments are made to RNLI (Sales) Limited which pays all its taxable profits to the Royal National Lifeboat Institution (RNLI), a charity registered in England and Wales (209603) and Scotland (SC037736). Registered charity number 20003326 in the Republic of Ireland.

Bentley "Manufactured in China under licence from **Bentley Motors Limited England**." "Bentley", the "B" in wings

device and other associated logos and names are trademarks of **Bentley Motors Limited**. The body designs of **Bentley** motor cars are protected by **Bentley Motors Limited** under design, trademark and intellectual property legislation"

The **Royal Navy name and logo** are trademarks of the **Secretary of State for Defence** and are used under license.



Jeep, the Jeep grille and related logos, vehicle model names and trade dress are trademarks of **FCA US LLC** and used under license by Hornby Hobbies LTD. ©2016 FCA US LLC.

GM General Motors Trademarks used under license to Hornby Hobbies Ltd.



LOCKHEED MARTIN, **F-22**® **Raptor**®, associated emblems and logos, and body designs of vehicles are either registered trademarks or trademarks of **Lockheed Martin Corporation** in the USA and/or other jurisdictions, used under license by Hornby Hobbies Ltd.

Where appropriate some of the content within this publication has been submitted for approval to Licensors / brand owners ahead of the products being developed. The images and content of the products may vary on production further to the Licensor's / brand owners comments. Every effort is made to give a true and fair representation of our products within this publication and we thank our partners for their support

1:32

45°



Turn your model kit into a masterpiece using...

Humbrol™ Paints & Accessories

Over 60%
of the Humbrol range
is now made
in the UK



Your guide to the full 2017 Humbrol range of paints and accessories starts here!

Enamel Paints	80-81
Acrylic Paints	82-83
Weathering Powders & Washes	84
Spray Paints	85-86
Workstation	87
Tools	88
Airbrush	89
Coatings & Thinners	90
Adhesives & Fillers	91
Brushes	92
Humbrol on YouTube	93
Product Chart	94-95

Humbrol™ Enamel Paints

Matt Colours 14ml

1 AA0014 Grey Primer	23 AA0254 Duck Egg Blue	24 AA0268 Trainer Yellow	25 AA0271 Blue	26 AA0285 Khaki	27 AA0299 Sea Grey	28 AA1496 Camouflage Grey	29 AA0312 Dark Earth	30 AA0326 Dark Green
31 AA0343 Slate Grey	32 AA1506 Dark Grey	33 AA0360 Black*	34 AA0374 White*	36 AA0036 Pastel Green	42 AA0042 Violet	44 AA0044 Pastel Blue	46 AA0046 Orange	49 AA0535 Varnish
58 AA0058 Magenta	60 AA0655 Scarlet	61 AA0669 Flesh	62 AA0672 Leather	63 AA0686 Sand	64 AA0713 Light Grey	65 AA0727 Aircraft Blue	66 AA0730 Olive Drab	67 AA0744 Tank Grey
70 AA0775 Brick Red	72 AA0792 Khaki Drill	73 AA0802 Wine	74 AA0816 Linen	75 AA0833 Bronze Green	76 AA0847 Uniform Green	77 AA0850 Navy Blue	78 AA0864 Cockpit Green	79 AA0878 Blue Grey
80 AA0881 Grass Green	81 AA0895 Pale Yellow	82 AA0905 Orange Lining	83 AA0919 Ochre	84 AA0922 Mid Stone	86 AA0953 Light Olive	87 AA0967 Steel Grey	88 AA0970 Deck Green	89 AA0984 Middle Blue
90 AA0998 Beige Green	91 AA1002 Black Green	93 AA1033 Desert Yellow	94 AA1047 Brown Yellow	96 AA1064 RAF Blue	98 AA1081 Chocolate	99 AA1095 Lemon	100 AA1105 Red Brown	101 AA1119 Mid Green
102 AA1122 Army Green	103 AA1136 Cream	104 AA1153 Oxford Blue	105 AA1167 Marine Green	106 AA1170 Ocean Grey	109 AA1208 WWI Blue	110 AA1211 Natural Wood	111 AA0111 Field Grey	112 AA0112 Field Blue
113 AA1242 Rust	116 AA1287 US Dark Green	117 AA1290 US Light Green	118 AA1300 US Tan	119 AA1314 Light Earth	120 AA1328 Light Green	121 AA1331 Pale Stone	140 AA1523 Gull Grey	144 AA1568 Intermediate Blue
145 AA1571 Medium Grey	147 AA1599 Light Grey	148 AA1609 Radome Tan	149 AA1612 Dark Green	150 AA1626 Forest Green	153 AA1660 Insignia Red	154 AA1674 Insignia Yellow	155 AA1688 Olive Drab	157 AA1701 Azure Blue
159 AA1729 Khaki Drab	160 AA1732 German Camouflage Red Brown	173 AA0173 Track Colour	186 AA6224 Brown	187 AA6238 Dark Stone	224 AA7224 Dark Slate Grey	225 AA7225 Middle Stone	226 AA7226 Interior Green	230 AA1822 PRU Blue
234 AA0234 Dark Flesh	237 AA7237 Desert Tan	240 AA2240 RLM 02 Grau	241 AA2241 RLM 70 Schwartzgrün	242 AA2242 RLM 71 Dunkelgrün	243 AA2243 RLM 72 Grün	244 AA2244 RLM 73 Grün	245 AA2245 RLM 74 Graugrün	246 AA2246 RLM 75 Grauviolett
247 AA2247 RLM 76 Lichtblau	248 AA2248 RLM 78 Himmelblau	249 AA2249 RLM 79 Sandgelb	250 AA6937 Desert Sand	251 AA2251 RLM 81 Dunkelbraun	252 AA2252 RLM 82 Olivgrün	253 AA2253 RLM 83 Dunkel-Grün		

*Also available in 50ml (No.2) tinslets.

Satin Colours 14ml

71 AA0789 Oak	85 AA0936 Coal Black	123 AA1359 Extra Dark Sea Grey	125 AA1376 US Dark Grey	126 AA1393 US Medium Grey	127 AA1403 US Ghost Grey	128 AA1417 US Compass Grey	129 AA1420 US Gull Grey	130 AA1434 White
131 AA1448 Mid Green	132 AA1451 Red	133 AA1465 Brown	135 AA1482 Varnish	156 AA1691 Dark Camouflage Grey	163 AA1777 Dark Green	164 AA1780 Dark Sea Grey	165 AA1794 Medium Sea Grey	166 AA1804 Light Aircraft Grey
167 AA1818 RAF Barley Grey	168 AA1821 Hemp	174 AA1897 Signal Red	195 AA6330 Dark Green	196 AA6344 Light Grey				

Gloss Colours 14ml

2 AA0028 Emerald*	3 AA0031 Brunswick Green*	5 AA0059 Dark Admiralty	7 AA0076 Light Buff	9 AA0103 Tan	10 AA0117 Service Brown	14 AA0151 French Blue*	15 AA0165 Midnight Blue*	18 AA0196 Orange*
19 AA0206 Bright Red*	20 AA0223 Crimson*	21 AA0237 Black*	22 AA0240 White*	35 AA0388 Varnish*	38 AA0415 Lime	40 AA0432 Pale Grey	41 AA0446 Ivory	47 AA0518 Sea Blue
48 AA0521 Mediterranean Blue	68 AA0758 Purple	69 AA0761 Yellow*	AA6389 Pink	208 AA7081 Fluorescent Signal Green	209 AA7105 Fluorescent Fire Orange	220 AA6608 Italian Red	238 AA0238 Arrow Red	239 AA0239 British Racing Green

Metallic Colours 14ml

11 AA0120 Silver*	12 AA0134 Copper	16 AA0179 Gold	50 AA0549 Green Mist	51 AA0552 Sunset Red	52 AA0566 Baltic Blue	53 AA0583 Gunmetal	54 AA0597 Brass	55 AA0607 Bronze
56 AA0610 Aluminium	171 AA1852 Antique Bronze	191 AA6272 Chrome Silver	201 AA6392 Metallic Black	222 AA7222 Moonlight Blue				

Metalcote Colours 14ml

27001 AC5008 Aluminium	27002 AC5011 Polished Aluminium	27003 AC5025 Polished Steel	27004 AC5039 Gunmetal
------------------------------	---------------------------------------	-----------------------------------	-----------------------------

Clear Colours 14ml

1321 AC6027 Red	1322 AC6030 Orange	1325 AC6061 Green
-----------------------	--------------------------	-------------------------



Humbrol enamel paint has been the modeller's standard for decades. This superb paint can also be used as an art and craft paint on many different surfaces, both indoors and outdoors.



Made in the UK

Turn your model kit into a masterpiece!

Humbrol™ Acrylic Paints

Matt Colours 14ml

1 AB0001 Grey Primer	24 AB0024 Trainer Yellow	25 AB0025 Blue	26 AB0026 Khaki	27 AB0027 Sea Grey	29 AB0029 Dark Earth	30 AB0030 Dark Green	32 AB0032 Dark Grey	33 AB0033 Black
34 AB0034 White	49 AB0049 Varnish	60 AB0060 Scarlet	61 AB0061 Flesh	62 AB0062 Leather	63 AB0063 Sand	64 AB0064 Light Grey	65 AB0065 Aircraft Blue	66 AB0066 Olive Drab
67 AB0067 Tank Grey	70 AB0070 Brick Red	75 AB0075 Bronze Green	78 AB0078 Cockpit Green	79 AB0079 Blue Grey	81 AB0081 Pale Yellow	83 AB0083 Ochre	86 AB0086 Light Olive	87 AB0087 Steel Grey
88 AB0088 Deck Green	90 AB0090 Beige Green	91 AB0091 Black Green	93 AB0093 Desert Yellow	94 AB0094 Brown Yellow	96 AB0096 RAF Blue	99 AB0099 Lemon	102 AB0102 Army Green	103 AB0103 Cream
104 AB0104 Oxford blue	106 AB0106 Ocean Grey	110 AB0110 Natural Wood	113 AB0113 Rust	116 AB0116 US Dark Green	117 AB0117 US Light Green	118 AB0118 US Tan	154 AB0154 Insignia Yellow	155 AB0155 Olive Drab
160 AB0160 German Camouflage Red Brown	186 AB0186 Brown	224 AB0224 Dark Slate Grey	225 AB0225 Middle Stone	226 AB0226 Interior Green	230 AB0230 PRU Blue	237 AB0237 Desert Tan	240 AB0240 RLM 02 Grau	241 AB0241 RLM 70 Schwartzgrün
242 AB0242 RLM 71 Dunkelgrün	243 AB0243 RLM 72 Grün	244 AB0244 RLM 73 Grün	245 AB0245 RLM 74 Graugrün	246 AB0246 RLM 75 Grauviolett	247 AB0247 RLM 76 Lichtblau	248 AB0248 RLM 78 Himmelblau	249 AB0249 RLM 79 Sandgelb	251 AB0251 RLM 81 Dunkelbraun
252 AB0252 RLM 82 Olivgrün	253 AB0253 RLM83 Dunkel-Grün							

Satin Colours 14ml

71 AB0071 Oak	85 AB0085 Coal Black	123 AB0123 Extra Dark Sea Grey	125 AB0125 US Dark Grey	126 AB0126 US Medium Grey	127 AB0127 US Ghost Grey	128 AB0128 US Compass Grey	129 AB0129 US Gull Grey	130 AB0130 White
163 AB0163 Dark Green	164 AB0164 Dark Sea Grey	165 AB0165 Medium Sea Grey	166 AB0166 Light Aircraft Grey	167 AB0167 RAF Barley Grey	168 AB0168 Hemp	174 AB0174 Signal Red	135 AB0135 Varnish	156 AB0156 Dark Camouflage Grey
							196 AB0196 Light Grey	

Gloss Colours 14ml

2 AB0002 Emerald	3 AB0003 Brunswick Green	9 AB0009 Tan	10 AB0010 Service Brown	14 AB0014 French Blue	15 AB0015 Midnight Blue	18 AB0018 Orange	19 AB0019 Bright Red	20 AB0020 Crimson
21 AB0021 Black	22 AB0022 White	35 AB0035 Varnish	38 AB0038 Lime	40 AB0040 Pale Grey	41 AB0041 Ivory	47 AB0047 Sea Blue	69 AB0069 Yellow	209 AB0209 Fluorescent Fire Orange
220 AB0220 Italian Red	238 AB0238 Arrow Red	239 AB0239 British Racing Green						

Metallic Colours 14ml

11 AB0011 Silver	12 AB0012 Copper	16 AB0016 Gold	52 AB0052 Baltic Blue	53 AB0053 Gunmetal	56 AB0056 Aluminium	171 AB0171 Antique Bronze	191 AB0191 Chrome Silver	222 AB0222 Moonlight Blue
------------------------	------------------------	----------------------	-----------------------------	--------------------------	---------------------------	---------------------------------	--------------------------------	---------------------------------

Humbrol™ Rail Paints

The Humbrol acrylic range of popular railway colours have been developed to suit many variations on the UK rail network of multiple eras. These paints are also ideally suited for weathering, dry brushing and re-touching, taking your model railways hobby to a new level.

Matt Colours 14ml

RC401 AB2401 Dirty Black	RC402 AB2402 Rust	RC403 AB2403 Crimson Lake	RC404 AB2404 Garter Blue	RC405 AB2405 GWR/BR Green	RC406 AB2406 Buffer Beam Red	RC407 AB2407 BR Yellow	RC408 AB2408 Apple Green	RC409 AB2409 Malachite Green
RC410 AB2410 Maunsell Green	RC411 AB2411 Diesel Blue	RC412 AB2412 BR Coach Roof Grey	RC413 AB2413 Engineers Grey	RC414 AB2414 Executive Dark Grey				
RC415 AB2415 Pullman Umber Brown	RC416 AB2416 Pullman Cream	RC417 AB2417 Coach Roof Off-White	RC418 AB2418 EWS Red					
RC419 AB2419 EWS Yellow	RC420 AB2420 Orange Lining	RC421 AB2421 Virgin Red						
RC422 AB2422 Intercity Grey	RC423 AB2423 Carmine	RC424 AB2424 BR Cream						



With the Humbrol Acrylic range having grown to over 100 colours, it will satisfy almost every modeller's needs. Being water-based it's easy to apply both by brush, which can then be cleaned with water, or by airbrush, thinned with water or a small amount of Acrylic Thinners, depending on personal preference. The paint is hard wearing and can be used on most surfaces, both indoors and outdoors.

Turn your model kit into a masterpiece!

Weathering Powders 28ml

Humbrol Weathering Powders are a versatile means of adding realistic weathering effects to your models, figures and dioramas. They can be mixed to create different shades, enabling a full range of finishes including dust, mud, soot, rust and many more.



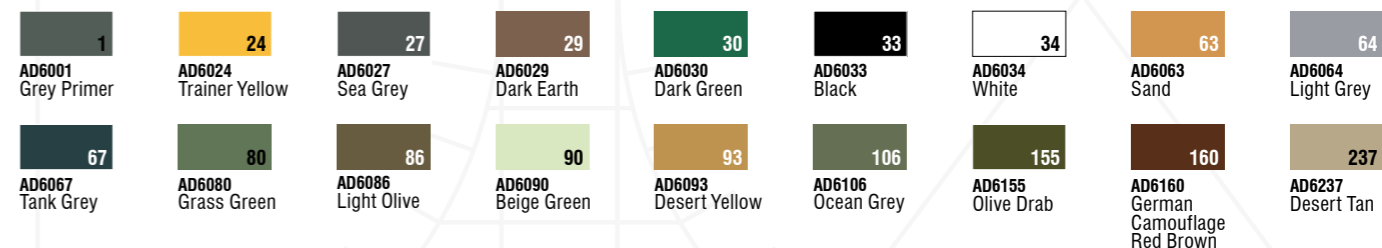
Enamel Washes 28ml

Enhance your models with the Humbrol Enamel Washes range, designed for a wide range of uses they are easy to use and very durable.




A fast drying acrylic-based paint for use not only on plastic kits, but also on other substrates including, polycarbonate, wood, glass, ceramics, metal, card and many more, not to mention craft and DIY uses.

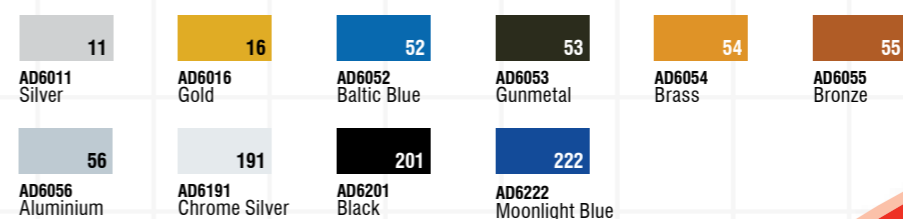
Matt Colours 150ml



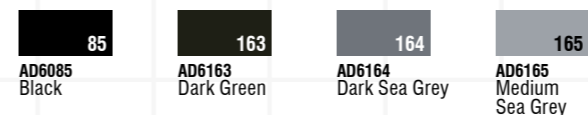
Gloss Colours 150ml



Metallic Colours 150ml



Satin Colours 150ml



Made in the UK

Turn your model kit into a masterpiece!

Humbrol™ Varnish Spray

Acrylic Varnish 150ml

Suitable for applying over acrylic paint.

35	49	135
AD6035 Gloss Varnish	AD6049 Matt Varnish	AD6135 Satin Varnish

Enamel Varnish 150ml

35	49	135
AD6997 Gloss Varnish	AD6998 Matt Varnish	AD6999 Satin Varnish



Humbrol™ Metalcote Spray

Metalcote Colours 150ml

Humbrol Metalcotes have been designed to give the appearance of polished metals. Once dry, polish with a soft cloth until you reach the desired look.

27002	27003
AD6995 Polished Aluminium	AD6996 Polished Steel

Humbrol™ Work Station

a MUST for all modellers!

The Humbrol Work Station has many features:

- Double depth sections for holding 9 x 14ml/12ml Humbrol Enamel or Acrylic pots, or 3ml Humbrol Acrylic pots
- Double depth water cup holders, allow the modeller to place Humbrol 28ml products, such as; matt, satin & gloss cotes, Decalfix, Maskol, Clearfix, Thinners and Liquid Poly
- Designed to fit the new Humbrol A4 Cutting mat within the working area
- Two mixing areas either side of the Cutting Mat
- A4 Instruction sheet holder
- Brush and tool holders
- Easy to hold handles either side of the Work Station
- Rubber feet, which allows the modeller to place on a flat surface.

The Humbrol Work Station is manufactured from a tough and durable material that can't be melted by Humbrol Poly Cement.



AG9156



Please Note: Paints, brushes and other Humbrol products shown are not included.

Humbrol™ Tool Sets & Mats

Humbrol™ Airbrushes



All Purpose Airbrush

A great beginners airbrush to introduce the skill of airbrushing at a great value price. Use with cans of Humbrol Airbrush Propellant or a compressor. All purpose airbrush (blister) AG5107

Airbrush Powerpack

Airbrush Powerpack
Airbrush powerpack 400ml
AV6941

Tool Sets

The kit modeller's tool set

Specifically designed for the Airfix and plastic kit modeller – sprue clippers, tweezers, needle file and knife; all designed for making the perfect model.

AG9150 – Small
AG9159 – Medium

A3 Cutting Mat A4 Cutting Mat

The kit modeller's mat

The "Kit Modellers" Cutting Mat is a self-sealing cutting mat with graphics and scale markings to suit all categories of plastic modelling.

A3 AG9157
A4 AG9155



The full range of accessories is designed to meet every modeller's needs. Whether it is your first ever model build or your collection is in to the hundreds these products will help you get the most out of your build.

Humbrol™ Coatings & Thinners



Matt Cote

A solvent-based varnish that goes on clear and dries clear, overcoming the yellowing effect associated with traditional varnishes. The product dries to a smooth, low-sheen matt finish.

AC5601 28ml bottle



Satin Cote

A solvent-based varnish that goes on clear and dries clear, overcoming the yellowing effect associated with traditional varnishes. The product dries to a smooth, mid-sheen satin/eggshell finish.

AC5401 28ml bottle



Gloss Cote

A solvent-based varnish that goes on clear and dries clear, overcoming the yellowing effect associated with traditional varnishes. The product dries to a smooth, high-sheen gloss finish.

AC5501 28ml bottle



Maskol

A rubber solution that can be applied to surfaces to prevent them from being painted. When the paint has dried the Maskol can simply be peeled off.

AC5217 28ml bottle

Clear

These thin, water-based self-levelling varnishes are ideal for brush and airbrush. You have the option of three finishes, these are: Gloss, Matt or Satin with a higher level of any achieved by applying further thin coats.

AC7431 Gloss 125ml bottle

AC7434 Matt 125ml bottle

AC7435 Satin 125ml bottle



Acrylic Thinners

Humbrol Acrylic Thinners has been especially formulated to enhance the quality and usability of Humbrol Acrylic paint when brushing and airbrushing. The Thinners includes a retardant which reduces the drying rate and greatly improves the use of Acrylic paint when airbrushing. Can also be used to clean your brushes after use with Acrylic paint.

AC7433 125ml bottle

Enamel Thinners

Used to thin down Humbrol Enamel paints most commonly for airbrushing. Can also be used to thin down other solvent based products such as Enamel Washes, Modelcotes and Model Filler.

AC7501 28ml bottle

AC7430 125ml bottle



Decalfix

A water based solution that softens decals and secures them in place by drawing the decal around and in any panel lines. Decals are permanent once dry.

AC6134 28ml bottle

AC7432 125ml bottle



Humbrol™ Adhesives & Fillers



Liquid Poly

A solvent-based cement suitable for plastic model kits only. The product is a lower viscosity version of Polycement to enable application by brush.


AE2500 28ml bottle



Clearfix

A solvent-based polymer solution for use as an adhesive on clear plastic parts without the risk of the 'frosting' effect sometimes seen using traditional glues. It can also be used for making small windows or translucent areas of 3mm or less.

AC5708 28ml bottle



Poly Cement

A solvent-based cement suitable for plastic model kits only.

AE4021 12ml medium (tube)


AE4422 24ml large (tube)



Balsa Cement

A quick-drying transparent cement for balsa, soft woods and cork.

AE0603 24ml (tube)



Model Filler

A fine grade model filler which can be sanded, filed and painted once dry.

AE3016 31ml (tube)

Precision Poly Cement

A solvent-based cement suitable for plastic model kits only. Its viscosity is low to enable precision delivery of fine amounts of cement.

AE2710 10ml precision poly dispenser

AE2715 30ml precision poly dispenser



Made in the UK

Turn your model kit into a masterpiece!

Humbrol™ Brushes

Coloro Brushes



The Coloro range of brushes are perfectly suited for all paint types, but are particularly good when used in conjunction with the new Humbrol Acrylic Paint. Made from man-made fibre

- Size 00 – AG4030
- Size 0 – AG4000
- Size 1 – AG4001
- Size 2 – AG4002
- Size 4 – AG4004

Coloro pack.
Size 00,1,4, 8 – AG4050

Evoco Brushes



Made from natural hair, Evoco brushes are the perfect "all-round" brush for many model and hobby uses, keeping their shape and quality long after their first use.

- Size 000 – AG4131
- Size 0 – AG4100
- Size 2 – AG4102
- Size 4 – AG4104
- Size 6 – AG4106
- Size 8 – AG4108

Evoco pack.
Size 0, 2, 4, 6 – AG4150

Palpo Brushes



The Palpo natural sable hair brushes are the ultimate modelling brush, keeping their points and shape to allow for accurate and detailed painting, particularly figure work.

- Size 00000 – AG4233
- Size 000 – AG4231
- Size 0 – AG4200

Palpo pack.
Size 000, 0, 2, 4 – AG4250

Detail Brushes



These ultra fine sable hair brushes are ideal for painting small detailed areas on your models/figures. The easy grip ergonomic handles make them a pleasure to use for short or long periods of time.

Suitable for Enamel and Acrylic paints.

AG4301

Flat Brushes



Made from high quality soft synthetic hair, the Flat Brush pack is perfect for creating a smooth professional finish. Ideal for painting large surface areas, weathering, adding washes and helping to apply decals.

Suitable for Enamel and Acrylic paints.

AG4302

Stipple Brushes



The Stipple Brushes have been designed with heavy dry brushing and weathering in mind. Made from a tough natural hair, which is perfect when adding those finishing touches when bringing your models to life.


Suitable for Enamel and Acrylic paints, as well as Weathering Powder.

AG4303

Take your hobby to the next level and visit us on our YouTube channel

www.youtube.com/Humbrol

- Constantly growing collection of videos
- Dedicated "How To" Playlist specifically highlighting how to use our products
- Great place for you to request videos that you would like Humbrol to do
- Collection of Weathering Techniques across multiple videos to help you become a pro.



Humbrol™
on
YouTube

Top tips on how to use Humbrol products are available at www.Humbrol.com. You can also see the products in action on the Official Humbrol YouTube Channel, www.youtube.com/Humbrol



Humbrol™ Product Chart

The Humbrol line is a fantastic range of products that have many applications and can be used on a wide variety of surfaces. The following table is designed to help match the correct product for the job, ensuring a perfect finish every time.

Paint Products	Usage	Substrate	Application	Drying Time	How To Clean
Enamel Paint	A solvent-based, fast-dry paint developed for use on plastic model kits but which can also be used on other substrates (see right). Matt, Satin, Gloss, Metallic, Metalcote and Clear finishes are available.	A wide range of surfaces including most plastics, wood, glass, ceramics, metal, cardboard, sealed plaster, sealed hardboard and many more.	Brush straight from the tin. Airbrush with a suitable thinner such as Humbrol Enamel Thinners. Two thin coats are preferable to one thick coat. The usual thinning ratio is 2 parts paint to 1 part Humbrol Enamel Thinner. Note that Metalcote colours are designed to be polished when fully dry.	Gloss: 1-2 hours. Matt & Satin: 20-40 mins touch dry, up to 24 hours for hard dry. Metallics: hard dry in approx. 10 days. Recoat: 6 hours minimum.	Humbrol Enamel Thinners when wet. Product is permanent once dry.
Acrylic Paint	A water-based, fast dry paint developed for use on plastic model kits but which can also be used on other substrates (see right). Matt, Satin, Gloss, Metallic and Clear finishes are available.	A wide range of surfaces including most plastics, wood, glass, ceramics, metal, cardboard, sealed plaster, sealed hardboard and many more.	Brush straight from the tin or Airbrush with a suitable thinner such as water. Two thin coats are preferable to one thick coat. The usual thinning ratio is 2 parts paint to one part Humbrol Acrylic Thinner.	1-2 hours 'hard dry', allow longer for Gloss and Metallic finishes.	Acrylic Thinners or water when wet, cellulose when dry.
Acrylic Spray	A solvent-based, fast-dry paint developed for use on plastic model kits but which can also be used on other substrates (see right). Matt, Satin, Gloss, Metallic and Clear finishes are available.	A wide range of surfaces including most plastics, wood, glass, ceramics, metal, cardboard, sealed plaster, sealed hardboard and many more.	Spray at least 25cm from the substrate and spray with an even back and forth action.	15-30 minutes.	Can be removed if not fully dry with Humbrol Enamel Thinners. Product is permanent once dry.
Textured Scenery Spray	Creates textured rough surface effect, to imitate rough surfaces such as tarmac and sand.	A wide range of surfaces including most plastics, wood, glass, ceramics, metal, cardboard, sealed plaster, sealed hardboard and many more.	Spray at least 25cm from the substrate and spray with an even back and forth action.	15-30 minutes.	
Varnish Spray	Protects and creates a desired finish: Matt, Satin & Gloss.	Overcoat for the applicable paint type.	Spray at least 25cm from the substrate and spray with an even back and forth action.	15-30 minutes.	
Metal Cote Spray	Creates a polished look once dry and buffed.	A wide range of surfaces including most plastics, wood, glass, ceramics, metal, cardboard, sealed plaster, sealed hardboard and many more.	Spray at least 25cm from the substrate and spray with an even back and forth action. Once dry polish with a soft dry cloth.	30-60 minutes, for best results leave for 24 hours.	
Weathering Powder	Used to create realistic weathered effects.	Weathering Powder can be applied to most substrates depending on the method. For full details, please visit the Humbrol website.	Weathering Powder can be applied dry or mixed with several Humbrol products. For full details, please visit the Humbrol website.	Dependent of application methods.	Dependent of application methods.
Enamel Wash	Used to create realistic weathered, oiled and grime effects on scale models.	Humbrol Enamel Washes can be applied to most substrates depending on the method. For full details, please visit the Humbrol website.	Brush straight from the jar. Thin with Humbrol Enamel Thinners. More details will be available on the Humbrol website.	10-20 minutes.	Humbrol Enamel Thinners.
Enamel Effects	Used to create realistic worn or chipping weathered effects.	Enamel Effects can be applied to most substrates depending on the method. For full details, please visit the Humbrol website.	Brush straight from the jar. Apply in between two layers of different coloured paint. Once final coat has cured work the area with a soft cloth or stipple brush to create the desired effect.	Dependant on application methods. More details will be available on the Humbrol website.	
Glues	Usage	Substrate	Application	Drying Time	How To Clean
Poly Cement	A solvent-based cement suitable for plastic model kits only.	Common plastics used to manufacture model kits including polystyrene and ABS. The product works by melting the plastic on application and 'welding' two glued pieces of plastic together to form a strong bond.	Directly onto plastic model kits. A cocktail stick can be useful to apply sparingly to small areas or fine details.	Surface dry in 10-20 minutes. Fully dry in 1 hour.	Can be removed if not fully dry by re-dissolving with Humbrol Liquid Poly or Precision Poly. Product is permanent once dry.
Model Filler	Fills hairline cracks and gaps between plastic parts. The product can be sanded when fully dry using a fine grade of sandpaper and painted.	Plastic model kits.	Directly onto substrate without excessive application of product. If gaps are deep two thin coats are preferable to one thick coat.	Surface dry in 1-2 hours. Fully dry in 24 hours.	Wipe away using a damp cloth. Product is permanent once dry.
Balsa Cement	A quick-drying transparent cement for balsa, other soft woods and cork.	Balsa, other soft woods and cork.	Directly onto substrate.	20-30 minutes.	Wipe away using a damp cloth. Product is permanent once dry.
Detail Application	Usage	Substrate	Application	Drying Time	How To Clean
Clearfix	A solvent-based polymer solution for use as an adhesive on clear plastic parts without the risk of the 'frosting' effect sometimes seen using traditional glues and for making small windows or translucent areas of 3mm or less.	Common plastics used to manufacture model kits including polystyrene and ABS.	A cocktail stick is usually the most practical means of application. Run a small drop of Clearfix around the edge of the window then draw across the opening to produce a thin membrane.	24 hours.	Wipe away using a damp cloth. Product is permanent once dry.
Decalfix	A water-based solution for softening decals and securing them into position.	Decals are usually applied onto painted surfaces. Care should be taken to avoid 'silvering' over matt paints.	Brush on to decals or immerse them in Decalfix for approx. 45 seconds or until softened. Slide off using a brush and dab dry with tissue paper.	20-30 minutes. Do not force dry decals as they may crease or shrivel.	Wipe away using a damp cloth. Product is permanent once dry.
Maskol	A rubber solution that can be applied to surfaces to prevent them being painted. When the paint has dried the Maskol can be simply peeled off.	Common plastics used to manufacture model kits including polystyrene and ABS and a wide variety of other applications including glass.	Brush only. Apply to surface, allow to dry and paint over. When paint is dry peel off the Maskol.	15-20 minutes.	Wipe away with a damp cloth.
Enamel Thinner	Thinning down of solvent-based enamel paints, most commonly for airbrushing.	Enamel paint and other Humbrol solvent based products.	Brush or Airbrush.	Paint drying times may vary with the addition of Enamel Thinners.	Humbrol Enamel Thinners.
Acrylic Thinner	Thinning down of Humbrol Acrylic paints, most commonly for airbrushing.	Acrylic paint.	Brush or Airbrush.	Paint drying times may vary with the addition of Acrylic Thinners.	Water.
Finishing	Usage	Substrate	Application	Drying Time	How To Clean
Mattcote/Satincote/Glosscote	A solvent-based varnish that goes on clear and dries clear, overcoming the yellowing effect associated with traditional varnishes. The product dries to a smooth, low-sheen matt finish.	Common plastics used to manufacture model kits including polystyrene and ABS, as well as MDF. Matt cote is usually applied as the final coat to a fully painted and decaled model.	Brush or airbrush. Thin suitably when airbrushing using Humbrol Enamel Thinners.	Surface dry in 1 hour. Fully dry after 24 hours. Drying times will vary according to ambient temperature and humidity. Recoat after 24 hours.	Humbrol Enamel Thinners.
Clear	A water soluble, self-levelling medium in either gloss, matt or satin that can be used to prepare surfaces. Gloss varnish can be used to prepare surfaces for decals and to improve the appearance of clear parts.	Humbrol Enamel and Acrylic Paint.	Apply thinly with a brush or airbrush. To achieve a higher level of the desired finish, apply additional coats. Do not use in temperatures below 10 degrees C or in conditions of high humidity.	Surface dry in 30 mins. Recoat once dry. Avoid temperature change during application and drying time.	Water.