



OMNIMATE Power - series STV STV S 4 SB

Weidmüller Interface GmbH & Co. KG
 Klingenbergstraße 16
 D-32758 Detmold
 Germany
 Fon: +49 5231 1429-0
 Fax: +49 5231 14292083
 www.weidmueller.com



Tried-and-tested power connector system for straight conductor-conductor connections. Counterpart also available with optional solder pins for PCB connection. Versatile thanks to mounting bracket for fixing to enclosure and screw locking, plus extensive accessories.

- 0.32 - 4.00 mm² (IEC) / 22 - 12 AWG (UL)
- 1000 V (IEC) / 600 V (UL)
- 32 A (IEC) / 25 A (UL)

General ordering data

Type	STV S 4 SB
Order No.	1612020000
Version	PCB plug-in connector, female plug, 7.00 mm, No. of poles: 4, 90°, Pressure clamp connection, Clamping range, rated connection, max.: 4 mm ² , Box
GTIN (EAN)	4008190198732
Qty.	10 pc(s).
Product data	IEC: 1000 V / 32 A / 0.5 - 4 mm ² UL: 600 V / 25 A / AWG 22 - AWG 12
Packaging	Box

**OMNIMATE Power - series STV
STV S 4 SB**

Weidmüller Interface GmbH & Co. KG
 Klingenbergstraße 16
 D-32758 Detmold
 Germany
 Fon: +49 5231 1429-0
 Fax: +49 5231 14292083
 www.weidmueller.com

Technical data**Dimensions and weights**

Net weight	17.148 g
------------	----------

System parameters

Product family		Type of connection	
Product family	OMNIMATE Power - series STV	Type of connection	Field connection
Wire connection method	Pressure clamp connection	Pitch in mm (P)	7 mm
Pitch in inches (P)	0.276 inch	Conductor outlet direction	90°
No. of poles	4	L1 in mm	21 mm
L1 in inches	0.827 inch	Number of rows	1
Pin series quantity	1	Touch-safe protection acc. to DIN VDE 57 106	Safe from finger touch
Touch-safe protection acc. to DIN VDE 0470	IP 20	Volume resistance	1.80 mΩ
Can be coded	Yes	Stripping length	9 mm
Tightening torque, min.	0.5 Nm	Tightening torque, max.	0.6 Nm
Clamping screw	M 3	Screwdriver blade	0.6 x 3.5
Screwdriver blade standard	DIN 5264	push-in force/pole	6 N
Withdrawal force per pole	12 N	Packaging	Box

Material data

Insulating material	Wemid (PA)	Colour	Pebble grey
Colour chart (similar)	RAL 7032	Insulating material group	I
CTI	≥ 600	Insulation resistance	≥ 10 ⁸ Ω
UL 94 flammability rating	V-0	Contact material	CuZn
Contact surface	silver-plated	Storage temperature, min.	-25 °C
Storage temperature, max.	55 °C	Max. relative humidity during storage	80 %
Operating temperature, min.	-50 °C	Operating temperature, max.	100 °C
Temperature range, installation, min.	-25 °C	Temperature range, installation, max.	100 °C

Conductors suitable for connection

Clamping range, rated connection, min.	0.32 mm ²	Clamping range, rated connection, max.	4 mm ²
Wire connection cross section AWG, min.	AWG 22	Wire connection cross section AWG, max.	AWG 12
Solid, min. H05(07) V-U	0.5 mm ²	Solid, max. H05(07) V-U	4 mm ²
Flexible, min. H05(07) V-K	0.5 mm ²	Flexible, max. H05(07) V-K	4 mm ²
w. plastic collar ferrule, DIN 46228 pt 4, min.	0.5 mm ²	w. plastic collar ferrule, DIN 46228 pt 4, max.	4 mm ²
w. wire end ferrule, DIN 46228 pt 1, min.	0.5 mm ²	w. wire end ferrule, DIN 46228 pt 1, max.	4 mm ²
Plug gauge acc. to EN 60999 a x b; Ø	2.8 mm x 2.2 mm		

**OMNIMATE Power - series STV
STV S 4 SB**


Weidmüller Interface GmbH & Co. KG
Klingenbergstraße 16
D-32758 Detmold
Germany
Fon: +49 5231 1429-0
Fax: +49 5231 14292083
www.weidmueller.com

Technical data


Rated data acc. to IEC

tested acc. to standard	IEC 60664-1, IEC 61984	Rated current, min. no. of poles (Ta = 20°C)	32 A
Rated current, max. no. of poles (Ta = 20°C)	28 A	Rated current, min. no. of poles (Ta = 40°C)	32 A
Rated current, max. no. of poles (Ta = 40°C)	24 A	Rated voltage for surge voltage class / pollution degree II/2	1,000 V
Rated voltage for surge voltage class / pollution degree III/2	500 V	Rated voltage for surge voltage class / pollution degree III/3	500 V
Rated impulse voltage for surge voltage class/ pollution degree II/2	6 kV	Rated impulse voltage for surge voltage class/ pollution degree III/2	6 kV
Rated impulse voltage for surge voltage class/ contamination degree III/3	6 kV	Short-time withstand current resistance	3 x 1s with 340 A


Rated data acc. to CSA

Institute (CSA)		Certificate No. (CSA)	12400-343
Wire cross-section, AWG, min.	AWG 20	Wire cross-section, AWG, max.	AWG 12
Reference to approval values	Specifications are maximum values, details - see approval certificate.		

Rated data acc. to UL 1059

Institute (UR)		Certificate No. (UR)	E92202
Reference to approval values	Specifications are maximum values, details - see approval certificate.		

Rated data acc. to UL 1977

Institute (UR)		Certificate No. (UR)	E92202
Reference to approval values	Specifications are maximum values, details - see approval certificate.		
Rated current (UL 1977)	25 A	Rated voltage (UL 1977)	600 V
AWG-conductor, max. (UL 1977)	12	AWG-conductor, min. (UL 1977)	22

Classifications

ETIM 3.0	EC001284	ETIM 4.0	EC002637
ETIM 5.0	EC002637	ETIM 6.0	EC002637
UNSPSC	30-21-18-10	eClass 5.1	27-26-07-01
eClass 6.2	27-26-07-03	eClass 7.1	27-44-01-01
eClass 8.1	27-44-01-01	eClass 9.0	27-44-01-01
eClass 9.1	27-44-04-02		

Data sheet

**OMNIMATE Power - series STV
STV S 4 SB**

Weidmüller Interface GmbH & Co. KG
Klingenbergstraße 16
D-32758 Detmold
Germany
Fon: +49 5231 1429-0
Fax: +49 5231 14292083
www.weidmueller.com

Technical data

Notes

Notes	<ul style="list-style-type: none"> • Additional colours on request • Rated current related to rated cross-section & min. No. of poles. • Crimp form A for wire end ferrules with PZ 6/5 crimping tool are recommended for the largest cable sizes. • Wire end ferrule without plastic collar to DIN 46228/1 • Wire end ferrule with plastic collar to DIN 46228/4 • P on drawing = pitch • Rated data refer only to the component itself. Clearance and creepage distances to other components are to be designed in accordance with the relevant application standards.
IPC conformity	The products are developed, manufactured and delivered according to the internationally recognised IPC-A-610 standard, category "permissible". More extensive demands on the products can be evaluated on request.

Approvals

Approvals



ROHS Conform

Downloads

Approval/Certificate/Document of Conformity	Declaration of the Manufacturer
Brochure/Catalogue	MB DEVICE MANUF. EN FL 72H SAMPLE SER EN PO OMNIMATE EN
Engineering Data	EPLAN, WSCAD
White Paper UL 600 V	Download Whitepaper

**OMNIMATE Power - series STV
STV S 4 SB**

Weidmüller Interface GmbH & Co. KG
Klingenbergstraße 16
D-32758 Detmold
Germany
Fon: +49 5231 1429-0
Fax: +49 5231 14292083
www.weidmueller.com

Drawings**Dimensional drawing**