



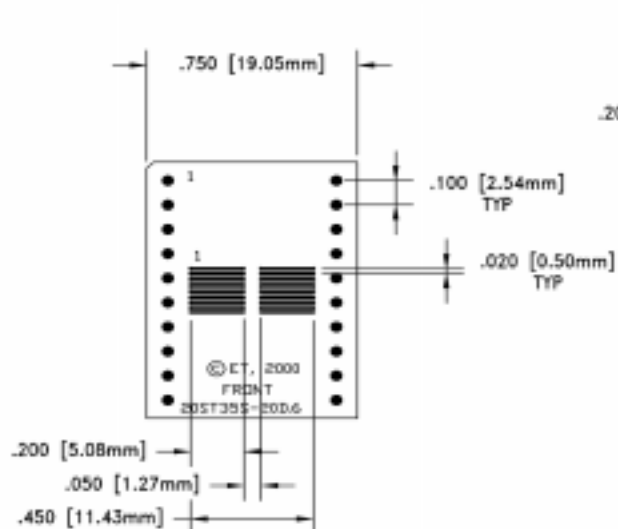
EMULATION TECHNOLOGY, INC.
 www.1800ADAPTER.com
 1-800-ADAPTER(232-7837)

ADAPT-A-BOARD[®] Pin Maps

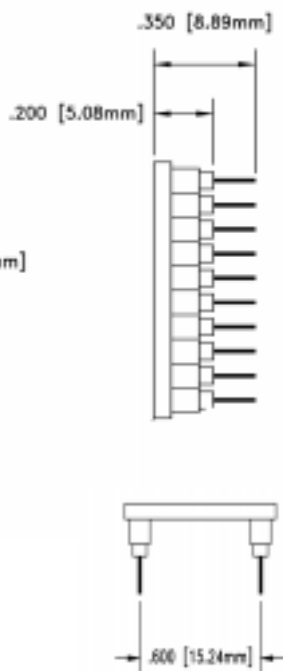
Specification#:
M6038

Item: **AB020ST35SAM**
 Description: **AB-020-ST35S-A-M**

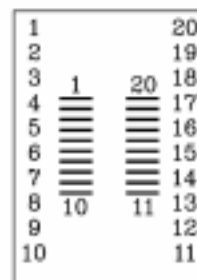
Top View



Side View



Bottom View



Note: PART # ID CODE FOR DRAWING IS: **20ST35S-20D.6**

This adapter was built for the following package:

THIS ADAPTER CAN BE USE WITH THE FOLLOWING IC PACKAGES:		
PACKAGE CODE	BODY SIZE	PITCH
ST35	3.0mm	.50mm
SS13/ST13	4.0mm	.50mm
SS14/ST14	5.30mm	.50mm
SS15/ST15	6.10mm	.50mm
SS17/ST17	8.00mm	.50mm
SS18	9.90mm	.50mm

Bottom Male Pin Types

