



Construction

- Polar tantalum capacitors with solid electrolyte
- Flame-retardant plastic case (UL 94 V-0)
- Optionally tinned or gold-plated terminals



Features

- Ultra-high volumetric efficiency
- Excellent solderability
- Stable temperature and frequency characteristics
- Low leakage current, low dissipation factor
- Low self-inductance
- High resistance to shock and vibration
- Suitable for use without series resistor

Applications

- Telecommunications (e.g. mobile phones, private branch exchanges)
- Data processing (e.g. laptops, main frames)
- Measuring and control engineering
- Automotive electronics
- Medical engineering
- DC/DC converters

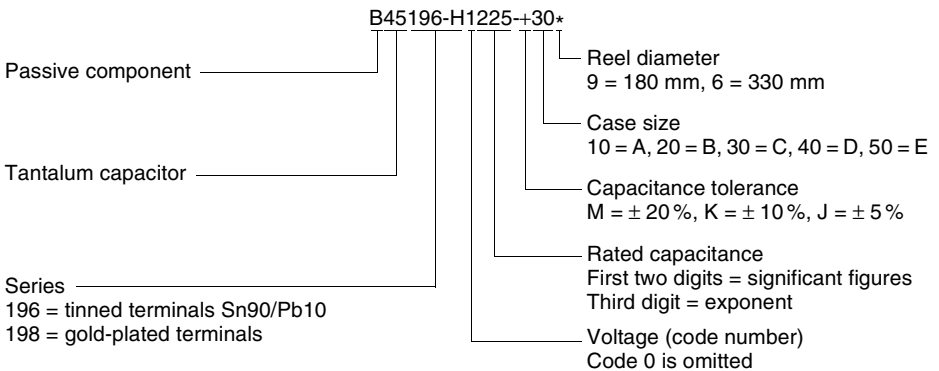
Soldering

Suitable for reflow soldering (IR and vapor phase) and wave soldering

Delivery mode

Taped and reeled in accordance with IEC 60286-3

Ordering code structure

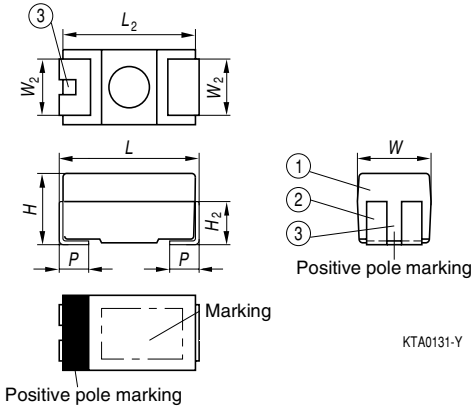


Specifications and characteristics in brief

For characteristic curves see page 73.

	HighCap	
Series	B45196-H	B45198-H
Terminals	tinned	gold-plated
Rated voltage V_R (up to 85 °C)	4 ... 50 Vdc	
Rated capacitance C_R	0,15 ... 1000 μ F	
Capacitance tolerance	$\pm 10\%$, $\pm 20\%$ $\pm 5\%$ (on request)	
Failure rate	at 40 °C; $\leq V_R$, $R_S \geq 3 \Omega/V$ (1 fit = $1 \cdot 10^{-9}$ failures/h)	
$C_R \cdot V_R \leq 330 \mu F \cdot V$	≤ 8 fit	
$C_R \cdot V_R > 330 \mu F \cdot V$	≤ 24 fit	
Service life	> 500 000 h	
Leakage current (V_R , 5 min, 20 °C)	10 nA/ μ C	
Detail specification (tinned terminals)	CECC 30801-802	
IEC climatic category	in accordance with IEC 60068-1 55/125/56 (-55/+125 °C; 56 days damp heat test)	

Dimensional drawing

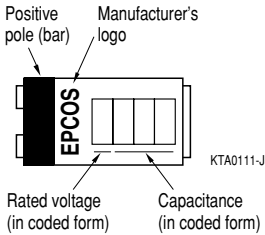


- ① Encapsulation: molded epoxy resin
- ② NiFe; surface Sn90/Pb10 or gold-plated
- ③ Reduced slot length for case size A

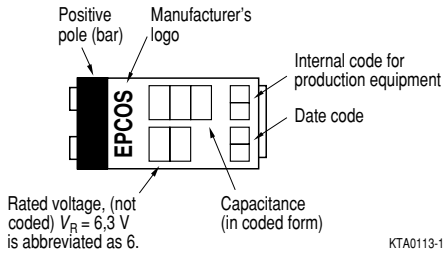
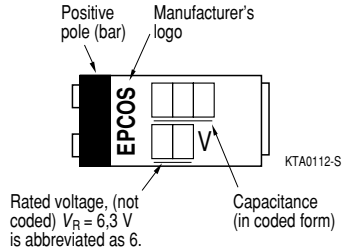
Case size	Dimensions in mm (inches)						
	L	W	H	L ₂ typ.	W ₂ ± 0,1 ±(,004)	H ₂ typ.	p ± 0,3 ±(,012)
A (10)	3,2 ± 0,2 (,126±,008)	1,6 ± 0,2 (,063±,008)	1,6 ± 0,2 (,063±,008)	3,0 (,118)	1,2 (,047)	1,0 (,039)	0,8 (,031)
B (20)	3,5 ± 0,2 (,138±,008)	2,8 ± 0,2 (,110±,008)	1,9 ± 0,2 (,075±,008)	3,3 (,130)	2,2 (,087)	1,2 (,047)	0,8 (,031)
C (30)	6,0 ± 0,3 (,236±,012)	3,2 ± 0,3 (,126±,012)	2,5 ± 0,3 (,098±,012)	5,8 (,228)	2,2 (,087)	1,5 (,059)	1,3 (,051)
D (40)	7,3 ± 0,3 (,287±,012)	4,3 ± 0,3 (,169±,012)	2,8 ± 0,3 (,110±,012)	7,1 (,280)	2,4 (,094)	1,6 (,062)	1,3 (,051)
E (50)	7,3 ± 0,3 (,287±,012)	4,3 ± 0,3 (,169±,012)	4,1 ± 0,3 (,157±,012)	7,1 (,280)	2,4 (,094)	1,6 (,062)	1,3 (,051)

Marking

Case size A



Case size B



Case sizes C, D, E

Voltage coding for case size A

Rated voltage	4	6,3	10	16	20	25	35	50
Code letter	G	J	A	C	D	E	V	T

Capacitance coding

1st and 2nd digit	Capacitance in pF
3rd digit	Multiplier: 4 = 10^4 pF 5 = 10^5 pF 6 = 10^6 pF 7 = 10^7 pF 8 = 10^8 pF

Date coding

Year	Month	
K = 1998	1 = January	7 = July
L = 1999	2 = February	8 = August
M = 2000	3 = March	9 = September
N = 2001	4 = April	O = October
P = 2002	5 = May	N = November
R = 2003	6 = June	D = December

In addition to the year and month of manufacture, the stamp includes another two figures which internally allow us an assignment to concrete production equipment.

Overview of available types

Series	B45196-H, tinned terminals (Sn90/Pb10) B45198-H, gold-plated terminals													
V_R (Vdc) up to 85 °C	4	6,3		10	16	20	25	35	50					
C_R (μF) ¹⁾														
0,15													A	
0,22													A	
0,33														
0,47											A		B	
0,68											A			
1,0								A		A				
1,5							A	A		B			C	
2,2					A		A	A		B			C	
3,3				A		A	A	B		B				
4,7			A	A		A	A	B		B				
6,8	A		A	A	A	B	B	B		B	C		C	E
10	A		A	A	B	B	B	C		C			C	E
15	A		A	B	A	B	B	C		C			D	E
22	A	B	A	B	A	B	C	B		C		C	D	E
33	A	B	B	C	B	C		C		D		D	E	E
47	B	C	B	C		C		C	D	D	E	D	E	E
68	B	C		C	C	D	C	D		D	E		E	
100		C	C	D	C	D	D	E		E				
150		C	D	C	D	D	E	D		E				
220		C	D	C	D	E	D	E		E				
330		C	D	E	D	E	D	E						
470		D	E	D	E		E							
680		D	E		E									
1000		E												

Upon request

1) Additional ratings upon request

Technical data and ordering codes

V_R up to 85°C (up to 125°C) Vdc	C_R μF	Case size	$\tan \delta_{\max}$ (20°C, 120 Hz)	$I_{k, \max}$ (20°C, V_R , 5 min) μA	Z_{\max} (20°C, 100 kHz) Ω	Ordering code ¹⁾ Tinned terminals (Sn90/Pb10)
4 (2,5)	6,8	A	0,06	0,5	6,0	B45196-H685-+10*
	10	A	0,06	0,5	4,5	B45196-H106-+10*
	15	A	0,06	0,6	4,0	B45196-H156-+10*
	22	A	0,08	0,9	3,5	B45196-H226-+10*
	22	B	0,06	0,9	3,0	B45196-H226-+20*
	33	A	0,08	1,3	3,0	B45196-H336-+10*
	33	B	0,06	1,3	2,5	B45196-H336-+20*
	47	B	0,06	1,9	2,3	B45196-H476-+20*
	47	C	0,06	1,9	1,6	B45196-H476-+30*
	68	B	0,06	2,7	1,8	B45196-H686-+20*
	68	C	0,06	2,7	1,5	B45196-H686-+30*
	100	C	0,08	4,0	1,4	B45196-H107-+30*
	150	C	0,08	6,0	1,3	B45196-H157-+30*
	150	D	0,08	6,0	0,8	B45196-H157-+40*
	220	C	0,15	8,8	1,2	B45196-H227-+30*
	220	D	0,08	8,8	0,8	B45196-H227-+40*
	330	C	0,15	13	1,2	B45196-H337-+30*
	330	D	0,10	13	0,9	B45196-H337-+40*
	330	E	0,08	13	0,8	B45196-H337-+50*
	470	D	0,10	19	0,9	B45196-H477-+40*
470	E	0,08	19	0,6	B45196-H477-+50*	
680	D	0,12	27	0,9	B45196-H687-+40*	
680	E	0,12	27	0,6	B45196-H687-+50*	
1000	E	0,15	40	0,6	B45196-H108-+50*	

Upon request

1) Replace 196-H by 198-H for gold-plated terminals

+ Code letter for capacitance tolerance: M = $\pm 20\%$, K = $\pm 10\%$ (J = $\pm 5\%$ upon request)

* Code number for required reel diameter: 9 = 180 mm, 6 = 330 mm

V_R up to 85°C (up to 125°C) Vdc	C_R μF	Case size	$\tan \delta_{\max}$ (20°C, 120 Hz)	$I_{k, \max}$ (20°C, V_R , 5 min) μA	Z_{\max} (20°C, 100 kHz) Ω	Ordering code ¹⁾ Tinned terminals (Sn90/Pb10)
6,3 (4)	4,7	A	0,06	0,5	5,5	B45196-H1475-+10*
	6,8	A	0,06	0,5	4,5	B45196-H1685-+10*
	10	A	0,06	0,6	4,0	B45196-H1106-+10*
	15	A	0,06	0,9	3,8	B45196-H1156-+10*
	15	B	0,06	0,9	3,0	B45196-H1156-+20*
	22	A	0,08	1,4	3,0	B45196-H1226-+10*
	22	B	0,06	1,4	2,5	B45196-H1226-+20*
	33	B	0,06	2,1	2,2	B45196-H1336-+20*
	33	C	0,06	2,1	1,6	B45196-H1336-+30*
	47	B	0,06	3,0	2,0	B45196-H1476-+20*
	47	C	0,06	3,0	1,5	B45196-H1476-+30*
	68	C	0,06	4,3	1,4	B45196-H1686-+30*
	100	C	0,08	6,3	1,2	B45196-H1107-+30*
	100	D	0,08	6,3	0,8	B45196-H1107-+40*
	150	C	0,08	9,5	1,3	B45196-H1157-+30*
	150	D	0,08	9,5	0,8	B45196-H1157-+40*
	220	C	0,10	14	1,2	B45196-H1227-+30*
	220	D	0,08	14	0,8	B45196-H1227-+40*
	220	E	0,12	14	0,8	B45196-H1227-+50*
	330	D	0,08	21	0,8	B45196-H1337-+40*
330	E	0,08	21	0,6	B45196-H1337-+50*	
470	D	0,15	30	0,9	B45196-H1477-+40*	
470	E	0,08	30	0,6	B45196-H1477-+50*	
680	E	0,15	43	0,6	B45196-H1687-+50*	

Upon request

1) Replace 196-H by 198-H for gold-plated terminals

+ Code letter for capacitance tolerance: M = $\pm 20\%$, K = $\pm 10\%$ (J = $\pm 5\%$ upon request)

* Code number for reel diameter: 9 = 180 mm, 6 = 330 mm

V_R up to 85°C (up to 125°C) Vdc	C_R μF	Case size	$\tan \delta_{\max}$ (20°C, 120 Hz)	$I_{k, \max}$ (20°C, V_R , 5 min) μA	Z_{\max} (20°C, 100 kHz) Ω	Ordering code ¹⁾ Tinned terminals (Sn90/Pb10)
	3,3	A	0,06	0,5	5,5	B45196-H2335-+10*
	4,7	A	0,06	0,5	4,5	B45196-H2475-+10*
	6,8	A	0,06	0,7	4,0	B45196-H2685-+10*
	10	A	0,06	1,0	3,8	B45196-H2106-+10*
	10	B	0,06	1,0	3,0	B45196-H2106-+20*
	15	A	0,06	1,5	3,2	B45196-H2156-+10*
	15	B	0,06	1,5	2,5	B45196-H2156-+20*
	22	B	0,06	2,2	2,3	B45196-H2226-+20*
	22	C	0,06	2,2	1,6	B45196-H2226-+30*
	33	B	0,06	3,3	2,0	B45196-H2336-+20*
	33	C	0,06	3,0	1,5	B45196-H2336-+30*
	47	C	0,06	4,7	1,4	B45196-H2476-+30*
	68	C	0,06	6,8	1,2	B45196-H2686-+30*
	68	D	0,06	6,8	0,8	B45196-H2686-+40*
	100	C	0,08	10	1,2	B45196-H2107-+30*
	100	D	0,08	10	0,8	B45196-H2107-+40*
	150	D	0,08	15	0,8	B45196-H2157-+40*
	150	E	0,08	15	0,8	B45196-H2157-+50*
	220	D	0,10	22	0,8	B45196-H2227-+40*
	220	E	0,08	22	0,6	B45196-H2227-+50*
330	D	0,12	33	0,9	B45196-H2337-+40*	
330	E	0,10	33	0,6	B45196-H2337-+50*	
470	E	0,12	47	0,6	B45196-H2477-+50*	

Upon request

1) Replace 196-H by 198-H for gold-plated terminals

+ Code letter for capacitance tolerance: M = ± 20 %, K = ± 10 % (J = ± 5 % upon request)

* Code number for reel diameter: 9 = 180 mm, 6 = 330 mm

V_R up to 85°C (up to 125°C) Vdc	C_R μF	Case size	$\tan \delta_{\max}$ (20°C, 120 Hz)	$I_{k, \max}$ (20°C, V_R , 5 min) μA	Z_{\max} (20°C, 100 kHz) Ω	Ordering code ¹⁾ Tinned terminals (Sn90/Pb10)
16 (10)	2,2	A	0,06	0,5	6,5	B45196-H3225-+10*
	3,3	A	0,06	0,5	5,0	B45196-H3335-+10*
	4,7	A	0,06	0,8	4,0	B45196-H3475-+10*
	6,8	A	0,06	1,1	3,8	B45196-H3685-+10*
	6,8	B	0,06	1,1	3,0	B45196-H3685-+20*
	10	B	0,06	1,6	2,5	B45196-H3106-+20*
	15	B	0,06	2,4	2,3	B45196-H3156-+20*
	15	C	0,06	2,4	1,6	B45196-H3156-+30*
	22	B	0,06	3,5	2,6	B45196-H3226-+20*
	22	C	0,06	3,5	1,5	B45196-H3226-+30*
	33	C	0,06	5,3	1,4	B45196-H3336-+30*
	47	C	0,06	7,5	1,4	B45196-H3476-+30*
	47	D	0,06	7,5	0,8	B45196-H3476-+40*
	68	C	0,06	11	1,2	B45196-H3686-+30*
	68	D	0,06	11	0,8	B45196-H3686-+40*
	100	D	0,08	16	0,8	B45196-H3107-+40*
	100	E	0,08	16	0,8	B45196-H3107-+50*
150	D	0,10	24	0,9	B45196-H3157-+40*	
150	E	0,08	24	0,6	B45196-H3157-+50*	
220	E	0,10	35	0,9	B45196-H3227-+50*	

Upon request

1) Replace 196-H by 198-H for gold-plated terminals

+ Code letter for capacitance tolerance: M = $\pm 20\%$, K = $\pm 10\%$ (J = $\pm 5\%$ upon request)

* Code number for reel diameter: 9 = 180 mm, 6 = 330 mm

V_R up to 85°C (up to 125°C) Vdc	C_R μF	Case size	$\tan \delta_{\max}$ (20°C, 120 Hz)	$I_{lk, \max}$ (20°C, V_R , 5 min) μA	Z_{\max} (20°C, 100 kHz) Ω	Ordering code ¹⁾ Tinned terminals (Sn90/Pb10)
20 (13)	1,5	A	0,06	0,5	8,0	B45196-H4155-+10*
	2,2	A	0,06	0,5	6,0	B45196-H4225-+10*
	3,3	A	0,06	0,7	4,0	B45196-H4335-+10*
	4,7	A	0,06	0,9	3,5	B45196-H4475-+10*
	4,7	B	0,06	0,9	3,0	B45196-H4475-+20*
	6,8	B	0,06	1,4	2,5	B45196-H4685-+20*
	10	B	0,06	2,0	2,3	B45196-H4106-+20*
	10	C	0,06	2,0	1,6	B45196-H4106-+30*
	15	C	0,06	3,0	1,5	B45196-H4156-+30*
	22	C	0,06	4,4	1,4	B45196-H4226-+30*
	33	D	0,06	6,6	0,8	B45196-H4336-+40*
	47	D	0,06	9,4	0,8	B45196-H4476-+40*
	47	E	0,06	9,4	0,8	B45196-H4476-+50*
	68	D	0,06	14	0,9	B45196-H4686-+40*
	68	E	0,06	14	0,8	B45196-H4686-+50*
	100	E	0,08	20,0	0,8	B45196-H4107-+50*
25 (16)	1,0	A	0,04	0,5	8,0	B45196-H5105-+10*
	1,5	A	0,06	0,5	7,0	B45196-H5155-+10*
	2,2	A	0,06	0,6	7,0	B45196-H5225-+10*
	3,3	B	0,06	0,8	4,0	B45196-H5335-+20*
	4,7	B	0,06	1,2	3,2	B45196-H5475-+20*
	6,8	B	0,06	1,7	2,8	B45196-H5685-+20*
	6,8	C	0,06	1,7	2,0	B45196-H5685-+30*
	10	C	0,06	2,5	1,6	B45196-H5106-+30*
	15	C	0,06	3,8	1,5	B45196-H5156-+30*
	22	C	0,06	5,5	1,4	B45196-H5226-+30*
	22	D	0,06	5,5	0,8	B45196-H5226-+40*
	33	D	0,06	8,3	0,8	B45196-H5336-+40*
	33	E	0,06	8,3	0,8	B45196-H5336-+50*
	47	D	0,06	12	0,8	B45196-H5476-+40*
	47	E	0,06	12	0,8	B45196-H5476-+50*
	68	E	0,06	17	0,9	B45196-H5686-+50*

Upon request

1) Replace 196-H by 198-H for gold-plated terminals

+ Code letter for capacitance tolerance: M = $\pm 20\%$, K = $\pm 10\%$ (J = $\pm 5\%$ upon request)

* Code number for reel diameter: 9 = 180 mm, 6 = 330 mm

V_R up to 85°C (up to 125°C) Vdc	C_R μF	Case size	$\tan \delta_{\max}$ (20°C, 120 Hz)	$I_{k, \max}$ (20°C, V_R , 5 min) μA	Z_{\max} (20°C, 100 kHz) Ω	Ordering code ¹⁾ Tinned terminals (Sn90/Pb10)
35 (23)	0,47	A	0,04	0,5	11	B45196-H6474-+10*
	0,68	A	0,04	0,5	8,0	B45196-H6684-+10*
	1,0	A	0,04	0,5	7,0	B45196-H6105-+10*
	1,5	B	0,06	0,5	6,0	B45196-H6155-+20*
	2,2	B	0,06	0,8	4,0	B45196-H6225-+20*
	3,3	B	0,06	1,2	3,5	B45196-H6335-+20*
	4,7	C	0,06	1,6	2,0	B45196-H6475-+30*
	6,8	C	0,06	2,4	1,8	B45196-H6685-+30*
	10	C	0,06	3,5	1,6	B45196-H6106-+30*
	15	D	0,06	5,3	0,8	B45196-H6156-+40*
	22	E	0,06	7,7	0,8	B45196-H6226-+50*
50 (33)	33	E	0,06	12	0,8	B45196-H6336-+50*
	47	E	0,06	16	0,9	B45196-H6476-+50*
	0,15	A	0,04	0,5	22	B45196-H7154-+10*
	0,22	A	0,04	0,5	18	B45196-H7224-+10*
	0,47	B	0,04	0,5	9,0	B45196-H7474-+20*
	1,5	C	0,06	0,8	4,4	B45196-H7155-+30*
	2,2	C	0,06	1,1	3,2	B45196-H7225-+30*
	6,8	E	0,06	3,4	0,8	B45196-H7685-+50*
10	E	0,06	5,0	0,8	B45196-H7106-+50*	
15	E	0,06	7,5	0,9	B45196-H7156-+50*	

Upon request

1) Replace 196-H by 198-H for gold-plated terminals
+ Code letter for capacitance tolerance: M = ± 20 %, K = ± 10 % (J = ± 5 % upon request)
* Code number for reel diameter: 9 = 180 mm, 6 = 330 mm

Herausgegeben von EPCOS AG

Marketing Kommunikation, Postfach 80 17 09, 81617 München, DEUTSCHLAND

© EPCOS AG 2000. Alle Rechte vorbehalten. Vervielfältigung, Veröffentlichung, Verbreitung und Verwertung dieser Broschüre und ihres Inhalts ohne ausdrückliche Genehmigung der EPCOS AG nicht gestattet.

Mit den Angaben in dieser Broschüre werden die Bauelemente spezifiziert, keine Eigenschaften zugesichert. Bestellungen unterliegen den vom ZVEI empfohlenen Allgemeinen Lieferbedingungen für Erzeugnisse und Leistungen der Elektroindustrie, soweit nichts anderes vereinbart wird.

Diese Broschüre ersetzt die vorige Ausgabe.

Fragen über Technik, Preise und Liefermöglichkeiten richten Sie bitte an den Ihnen nächstgelegenen Vertrieb der EPCOS AG oder an unsere Vertriebsgesellschaften im Ausland.

Bauelemente können aufgrund technischer Erfordernisse Gefahrstoffe enthalten. Auskünfte darüber bitten wir unter Angabe des betreffenden Typs ebenfalls über die zuständige Vertriebsgesellschaft einzuholen.

Published by EPCOS AG

Marketing Communications, P.O. Box 80 17 09, 81617 Munich, GERMANY

© EPCOS AG 2000. All Rights Reserved. Reproduction, publication and dissemination of this brochure and the information contained therein without EPCOS' prior express consent is prohibited.

The information contained in this brochure describes the type of component and shall not be considered as guaranteed characteristics. Purchase orders are subject to the General Conditions for the Supply of Products and Services of the Electrical and Electronics Industry recommended by the ZVEI (German Electrical and Electronic Manufacturers' Association), unless otherwise agreed.

This brochure replaces the previous edition.

For questions on technology, prices and delivery please contact the Sales Offices of EPCOS AG or the international Representatives.

Due to technical requirements components may contain dangerous substances. For information on the type in question please also contact one of our Sales Offices.