



**PCB terminal block; operating lever; 4 mm<sup>2</sup>; Pin spacing 5 mm; 5-pole; Push-in CAGE CLAMP®**

Item No.: 2604-1105



PCB terminal block; operating lever; 4 mm<sup>2</sup>; Pin spacing 5 mm; 5-pole; Push-in CAGE CLAMP®

**Marking**

RoHS ✓  
Compliant

**Business data**

Supplier	WAGO
Item no.	2604-1105
GTIN / EAN	4055143564328
Content	1
Order amount	80
Customer item number	

**Notes**

*Item description: PCB terminal blocks with lever-actuated Push-in CAGE CLAMP® connection Push-in termination of solid and ferruled conductors Intuitive and tool-free operation Several clamping units can be held open simultaneously – convenient for terminating multi-core cables Testing can be performed both parallel and perpendicular to conductor entry*

**Technical data**


**Miscellaneous**


Available upon request (depending on quantity required):	Other pole numbers
Packaging type	BOX

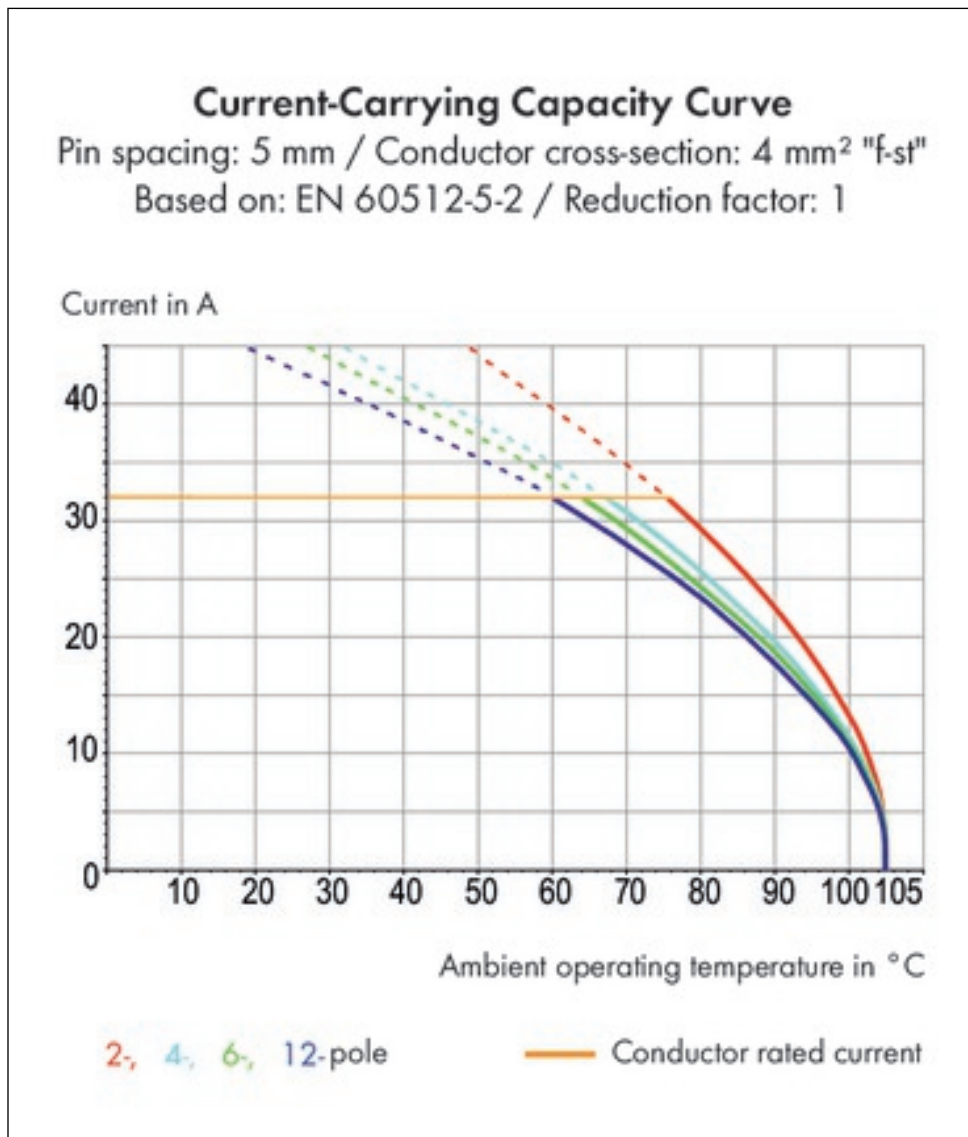
<b>Technical data</b>	
<i>Ratings per</i>	<i>IEC/EN 60664-1</i>
<i>Rated voltage (III / 3) [V]</i>	<i>320 [V]</i>
<i>Rated impulse voltage (III / 3) [kV]</i>	<i>4 [kV]</i>
<i>Rated voltage (III/2) [V]</i>	<i>400 [V]</i>
<i>Rated impulse voltage (III / 2) [kV]</i>	<i>4 [kV]</i>
<i>Rated voltage (II / 2) [V]</i>	<i>630 [V]</i>
<i>Rated impulse voltage (II / 2) [kV]</i>	<i>4 [kV]</i>
<i>Rated current [A]</i>	<i>32 [A]</i>
<i>Legend (ratings)</i>	<i>(III / 2) Overvoltage category III / Pollution degree 2</i>
<i>No. of poles</i>	<i>5</i>
<i>Total number of connection points</i>	<i>5</i>
<i>Total number of potentials</i>	<i>5</i>
<i>Number of connection types</i>	<i>1</i>
<i>Number of levels</i>	<i>1</i>
<i>Connection technology</i>	<i>Push-in CAGE CLAMP®</i>
<i>Actuation type</i>	<i>Operating lever</i>
<i>Solid conductor</i>	<i>0.2 ... 4 mm<sup>2</sup> / 24 ... 12 AWG</i>
<i>Fine-stranded conductor</i>	<i>0.2 ... 4 mm<sup>2</sup> / 24 ... 12 AWG</i>
<i>Fine-stranded conductor with ferrule with plastic collar</i>	<i>0.25 ... 2.5 mm<sup>2</sup></i>
<i>Fine-stranded conductor with ferrule without plastic collar</i>	<i>0.25 ... 2.5 mm<sup>2</sup> / ...</i>
<i>Strip length</i>	<i>9 ... 11 mm / 0.35 ... 0.43 Inch</i>
<i>Pin spacing</i>	<i>5 mm (0.197 in)</i>
<i>Width</i>	<i>27.4 mm / 1.079 Inch</i>
<i>Height</i>	<i>20.7 mm / 0.815 Inch</i>
<i>Height from the surface</i>	<i>16.7 mm / 0.657 Inch</i>
<i>Depth</i>	<i>19.2 mm / 0.756 Inch</i>
<i>Solder pin length [mm]</i>	<i>4 [mm]</i>
<i>Solder pin dimensions</i>	<i>0.8 x 1 mm</i>
<i>Drilled hole diameter (tolerance) [mm]</i>	<i>1.3(+ 0.1) [mm]</i>
<i>PCB contact</i>	<i>THT</i>
<i>Solder pin arrangement</i>	<i>over the entire terminal strip, in line</i>
<i>Number of solder pins per potential</i>	<i>2</i>
<i>Color</i>	<i>gray</i>
<i>Material group</i>	<i>I</i>

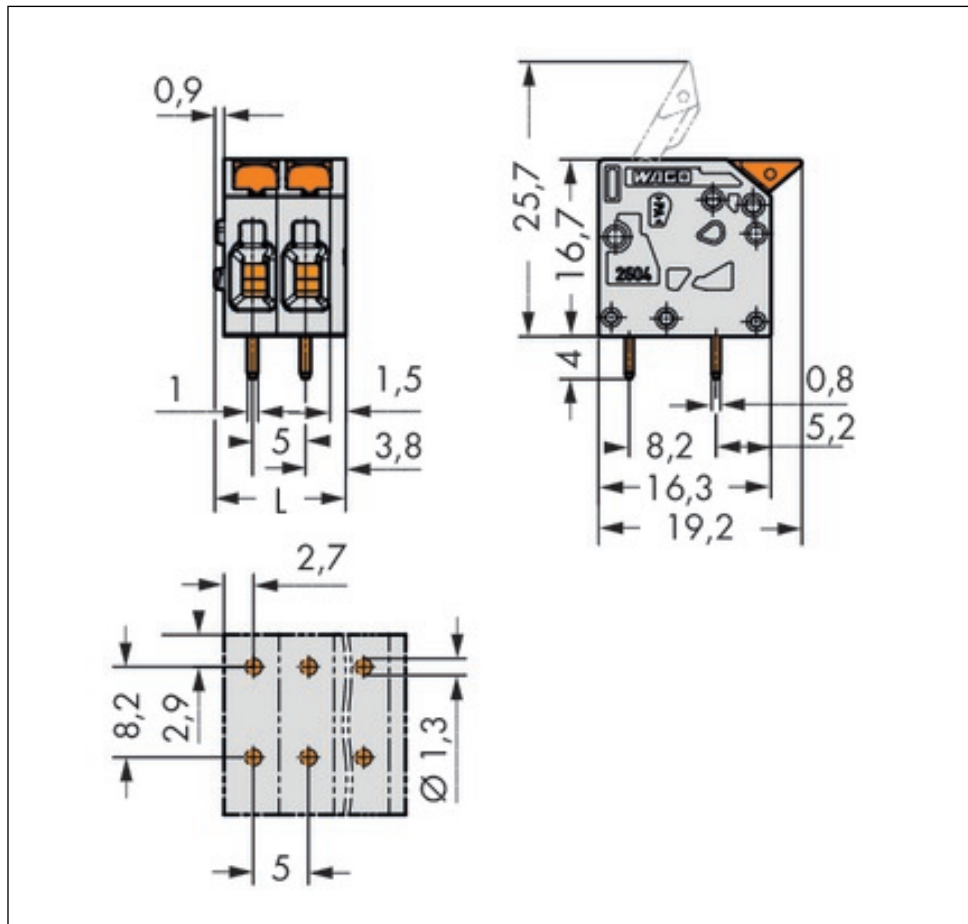
<b>Technical data</b>	
<i>Insulating material</i>	<i>Polyamide 66 (PA 66)</i>
<i>Flammability class per UL94</i>	<i>V0</i>
<i>Clamping spring material</i>	<i>Chrome nickel spring steel (CrNi)</i>
<i>Contact material</i>	<i>Electrolytic copper (Ecu)</i>
<i>Contact plating</i>	<i>tin-plated</i>
<i>Fire load [MJ]</i>	<i>0.104 [MJ]</i>
<i>Actuating element color</i>	<i>orange</i>
<i>Weight [g]</i>	<i>7.755 [g]</i>
<i>Limit temperature range</i>	<i>-60 ... 105 °C</i>
<i>Pin spacing from [mm]</i>	<i>5 [mm]</i>
<i>Main product function</i>	<i>PCB terminal block</i>
<i>Product type</i>	<i>PCB terminal blocks</i>

Images & drawings









#### Address

WAGO Kontakttechnik GmbH & Co. KG

Hansastr. 27

32423 Minden

Telefon: 0571/887-0

Fax: 0571/887-169

<http://www.wago.com>

© WAGO Kontakttechnik GmbH & Co. KG

Technische Änderungen und Irrtümer vorbehalten.