




**PCB terminal block; 6 mm<sup>2</sup>; Pin spacing 7.5 mm; 6-pole; Push-in CAGE CLAMP®**

Item No.: 2626-3106/020-000



PCB terminal block; 6 mm<sup>2</sup>; Pin spacing 7.5 mm; 6-pole; Push-in CAGE CLAMP®

**Marking**

RoHS ✓  
Compliant

**Business data**

Supplier	WAGO
Item no.	2626-3106/020-000
GTIN / EAN	4055143587341
Content	1
Order amount	50
Customer item number	

**Notes**

*Item description: PCB terminal blocks with Push-in CAGE CLAMP® connection Push-in termination of solid and ferruled conductors Ideal for panel feedthrough applications via operation parallel to conductor entry Testing can be performed both parallel and perpendicular to conductor entry*

**Technical data**

*Miscellaneous*


<i>Available upon request (depending on quantity required):</i>	<i>Other pole numbers</i>
<i>Packaging type</i>	<i>BOX</i>
<i>Ratings per</i>	<i>IEC/EN 60664-1</i>

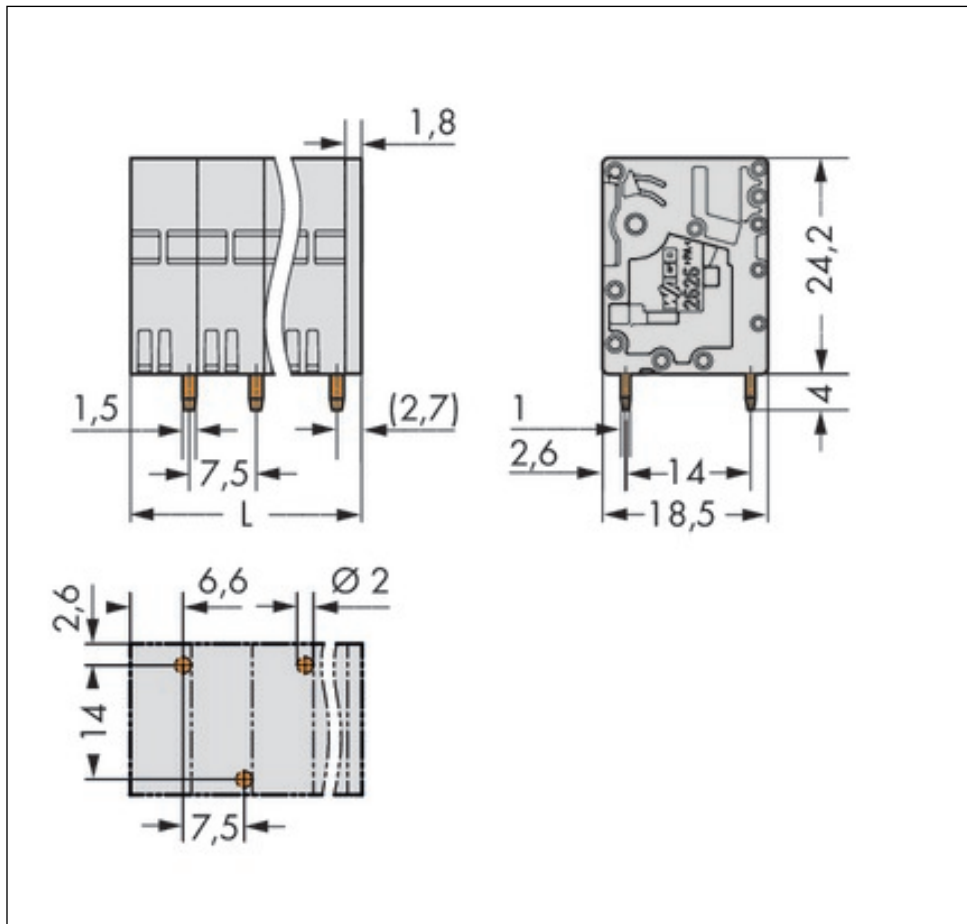
<b>Technical data</b>	
Rated voltage (III / 3) [V]	800 [V]
Rated impulse voltage (III / 3) [kV]	8 [kV]
Rated voltage (III/2) [V]	1000 [V]
Rated impulse voltage (III / 2) [kV]	8 [kV]
Rated voltage (II / 2) [V]	1000 [V]
Rated impulse voltage (II / 2) [kV]	8 [kV]
Rated current [A]	41 [A]
Legend (ratings)	(III / 2) Overvoltage category III / Pollution degree 2
No. of poles	6
Total number of connection points	6
Total number of potentials	6
Number of connection types	1
Number of levels	1
Connection technology	Push-in CAGE CLAMP®
Actuation type	Operating tool
Solid conductor	0.2 ... 10 mm <sup>2</sup> / 24 ... 8 AWG
Fine-stranded conductor	0.2 ... 10 mm <sup>2</sup> / 24 ... 8 AWG
Fine-stranded conductor with ferrule with plastic collar	0.25 ... 6 mm <sup>2</sup>
Fine-stranded conductor with ferrule without plastic collar	0.25 ... 6 mm <sup>2</sup> / ...
Strip length	13 ... 15 mm / 0.51 ... 0.59 Inch
Conductor entry angle to the PCB [°]	90 [°]
Pin spacing	7.5 mm (0.295 in)
Width	46.8 mm / 1.843 Inch
Height	28.2 mm / 1.11 Inch
Height from the surface	24.2 mm / 0.953 Inch
Depth	18.5 mm / 0.728 Inch
Solder pin length [mm]	4 [mm]
Solder pin dimensions	1.5 x 1 mm
Drilled hole diameter (tolerance) [mm]	2(+ 0.1) [mm]
Type of mounting	Feed-through mounting
PCB contact	THT
Solder pin arrangement	over the entire terminal strip, staggered
Number of solder pins per potential	1
Color	gray

<b>Technical data</b>	
<i>Material group</i>	<i>I</i>
<i>Insulating material</i>	<i>Polyamide 66 (PA 66)</i>
<i>Flammability class per UL94</i>	<i>V0</i>
<i>Clamping spring material</i>	<i>Chrome nickel spring steel (CrNi)</i>
<i>Contact material</i>	<i>Electrolytic copper (Ecu)</i>
<i>Contact plating</i>	<i>tin-plated</i>
<i>Weight [g]</i>	<i>22.914 [g]</i>
<i>Limit temperature range</i>	<i>-60 ... 105 °C</i>
<i>Pin spacing from [mm]</i>	<i>7.5 [mm]</i>
<i>Main product function</i>	<i>PCB terminal block</i>
<i>Product type</i>	<i>PCB terminal blocks</i>

Images & drawings







### Address

WAGO Kontakttechnik GmbH & Co. KG

Hansastr. 27

32423 Minden

Telefon: 0571/887-0

Fax: 0571/887-169

<http://www.wago.com>

© WAGO Kontakttechnik GmbH & Co. KG

Technische Änderungen und Irrtümer vorbehalten.