



## Main

Range of product	Zelio Relay
Series name	Power
Product or component type	Plug-in relay
Device short name	RPM
Contacts type and composition	4 C/O
[Uc] control circuit voltage	120 V AC
[Ithe] conventional enclosed thermal current	15 A at -40...55 °C
Status LED	With
Control type	Lockable test button
Utilisation coefficient	20 %

## Complementary

Shape of pin	Flat
[Ui] rated insulation voltage	250 V conforming to IEC 300 V conforming to UL 300 V conforming to CSA
[Uimp] rated impulse withstand voltage	4 kV for 1.2/50 µs
Contacts material	AgNi
[Ie] rated operational current	15 A at 277 V AC conforming to UL 7.5 A at 28 V DC (NC) conforming to IEC 15 A at 250 V AC (NO) conforming to IEC 7.5 A at 250 V AC (NC) conforming to IEC 15 A at 28 V DC (NO) conforming to IEC 15 A at 28 V DC conforming to UL
Maximum switching voltage	250 V conforming to IEC
Load current	15 A at 250 V AC 15 A at 28 V DC
Maximum switching capacity	3750 VA 420 W

Minimum switching capacity	170 mW at 10 mA, 17 V
Operating rate	<= 18000 cycles/hour no-load <= 1200 cycles/hour under load
Mechanical durability	10000000 cycles
Electrical durability	100000 cycles for resistive load
Average coil consumption in VA	2.5 at 60 Hz
Drop-out voltage threshold	>= 0.15 U <sub>c</sub> AC
Operating time	20 ms at nominal voltage
Reset time	20 ms at nominal voltage
Rated operational voltage limits	96...132 V AC
Protection category	RT I
Operating position	Any position
Safety reliability data	B10d = 100000
Product weight	0.071 kg
Device presentation	Complete product

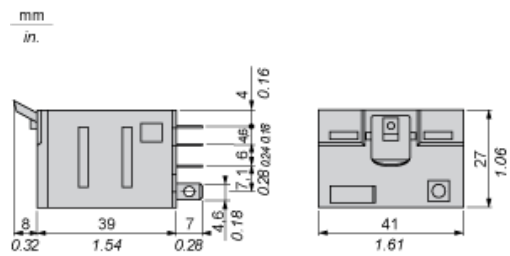
## Environment

Dielectric strength	2000 V AC between coil and contact with reinforced insulation 2000 V AC between poles with basic insulation 1500 V AC between contacts with micro disconnection insulation
Standards	UL 508 EN/IEC 61810-1 CSA C22.2 No 14
Product certifications	UL CSA RoHS EAC REACH
Ambient air temperature for storage	-40...85 °C
Ambient air temperature for operation	-40...55 °C
Vibration resistance	3 gn (f = 10...150 Hz), amplitude +/- 1 mm (on 5 cycles in operation) 5 gn (f = 10...150 Hz), amplitude +/- 1 mm (on 5 cycles not operating)
IP degree of protection	IP40 conforming to EN/IEC 60529
Shock resistance	30 gn not operating 15 gn in operation
Pollution degree	3

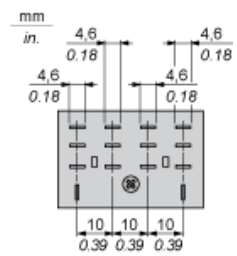
## Contractual warranty

Warranty period	18 months
-----------------	-----------

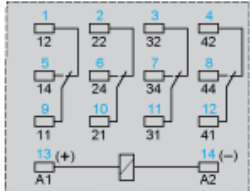
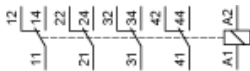
Dimensions



Pin Side View



Wiring Diagram

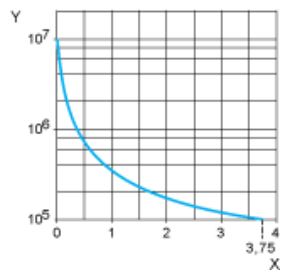


Symbols shown in blue correspond to Nema marking.

Electrical Durability of Contacts

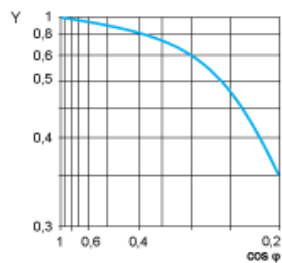
Durability (inductive load) = durability (resistive load) x reduction coefficient.

Resistive AC load



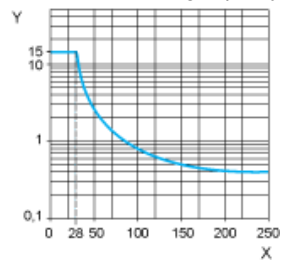
X Switching capacity (kVA)  
Y Durability (Number of operating cycles)

Reduction coefficient for inductive AC load (depending on power factor  $\cos \phi$ )



Y Reduction coefficient (A)

Maximum switching capacity on resistive DC load



X Voltage DC  
Y Current DC

Note : These are typical curves, actual durability depends on load, environment, duty cycle, etc.

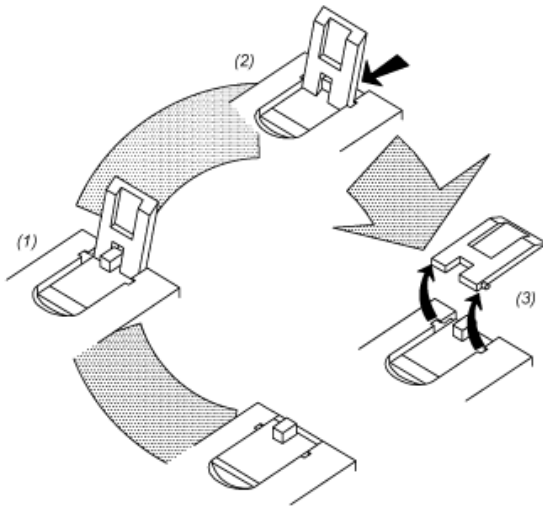
---

Technical Description

---

Removable lock-down door enabling forced maintaining of the contacts for test sequences or maintenance purposes.

CAUTION : Please power off power supply before removal of lock down door.



- (1) Lift the lock down door
- (2) Slide it inwards
- (3) Remove it