

The prototyping and soldering kit - UK are listed below:

1. ESD Digital Soldering Station



Apply

Manufacturing production line
On field soldering jobs
Lead-free solder

Features

- ESD safe - suitable for work on static-sensitive components
- Three programmable preset temperature buttons
- Easy to read white-on-blue LCD with temperature in °C or °F
- On / Off switch on side of unit
- Includes soldering iron, stand, and sponge
- Additional range of soldering tips available
- New appearance design, big LCD screen, for clear and convenient reading
- PID power control loop with constant temperature set by MCU computer for more precision temperature control
- Imported temperature-beard materials with long life
- It is convenient that the device adopt three programmable knobs in different condition
- Display the temperature between Fahrenheit and Celsius flexibly, convenient for the type of operators
- Computerized temperature calibration can correct the difference between the actual and display temperature quickly
- Heating element malfunction alert

Specifications

Input Voltage	: 220V AC (110 V optional)
Input Frequency	: 50/60Hz
Max. Power Consumption	: 60W
Temperature Range	: 150°C to 450°C
Tip and Ground Impedance	: < 2Ω
Tip and Ground Potential	: < 5mV
Heating Element	: 2 cores, 60W

Soldering Iron

Measurement	: 240mm × 40mm × 60mm
Gross weight	: 0.125kg

2. Helping Hand



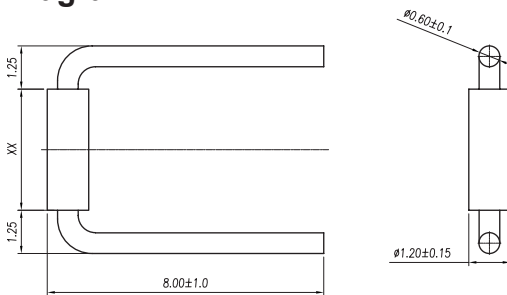
Features

- A very useful piece of apparatus which allows PCB or any delicate work to be held position by means of two large crocodile clips
- Enables user to keep both hands free for positioning
- Soldering and assembling

3. Jumper Wire



Diagram



Dimensions : Millimetres

Linear Dimension (Tolerance Standard GB/T 14486-2008)												≡	—	▭	//	⊥
Variable Range	to 6	Over 6 to 10	Over 10 to 18	Over 18 to 30	Over 30 to 50	Over 50 to 80	Over 80 to 120	Over 120 to 160	Over 160 to 200	Over 200 to 250	Over 250 to	all	to 5	Over 5 to 30	Over 30 to 120	Over 120 to
Tolerance	±0.1	±0.14	±0.19	±0.25	±0.32	±0.45	±0.57	±0.72	±0.88	±1.05	±1.25	0.5	0.025	0.06	0.12	0.4

Notes:


1. XX for lengths of jumper wires
2. Wires Lengths, Colours and Quantity:
2mm: bare wire, 10 Pcs
5mm: Red, 10 Pcs

Prototyping and Soldering Kit UK



- 7mm: Orange, 10 Pcs
 - 10mm: Yellow, 10 Pcs
 - 12mm: Green, 10 Pcs
 - 15mm: Blue, 10 Pcs
 - 17mm: Purple, 10 Pcs
 - 20mm: Grey, 10 Pcs
 - 22mm: White, 10 Pcs
 - 25mm: Brown, 10 Pcs
 - 50mm: Red, 10 Pcs
 - 75mm: Orange, 10 Pcs
 - 100mm: Yellow, 10 Pcs
 - 125mm: Green, 10 Pcs
3. Wire Range: 22AWG/Single Conductor

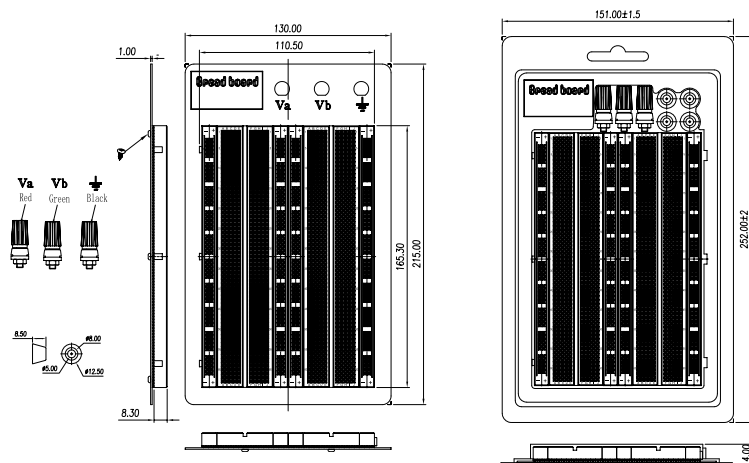
4. Solderless Breadboard



Specifications

Housing Material	: ABS Plastic
Spring Clips	: Copper, Ni plated
Wire Range	: Sol 29AWG to 20AWG
Rated Voltage	: 300V
Rated Current	: 3A to 5A
2 Terminal Strip	: 1,260 Tie-point
4 Distribution Strip	: 400 Tie-point
3 Binding posts	
Black Metal Plate	: 215mm × 130mm × 1mm
Pitch	: 2.54mm
Dimensions	: 110.5mm × 165.3mm × 8.3mm

Diagram




Dimensions : Millimetres

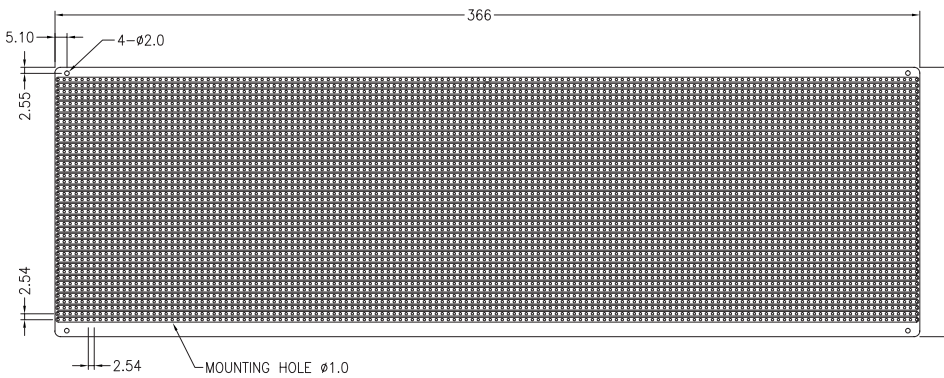


Linear Dimension (Tolerance Standard GB/T 14486-2008)												≡	—	▱	//	±
Variable Range	to 6	Over 6 to 10	Over 10 to 18	Over 18 to 30	Over 30 to 50	Over 50 to 80	Over 80 to 120	Over 120 to 160	Over 160 to 200	Over 200 to 250	Over 250 to	all	to 5	Over 5 to 30	Over 30 to 120	Over 120 to
Tolerance	±0.1	±0.14	±0.19	±0.25	±0.32	±0.43	±0.57	±0.72	±0.88	±1.05	±1.25	0.5	0.025	0.06	0.12	0.4

5. Strip Broad Single Side



Diagram



Dimensions : Millimetres

Notes:

Dimensions:

Single-side stripboard 0.1" matrix pitch

366mm (L) × 114mm (W) × 1.6mm (T)

41 Strips × 144 Rows

Mounting Hole Dia. 1mm

Plastic Material

Bakelite, UL94V-0 with copper strip and tin coating

6. Solder Wire, Lead Free



Features

- Contains multiple cores of rosin based flux
- Pale coloured residues do not require cleaning
- Extra wetting ability for faster soldering
- For all general purpose lead-free electronic assembly and re-work applications
- Complies with all lead-free legislative requirements

Specifications

Flux Type	: No Clean and Rosin Flux
Solder Alloy	: 99.3, 0.7 Sn, Cu
External Diameter	: 1.2mm
Melting Temperature	: 27°C
Weight	: 250g

7. 5-in-1 Automatic Wire Stripper



Features

- Designed for easy wire stripping
- Steel jaws automatically adjust to strip wire from 10-26AWG
- Built-in wire cutter
- Crimps insulated and non-insulated terminals 10-22AWG
- Ergonomic grip for comfort
- Length: 215mm

8. Aluminium Desoldering Pump, Gold in colour



A range of aluminium desoldering pumps with PTFE nozzle.

Specifications

Length : 194mm
Body Diameter : 20mm
Tip Hole Diameter : 3.2mm

Part Number Table

Description	Part Number
Prototyping And Soldering Kit - UK	MC002113

Important Notice : This data sheet and its contents (the "Information") belong to the members of the Premier Farnell group of companies (the "Group") or are licensed to it. No licence is granted for the use of it other than for information purposes in connection with the products to which it relates. No licence of any intellectual property rights is granted. The Information is subject to change without notice and replaces all data sheets previously supplied. The Information supplied is believed to be accurate but the Group assumes no responsibility for its accuracy or completeness, any error in or omission from it or for any use made of it. Users of this data sheet should check for themselves the Information and the suitability of the products for their purpose and not make any assumptions based on information included or omitted. Liability for loss or damage resulting from any reliance on the Information or use of it (including liability resulting from negligence or where the Group was aware of the possibility of such loss or damage arising) is excluded. This will not operate to limit or restrict the Group's liability for death or personal injury resulting from its negligence. Multicomp is the registered trademark of the Group. © Premier Farnell Limited 2016.