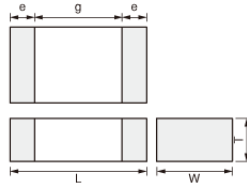


PRG18BC4R7MM1RB

In Production Recommended RoHS REACH

Appearance & Shape



| Part Number | Dimensions (mm) | | | | |
|-------------|-----------------|----------|----------|--------------|----------|
| | L | W | T | e | g |
| PRG15_RC | 1.0±0.05 | 0.5±0.05 | 0.5±0.05 | 0.15 to 0.35 | - |
| PRG18_RB | 1.6±0.15 | 0.8±0.15 | 0.8±0.15 | 0.1 to 0.6 | - |
| PRG21_RA | 2.0±0.2 | 1.25±0.2 | 0.9±0.2 | 0.2 min. | 0.5 min. |
| PRG21_RK | 2.0±0.2 | 1.25±0.2 | 1.25±0.2 | 0.2 min. | 0.5 min. |

Features

1. Rapid operation to protect the circuit in an overcurrent condition abnormality such as a short circuit.
By removing the overcurrent condition, these products automatically return to the initial condition and can be used repeatedly.
2. Suitable for countermeasure to short circuit test in safety standard
3. Stable resistance after operation due to ceramic PTC
4. Similar size (0603 size) is possible due to the large capacity for electric power.
5. Possible to use these products as current limiting resistors with overcurrent protection functions
6. SMD type is helpful for miniaturizing circuits because of its small size and light weight
7. Lead is not contained in the terminations

Applications

| | |
|---------------|----------------|
| Limited Usage | Consumer Grade |
|---------------|----------------|

Packaging Information

| Packaging | Specifications | Minimum Order Quantity |
|-----------|------------------|------------------------|
| RB | 180mm Paper Tape | 4000 |

Attention

1. This datasheet is downloaded from the website of Murata Manufacturing Co., Ltd. Therefore, it's specifications are subject to change or our products in it may be discontinued without advance notice. Please check with our sales representatives or product engineers before ordering.
2. This datasheet has only typical specifications because there is no space for detailed specifications.
Therefore, please review our product specifications or consult the approval sheet for product specifications before ordering.

PRG18BC4R7MM1RB



Specifications

| | |
|---------------------------------------|---------------|
| Max. Voltage | 20V |
| Hold Current | 52mA |
| Measure Condition of Hold Current | (at +85°C) |
| Hold Current (2) | 155mA |
| Measure Condition of Hold Current (2) | (at +25°C) |
| Trip Current | 330mA |
| Measure Condition of Trip Current | (at +25°C) |
| Trip Current(2) | 420mA |
| Measure Condition of Trip Current(2) | (at -20°C) |
| Max. Current | 5000mA |
| Resistance (25°C) | 4.7Ω |
| Resistance Value Tolerance (at 25°C) | ±20% |
| Operating Temperature Range | -20°C to 85°C |
| Size Code (in mm) | 1.6x0.8mm |
| Size Code (in inch) | 0.6x0.3inch |
| Shape | SMD |
| Mass | 0.004g |

Attention

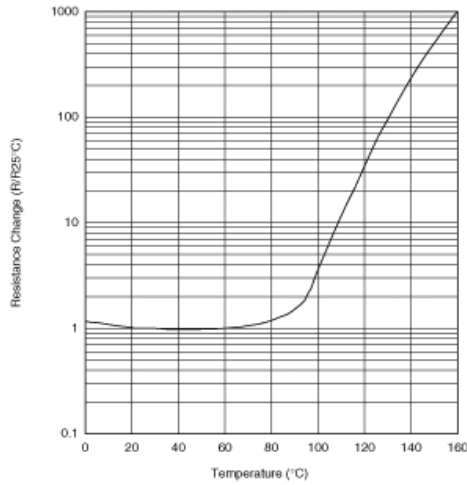
1.This datasheet is downloaded from the website of Murata Manufacturing Co., Ltd. Therefore, it's specifications are subject to change or our products in it may be discontinued without advance notice. Please check with our sales representatives or product engineers before ordering.

2.This datasheet has only typical specifications because there is no space for detailed specifications.

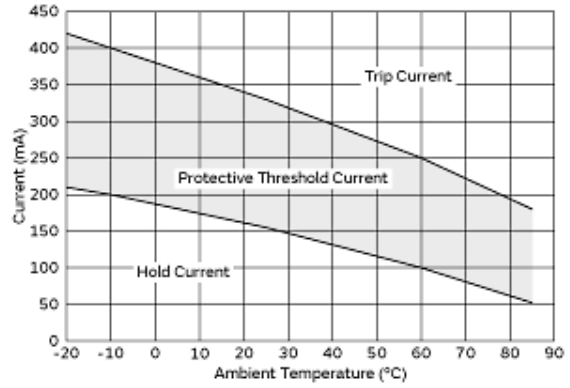
Therefore, please review our product specifications or consult the approval sheet for product specifications before ordering.

PRG18BC4R7MM1RB

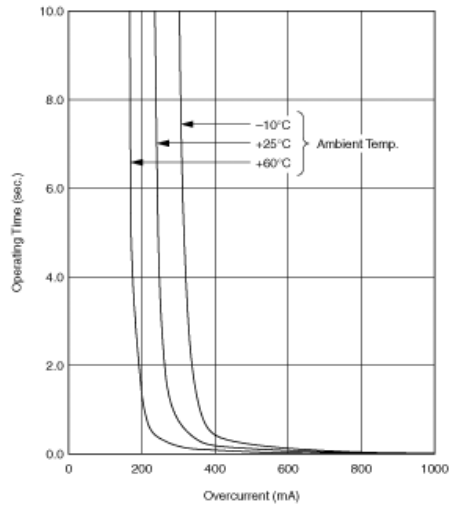
Product Data



Resistance-Temperature Charac.



Protective Threshold Current Range



Operating Time (Typical Curve)

Attention

1.This datasheet is downloaded from the website of Murata Manufacturing Co., Ltd. Therefore, it's specifications are subject to change or our products in it may be discontinued without advance notice. Please check with our sales representatives or product engineers before ordering.
2.This datasheet has only typical specifications because there is no space for detailed specifications.
Therefore, please review our product specifications or consult the approval sheet for product specifications before ordering.