


W-Series
WDK 2.5/BLZ/5.08/ZA

Weidmüller Interface GmbH & Co. KG
 Klingenbergstraße 16
 D-32758 Detmold
 Germany
 Fon: +49 5231 1429-0
 Fax: +49 5231 14292083
 www.weidmueller.com



Klippon® Connect with clamping yoke Technology

The high reliability and variety of designs of the terminal blocks with clamping yoke connections make planning easier and optimises operational safety. Klippon® Connect provides a proven response to a range of different requirements.

General ordering data

Type	WDK 2.5/BLZ/5.08/ZA
Order No.	1034400000
Version	W-Series, Plug-in modular terminals, Feed-through terminal, Double-tier terminal, Rated cross-section: 2.5 mm ² , Screw connection
GTIN (EAN)	4008190193058
Qty.	100 pc(s).

W-Series
WDK 2.5/BLZ/5.08/ZA

Weidmüller Interface GmbH & Co. KG
 Klingenbergstraße 16
 D-32758 Detmold
 Germany
 Fon: +49 5231 1429-0
 Fax: +49 5231 14292083
 www.weidmueller.com

Technical data
Dimensions and weights

Width	5.08 mm	Width (inches)	0.2 inch
Height	58 mm	Height (inches)	2.283 inch
Depth	52.5 mm	Depth (inches)	2.067 inch
Depth including DIN rail	53 mm	Net weight	10.31 g

Temperatures

Continuous operating temp., min.	-50 °C	Continuous operating temp., max.	120 °C
----------------------------------	--------	----------------------------------	--------

Material data

Material	Wemid	Colour	Dark Beige
UL 94 flammability rating	V-0		

System specifications

Version	2 screw connections - 2 plug-in connections, With assembly peg, One end without connector	End cover plate required	Yes
Number of potentials	2	Number of levels	2
No. of clamping points per level	2	Number of potentials per tier	1
Levels cross-connected internally	No	PE connection	No
Mounting rail	TS 35	N-function	No
PE function	No	PEN function	No

2 clampable conductors (H05V/H07V) with equal cross-section (rated connection)

Cross-section for connected wire, solid, two clampable wires, min.	0.5 mm ²	Cross-section for connected wire, solid, two clampable wires, max.	2.5 mm ²
Wire connection cross section, finely stranded, two clampable wires, min.	0.5 mm ²	Wire cross-section, finely stranded, two clampable wires, max.	1.5 mm ²
Wire connection cross section, finely stranded with wire-end ferrules DIN 46228/1, 2 clampable wires, min.	0.5 mm ²	Wire connection cross section, finely stranded with wire-end ferrules DIN 46228/1, 2 clampable wires, max.	1.5 mm ²

Additional technical data

Explosion-tested version	No	Number of similar terminals	1
Open sides	right	Type of mounting	Snap-on

CSA rating data

Certificate No. (CSA)	200039-1057876	Current size B (CSA)	20 A
Current size D (CSA)	10 A	Voltage size B (CSA)	300 V
Voltage size D (CSA)	300 V	Wire cross section max. (CSA)	12 AWG
Wire cross section min. (CSA)	26 AWG		

Conductors for clamping (additional connection)

Conductor cross-section, flexible plus plastic collar DIN 46228/1, further connection, max.	2.5 mm ²
---	---------------------

W-Series
WDK 2.5/BLZ/5.08/ZA

Weidmüller Interface GmbH & Co. KG
 Klingenbergstraße 16
 D-32758 Detmold
 Germany
 Fon: +49 5231 1429-0
 Fax: +49 5231 14292083
 www.weidmueller.com

Technical data
Conductors for clamping (rated connection)

Blade size	0.6 x 3.5 mm	Clamping range, rated connection, max.	4 mm ²
Clamping range, rated connection, min.	0.13 mm ²	Clamping screw	M 2.5
Connection direction		Cross-section for connected conductor, finely stranded with wire-end ferrules and plastic collars DIN 46228/4, rated connection, min.	0.5 mm ²
	on side	Number of connections	4
Gauge to IEC 60947-1	A3	Torque level with DMS electric screwdriver	1
Stripping length	10 mm	Type of connection 2	Plug-in connection
Type of connection	Screw connection	Wire connection cross section AWG, min.	AWG 20
Wire connection cross section AWG, max.	AWG 12	Wire connection cross section, finely stranded with wire-end ferrules DIN 46228/1, rated connection, min.	0.5 mm ²
Wire connection cross section, finely stranded with wire-end ferrules DIN 46228/1, rated connection, max.	2.5 mm ²	Wire connection cross section, solid core max. rated connection	4 mm ²
Wire connection cross section, finely stranded, max.	4 mm ²	Wire connection cross section, stranded, rated connection, max.	2.5 mm ²
Wire connection cross section, solid core, min. rated connection	0.5 mm ²	Wire connection cross-section, finely stranded with wire-end ferrules and plastic collars DIN 46228/4, rated connection, max.	2.5 mm ²
Wire connection cross section, stranded, rated connection, min.	1.5 mm ²		
Wire connection cross-section, finely stranded, min.	0.5 mm ²		

Rating data

Rated cross-section	2.5 mm ²	Rated voltage	250 V
Rated current	16.5 A	Current at maximum wires	18 A
Standards	IEC 61984, In accordance with IEC 60947-7-1	Volume resistance according to IEC 60947-7-x	2.66 mΩ
Rated impulse withstand voltage	4 kV	Pollution severity	3

UL rating data

Certificate No. (cURus)	E60693	Conductor size Factory wiring max. (cURus)	12 AWG
Conductor size Factory wiring min. (cURus)	26 AWG	Conductor size Field wiring max. (cURus)	12 AWG
Conductor size Field wiring min. (cURus)	22 AWG	Current size B (cURus)	20 A
Current size D (cURus)	10 A	Voltage size B (cURus)	300 V
Voltage size D (cURus)	300 V		

Classifications

ETIM 3.0	EC000897	ETIM 4.0	EC000897
ETIM 5.0	EC000897	ETIM 6.0	EC000897
UNSPSC	30-21-18-11	eClass 5.1	27-14-11-20
eClass 6.2	27-14-11-20	eClass 7.1	27-14-11-20
eClass 8.1	27-14-11-20	eClass 9.0	27-14-11-20
eClass 9.1	27-14-11-20		

W-Series
WDK 2.5/BLZ/5.08/ZA

Weidmüller Interface GmbH & Co. KG
 Klingenbergstraße 16
 D-32758 Detmold
 Germany
 Fon: +49 5231 1429-0
 Fax: +49 5231 14292083
 www.weidmueller.com

Technical data**Product information**

Descriptive text ordering data	2.5 mm ² conductor with ferrule with plastic collar, with collar optimised for diameter only (order No. 1333100000, QTY 500).
Descriptive text technical data	Dimensions with female header BLZ: length 58 mm / height 63.5 mm
Descriptive text accessories	External cross-connector WQB A, see section on W-series Accessories "potential distribution".

Approvals

Approvals



ROHS Conform

Downloads

Approval/Certificate/Document of Conformity	DE_PT1031_20160418_691_ISSUE01.pdf
Brochure/Catalogue	CAT 1 TERM 16/17 EN
Engineering Data	EPLAN, WSCAD, Zuken E3.S
Engineering Data	1034400000_21472_WDK_2.5-BLZ-5.08-ZA_STP.stp


Safety noteSafety notice [Safety Information](#)

Data sheet

W-Series
WDK 2.5/BLZ/5.08/ZA

Weidmüller Interface GmbH & Co. KG
Klingenbergstraße 16
D-32758 Detmold
Germany
Fon: +49 5231 1429-0
Fax: +49 5231 14292083
www.weidmueller.com

Drawings




W-Series WDK 2.5/BLZ/5.08/ZA

Weidmüller Interface GmbH & Co. KG
 Klingenbergstraße 16
 D-32758 Detmold
 Germany
 Fon: +49 5231 1429-0
 Fax: +49 5231 14292083
 www.weidmueller.com

Accessories

Blank




WS markers are the perfect match for the W-series connectors. Thanks to their system compatibility, the WS tags can also be used with the I-series and the Z-series. The large marking surfaces do not only permit long character strings but also multi-line text. WS markers are ideal for labels with long, customised character strings. Thanks to the proven MultiCard format, printing with laser printer, PrintJet ADVANCED, plotter or MC-Mobilo is possible.

- Can be fitted in strips or individually
- Markers in proven MultiCard format

General ordering data

Type	Order No.	Version	GTIN (EAN)	Qty.
WS 8/5 MC	1640740000	WS, Terminal marker, 8 x 5	4008190279103	720 pc(s).
NE WS		mm, Pitch in mm (P): 5.00 Weidmueller, Allen-Bradley, White		

Fixing bracket



Klippon® Connect with clamping yoke Technology
 The high reliability and variety of designs of the terminal blocks with clamping yoke connections make planning easier and optimises operational safety. Klippon® Connect provides a proven response to a range of different requirements.

General ordering data

Type	Order No.	Version	GTIN (EAN)	Qty.
WBB ZA	1072760000	W-Series, Fixing bracket,	4008190470548	10 pc(s).
WDK2.5/ BL5.08		Orange, 5 mm		
WBB	1072660000	W-Series, Fixing bracket,	4008190470555	10 pc(s).
WDK2.5/ BL5.08		Orange, 5 mm		

**W-Series
WDK 2.5/BLZ/5.08/ZA**

Weidmüller Interface GmbH & Co. KG
 Klingenbergstraße 16
 D-32758 Detmold
 Germany
 Fon: +49 5231 1429-0
 Fax: +49 5231 14292083
 www.weidmueller.com

Accessories
Covers

Klippon® Connect with clamping yoke Technology

The high reliability and variety of designs of the terminal blocks with clamping yoke connections make planning easier and optimises operational safety. Klippon® Connect provides a proven response to a range of different requirements.

General ordering data

Type	Order No.	Version	GTIN (EAN)	Qty.
WAD	1577400000	W-Series, Cover, x 9.48	4008190112165 20 pc(s).	
WDU1.5/ BLZ/BLA				

End brackets

Klippon® Connect with clamping yoke Technology

The high reliability and variety of designs of the terminal blocks with clamping yoke connections make planning easier and optimises operational safety. Klippon® Connect provides a proven response to a range of different requirements.

General ordering data

Type	Order No.	Version	GTIN (EAN)	Qty.
WEW 35/1	1059000000	W-Series, End bracket	4008190172282 50 pc(s).	

BLZP 5.08HC/180 SN


Female plug with clamping-yoke screw system for connecting wires with straight (180°) outlet direction. The female connectors provide space for labelling and can be coded. Fastened by means of a flange or release latch. They also provide an integrated plus/minus screw, protection against faulty insertion of the wire, and they are delivered with open clamping yokes. HC = High Current.

General ordering data

Type	Order No.	Version	GTIN (EAN)	Qty.	Product data	Packaging
BLZP 5.08HC/04/180 SN OR BX	1943600000	PCB plug-in connector, female plug, 5.08 mm, No. of poles: 4, 180°, Clamping yoke connection, Clamping	4032248617593 90 pc(s).		IEC: 400 V / 23 A / 0.2 - 4 mm ² UL: 300 V / 20 A / AWG 26 - AWG 12	Box

W-Series

WDK 2.5/BLZ/5.08/ZA

Weidmüller Interface GmbH & Co. KG
 Klingenbergstraße 16
 D-32758 Detmold
 Germany
 Fon: +49 5231 1429-0
 Fax: +49 5231 14292083
 www.weidmueller.com

Accessories

		range, rated connection, max.: 4 mm ² , Box			
BLZP 5.08HC/08/180 SN OR BX	1943640000	PCB plug-in connector, female plug, 5.08 mm, No. of poles: 8, 180°, Clamping yoke connection, Clamping range, rated connection, max.: 4 mm ² , Box	4032248617647 42 pc(s).	IEC: 400 V / 23 A / 0.2 - 4 mm ² UL: 300 V / 20 A / AWG 26 - AWG 12	Box
BLZP 5.08HC/06/180 SN OR BX	1943620000	PCB plug-in connector, female plug, 5.08 mm, No. of poles: 6, 180°, Clamping yoke connection, Clamping range, rated connection, max.: 4 mm ² , Box	4032248617616 60 pc(s).	IEC: 400 V / 23 A / 0.2 - 4 mm ² UL: 300 V / 20 A / AWG 26 - AWG 12	Box

BLZP 5.08HC/180F SN



Female plug with clamping-yoke screw system for connecting wires with straight (180°) outlet direction. The female connectors provide space for labelling and can be coded. Fastened by means of a flange or release latch. The also provide an integrated plus/minus screw, protection against faulty insertion of the wire, and they are delivered with open clamping yokes. HC = High Current.

General ordering data

Type	Order No.	Version	GTIN (EAN)	Qty.	Product data	Packaging
BLZP 5.08HC/06/180F SN OR BX	1944130000	PCB plug-in connector, female plug, 5.08 mm, No. of poles: 6, 180°, Clamping yoke connection, Clamping range, rated connection, max.: 4 mm ² , Box	4032248618712 42 pc(s).		IEC: 400 V / 23 A / 0.2 - 4 mm ² UL: 300 V / 20 A / AWG 26 - AWG 12	Box
BLZP 5.08HC/08/180F SN OR BX	1944150000	PCB plug-in connector, female plug, 5.08 mm, No. of poles: 8, 180°, Clamping yoke connection, Clamping range, rated connection, max.: 4 mm ² , Box	4032248618736 36 pc(s).		IEC: 400 V / 23 A / 0.2 - 4 mm ² UL: 300 V / 20 A / AWG 26 - AWG 12	Box
BLZP 5.08HC/04/180F SN OR BX	1944110000	PCB plug-in connector, female plug, 5.08 mm, No. of poles: 4, 180°, Clamping yoke connection, Clamping range, rated connection, max.: 4 mm ² , Box	4032248617494 60 pc(s).		IEC: 400 V / 23 A / 0.2 - 4 mm ² UL: 300 V / 20 A / AWG 26 - AWG 12	Box

W-Series
WDK 2.5/BLZ/5.08/ZA

Weidmüller Interface GmbH & Co. KG
Klingenbergstraße 16
D-32758 Detmold
Germany
Fon: +49 5231 1429-0
Fax: +49 5231 14292083
www.weidmueller.com

Accessories

Blank



The Dekafix (DEK) marker is the universal marker for all conductor and plug-in connectors as well as for electronic sub-assemblies. The system is ideal for short number sequences and covers a wide range of ready-printed markers.

Strips for fast installation in only one work step. The printing is easy to read, rich in contrast and available in various widths.

- Large range of ready-to-use markers
- Strips for fast installation
- Terminal markers, suitable for all Weidmüller cable connectors
- Available as blank MultiCard or with standard printing

General ordering data

Type	Order No.	Version	GTIN (EAN)	Qty.
DEK 5/5 MC	1609801044	Dekafix, Terminal marker,	4008190397111	1,000 pc(s).
NE WS		5 x 5 mm, Pitch in mm (P): 5.00 Weidmueller, White		

Coding elements



Only connects what is supposed to be connected: the right connection at the right place.

Coding elements and locking devices clearly assign connecting elements during the manufacturing process and operation

The coding elements and locking devices are inserted prior to assembly or during the cable assembly phase. The Weidmüller alternative: configure online using the variant configurator to precode prior to delivery.

Incorrect assembly on the circuit board and incorrect plugging of connecting elements is no longer possible. The advantage: no troubleshooting during manufacture and no operational errors by the user.

General ordering data

Type	Order No.	Version	GTIN (EAN)	Qty.	Product data	Packaging
BLZ/SL KO BK	1545710000	PCB plug-in connector,	4008190087142	50 pc(s).	UL:	Box
BX		Accessories, Coding element, Black, No. of poles: 1				

Data sheet

W-Series
WDK 2.5/BLZ/5.08/ZA

Weidmüller Interface GmbH & Co. KG
 Klingenbergstraße 16
 D-32758 Detmold
 Germany
 Fon: +49 5231 1429-0
 Fax: +49 5231 14292083
 www.weidmueller.com

Accessories

End plates



Klippon® Connect with clamping yoke Technology
 The high reliability and variety of designs of the terminal blocks with clamping yoke connections make planning easier and optimises operational safety. Klippon® Connect provides a proven response to a range of different requirements.

General ordering data

Type	Order No.	Version	GTIN (EAN)	Qty.
WAP	1070000000	W-Series, End plate	4008190191221	20 pc(s).
WDK2.5/BLZ/ O.ZA				
WAP	1070100000	W-Series, End plate	4008190191214	20 pc(s).
WDK2.5/BLZ/ M.ZA				