
Emergency stop rope pull switches Preventa XY2C

Catalogue



Simply easy!™

Emergency stop rope pull switches Preventa XY2CJ, XY2CH, XY2CE and XY2CED

General

- Presentation page 2
- Installation page 3
- Main features page 3
- Rope pull expansion or contraction page 4
- Standards page 4
- Adjustment values with end spring pages 4 and 5
- **Characteristics** pages 6 and 7
- **References**
 - Emergency stop rope pull switches with single anchor point pages 8 to 10
 - Emergency stop rope pull switches with double anchor points page 11
 - Separate parts page 12
 - Mounting kits page 13
 - Replacement parts page 14
- **Dimensions** page 15
- **Product reference index** page 16

Safety detection solutions

Emergency stop rope pull switches

Preventa XY2C

Emergency stop rope pull switches

Emergency stop rope pull switches are designed to:


- avert hazards (dangerous phenomena) at the earliest possible moment, or reduce risks that could cause injury to persons, or damage to machines or work in progress
- be tripped by a single human action when a normal emergency stop function is not available
- trip in the event of the rope pull breaking

Emergency stop rope pull switches are essential in premises and on machines that pose a potential hazard during operation. Operators must be able to activate the emergency stop from any point within their work area.

Application examples: Woodworking machines, shears, conveyor systems, printing machines, textile machines, rolling mills, test laboratories, paint shops, surface treatment works, etc.

Preventa XY2CJ, XY2CH, and XY2CE emergency stop rope pull switches with single anchor point

- > 20 to 70 m cable
- > Rugged, reliable, compact offer, UL NiSD certified
- > Simple installation and maintenance using dedicated accessories (pilot light, quick tensioner, and cable tension indicator)



Preventa XY2CED emergency stop rope pull switches with double anchor points

- > Long cable (up to 2 x 100 m with supports and pulleys)
- > Rugged, reliable offer, UL NiSD certified
- > Easy mounting with aid of simple, dedicated accessories (removable shim for adjusting cable tension, quick tensioner, cable tension indicator, etc.)



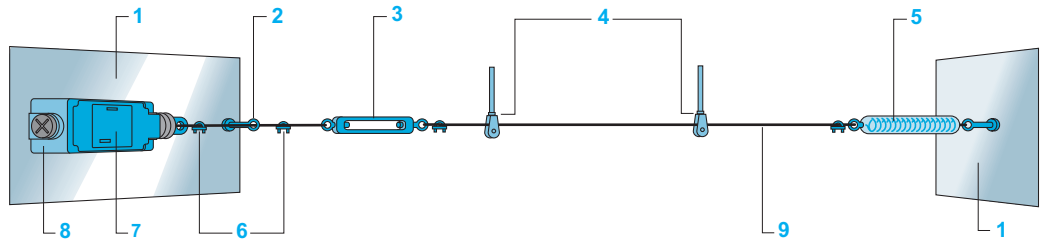
Safety detection solutions

Emergency stop rope pull switches

Preventa XY2C

Installation

Typical installation for XY2CJ, XY2CH, and XY2CE (1)

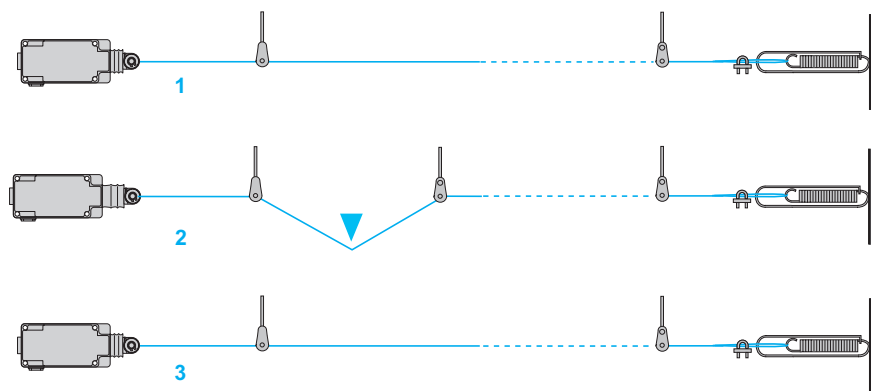


- 1 Mounting support
- 2 First cable support
- 3 Turnbuckle
- 4 Pulleys and pulley supports
- 5 End spring
- 6 Cable grips
- 7 Switch adjustment
- 8 Emergency stop
- 9 Cable

Notes regarding installation

- All XY2CJ, XY2CH, XY2CE, and XY2CED emergency stop rope pull switches can be equipped with trip indicators (mechanical indicators for XY2CJ, pilot lights for XY2CH, XY2CE, and XY2CED).
- Cable tension adjustment can be performed using:
 - a turnbuckle, to be ordered separately (see page 12)
 - a quick tensioner integrated in XY2CH emergency stop rope pull switches and available as an option for XY2CJ, XY2CE, and XYCED emergency stop rope pull switches
- This adjustment is simplified by:
 - a cable tension indicator that is available on all XY2CJ, XY2CH, and XY2CE models
 - XY2CE emergency stop rope pull switches incorporate a cable tension indicator that is visible with the cover open. There is also a version available as an option with a window for viewing the cable tension so that it can be adjusted when the cover is closed (excludes XY2CED models).
- For XY2CED emergency stop rope pull switches with double anchor points, the cable tension is visible on both end springs. A removable adjustment shim can be used to preset the balance between the left and right anchor points. The end springs and shim are supplied with the product.
- The use of an end spring is mandatory for conveyor system applications to help ensure operation of the emergency stop in the event of the cable being pulled towards the switch.
- For Preventa XY2CED switches, use of the model-specific end springs is mandatory, regardless of the application.
- It is essential that pulleys be used with cables that deviate from a straight run (within the permissible angles. Refer to the mounting instructions).

Main features



- | | | |
|---|---|---|
| Positive operation: running condition | 1 | The switches incorporate positive opening operation contacts, the tripping of the switch being made with positive action. |
| Latching: stop instruction given (tripped) | 2 | The switch latches in the tripped position (NC safety contact(s) open). The function of the NO contact is purely for signaling. |
| Resetting: stop condition (awaiting reset/restart) | 3 | The switches incorporate a reset button, which re-closes the safety contact. The machine must only be restarted by manual operation of a control device within the machine start circuit, remote to the emergency stop. |

(1) See the description of a typical Preventa XY2CED installation on our website www.tesensors.com

Safety detection solutions

Emergency stop rope pull switches

Preventa XY2C

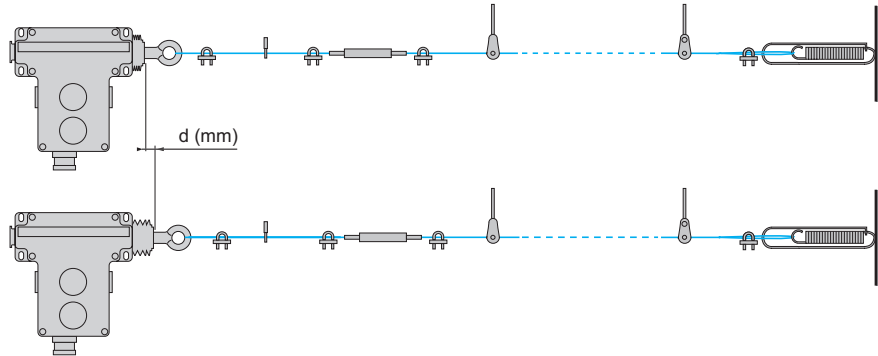
Rope pull expansion or contraction:

This is the expansion or contraction of the rope pull cable. Temperature variations encountered on site are mainly responsible for these variations in length.

To enable instant verification that the rope pull is at its correct tension (and make any necessary adjustments), XY2CJ, XY2CH, and XY2CE emergency stop rope pull switches incorporate a cable tension indicator.

XY2CE emergency stop rope pull switches incorporate a cable tension indicator that is visible with the cover open. They are also available with a window for viewing the cable tension, enabling instant verification that the rope pull is at its correct tension (and to allow any necessary adjustments to be made) (excludes XY2CED models).

For XY2CED, the cable tension indicator is visible on the dedicated end springs supplied with the product.



Standards

XY2CJ, XY2CH, XY2CE, and XY2CED switches meet the requirements of the harmonized European standard **EN/ISO 13850** relating to "Emergency stop devices".

The switches are **CE** marked and supplied with an EC declaration of conformity.

Cable diameter

In order to achieve the maximum cable length, according to ambient temperature variation, we recommend use of:

- galvanized cables with red sheath, diameter 3.2 mm, for XY2CJ and XY2CH ranges
- galvanized cables with red sheath, diameter 5 mm, for XY2CE and XY2CED ranges (see page 12)

Adjustment values with end spring

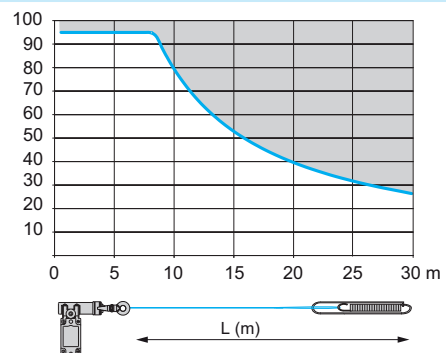
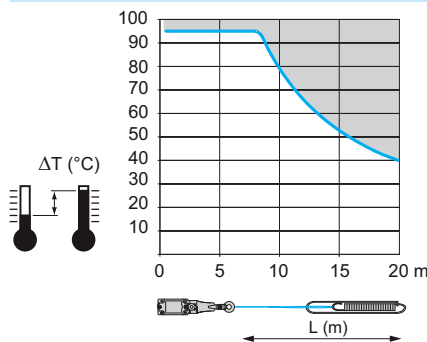
For Preventa XY2CE emergency stop rope pull switches, the adjustment values depend on the positions of the cam located inside the switch. The adjustment is made by rotating the cam after the switch has been installed. Each notched cam position is referenced by the letters A to F and the selected letter is visible through a viewing window.

The use of end springs is strongly advised (and mandatory for XY2CED).

The references for each type are given in the table below:

Type	Cam position	Maximum cable length	End spring
XY2CJS	–	20 m	XY2CZ703
XY2CJR and XY2CJL	–	30 m	XY2CZ703
XY2CH	–	30 m	XY2CZ703
XY2CE	A, B, C, D, E, F	70 m	XY2CZ702
XY2CED	–	2 x 100 m (with pulleys) 2 x 70 m (with fixed cable supports)	XY2CZ712 (2 end springs supplied with the product)

XY2CJ



■ : Zone interdite.

With the graphs above, if we consider an ambient temperature variation of 25 °C, for example from 0 °C to + 25 °C, the table gives us a maximum cable length of 20 m for XY2CJS and 30 m for XY2CJR and XY2CJL.

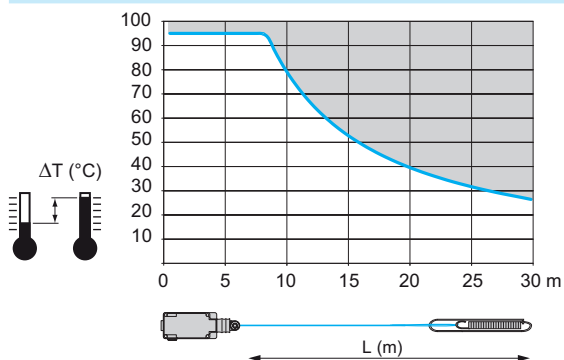
Safety detection solutions

Emergency stop rope pull switches

Preventa XY2C

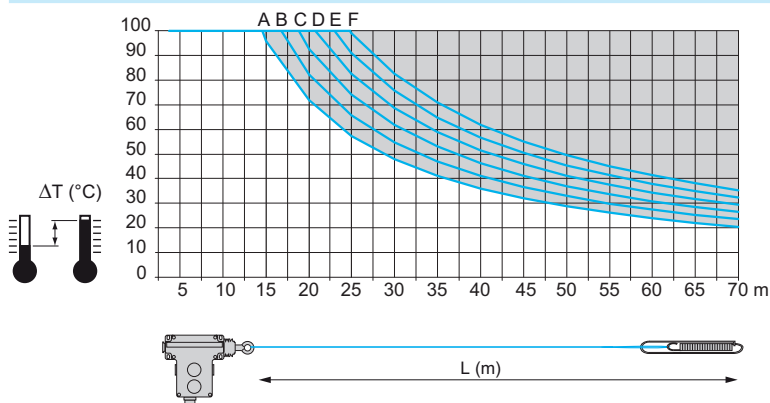
Adjustment values with end spring
(continued)

XY2CH



With the graph above, if we consider an ambient temperature variation of 25 °C, for example from 0 °C to +25 °C, the table gives us a maximum cable length of 30 m.

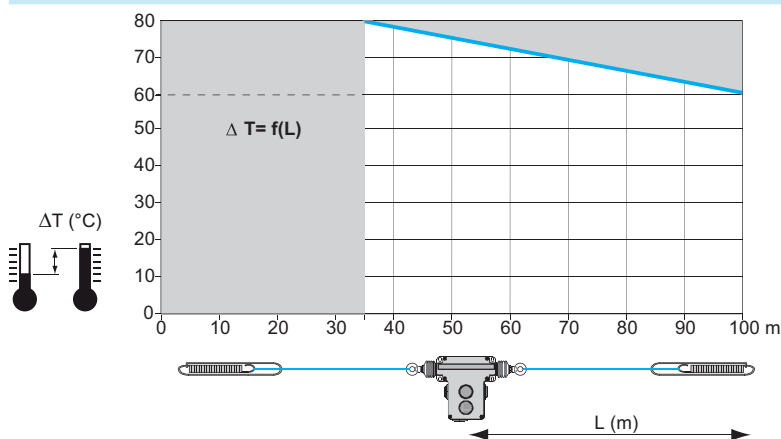
XY2CE



With the graph above, if we consider an ambient temperature variation of 35 °C, for example from -10 °C to +25 °C, the table gives us a maximum cable length of:

- 40 m, with cam A adjustments
- 70 m, with cam F adjustments

XY2CED



: Prohibited zone

With the graph above, if we consider an ambient temperature variation of 65 °C, the maximum cable length on each side will be 85 m (2 x 85 m).

Safety detection solutions

Emergency stop rope pull switches

Preventa XY2C

Environment		
Conforming to standards	Products	EN/IEC 60947-5-5, EN/ISO 13850, UL 508, and CSA C 22-2 no. 14
	Machine assemblies	EN/IEC 60204-1, Machinery directive: 2006/42/EC Work equipment directive: 2009/104/EC
Product certifications		XY2CJ : UL (NISD) - CSA, CCC XY2CH : UL (NISD) - CSA (with suffix H7), EAC, CCC (1) XY2CE, XY2CED : UL (NISD) - CSA, EAC, CCC
Maximum safety level (2)		PL e, category 4 conforming to EN/ISO 13849-1 and SIL CL3 conforming to EN/IEC 62061
Reliability data B _{10d}		XY2CJ : 500,000 XY2CH : 4,000,000 XY2CE, XY2CED : 300,000 (Values given for a service life of 20 years but may be limited by contact and mechanical wear)
Ambient air temperature		For operation: -25...+70 °C For storage: -40...+70 °C
Vibration resistance		XY2CJ, XY2CH : 10 gn (10...150 Hz) XY2CE, XY2CED : 10 gn (10...300 Hz) conforming to EN/IEC 60068-2-6
Shock resistance		XY2CJ, XY2CH, XY2CE : 50 gn (duration 11 ms) conforming to EN/IEC 60068-2-27 XY2CED : 35 gn (duration 11 ms) conforming to EN/IEC 60068-2-27
Electric shock protection		Class I conforming to IEC 61140
Degree of protection		XY2CJ : IP 66 and IP 67 conforming to IEC 60529 XY2CH, XY2CE : IP 65 conforming to IEC 60529 (IP 66 for XY2CE●A1●● , XY2CE●A2●● , XY2CE●A3●● , XY2CE●C1●● , XY2CE●C2●● , and XY2CE●C3●●) XY2CED : IP 65 and IP 67 conforming to IEC 60529
Materials		XY2CJS : Zamak body, polyamide head, zinc-plated steel cover XY2CJL, XY2CJR : Zamak body and head, zinc-plated steel cover XY2CH, XY2CE, XY2CED : Zamak body, stainless steel cover
Mechanical life (no. of operating cycles)		XY2CJ : 100,000 XY2CH : 800,000 XY2CE, XY2CED : 60,000
Length of protected zone		XY2CJS : ≤ 20 m XY2CJR and XY2CJL : ≤ 30 m XY2CH : ≤ 30 m XY2CE : ≤ 70 m XY2CED : ≥ 2 x 35 m to 2 x 100 m
Distance between cable supports		XY2CJ, XY2CH, XY2CE : 5 m XY2CED : 3 to 5 m
Cable entries		XY2CJ, XY2CH : Tapped entries for Pg 13.5, ISO M20, or 1/2" NPT cable gland XY2CE, XY2CED : Untapped entries for Pg 13.5 or ISO M20 cable gland, tapped entries for 1/2" NPT cable gland See dimensions on page 15.

(1) Only XY2CH products without pilot light are CCC approved.

(2) When the emergency stop rope pull switch is used with an appropriate and correctly connected control system.

Safety detection solutions

Emergency stop rope pull switches

Preventa XY2C

Contact block characteristics																		
Rated operational characteristics	2-pole contact block	XY2CJ, XY2CH, XY2CE, XY2CED: AC-15: A300 or Ue = 240 V, Ie = 3 A DC-13: Q300 or Ue = 250 V, Ie = 0.27 A, conforming to EN/IEC 60947-5-1 Appendix A																
	3-pole contact block	XY2CJ, XY2CH: AC-15: B300 or Ue = 240 V, Ie = 1.5 A DC-13: R300 or Ue = 250 V, Ie = 0.1 A, conforming to EN/IEC 60947-5-1 Appendix A																
Nominal thermal current	2-pole contact block	10 A																
	3-pole contact block	6 A																
Rated insulation voltage	2-pole contact block	XY2CJ, XY2CH, XY2CE, XY2CED: Ui = 500 V degree of pollution 3 conforming to EN/IEC 60947-1, Ui = 300 V conforming to UL 508, CSA C22-2 no. 14																
	3-pole contact block	XY2CJ, XY2CH: Ui = 400 V degree of pollution 3 conforming to EN/IEC 60947-1, Ui = 300 V conforming to UL 508, CSA C22-2 no. 14																
Rated impulse withstand voltage	2-pole contact block	XY2CJ, XY2CH, XY2CE, XY2CED: Uimp = 6 kV conforming to EN/IEC 60947-1																
	3-pole contact block	XY2CJ, XY2CH: Uimp = 4 kV conforming to EN/IEC 60947-1																
Positive operation		NC contact with positive opening operation conforming to EN/IEC 60947-5-1 Section 3																
Resistance across terminals		≤ 25 mΩ conforming to NF C 93-050 method A or EN/IEC 60255-7 category 3																
Terminal referencing		Conforming to CENELEC EN 50013																
Short-circuit protection	2-pole contact block	XY2CJ, XY2CH, XY2CE, XY2CED: cartridge fuse type gG (gl) conforming to EN/IEC 60269																
	3-pole contact block	XY2CJ, XY2CH: 6 A cartridge fuse type gG (gl) conforming to EN/IEC 60269																
Rated operational power (Electrical durability)		XY2CJ, XY2CH, XY2CE, XY2CED Conforming to EN/IEC 60947-5-1 Appendix C. Utilization categories AC-15 and DC-13 Frequency: 3600 operating cycles/hour. Load factor: 0.5																
AC supply ~ 50/60 Hz mm Inductive circuit	2-pole contact block	3-pole contact block																
DC supply --- Breaking current for 1 million operating cycles. mm Inductive circuit	<table border="1"> <thead> <tr> <th>Voltage V</th> <th>24</th> <th>48</th> <th>120</th> </tr> </thead> <tbody> <tr> <td>mm W</td> <td>13</td> <td>9</td> <td>7</td> </tr> </tbody> </table>	Voltage V	24	48	120	mm W	13	9	7	<table border="1"> <thead> <tr> <th>Voltage V</th> <th>24</th> <th>48</th> <th>120</th> </tr> </thead> <tbody> <tr> <td>mm W</td> <td>4</td> <td>3</td> <td>2</td> </tr> </tbody> </table>	Voltage V	24	48	120	mm W	4	3	2
Voltage V	24	48	120															
mm W	13	9	7															
Voltage V	24	48	120															
mm W	4	3	2															
Contact connection	Screw clamp terminals 2 contacts: clamping capacity, min. 1 x 0.5 mm ² /AWG 20, max. 2 x 1.5 mm ² /AWG 16 3 contacts: clamping capacity, min. 1 x 0.34 mm ² /AWG 22, max. 1 x 1 mm ² /AWG 18 or 2 x 0.75 mm ² /AWG 20 Minimum tightening torque: 0.8 N.m/7.1 lb-in. Maximum tightening torque: 1.2 N.m/10.6 lb-in.																	

Safety detection solutions



Emergency stop rope pull switches

Preventa XY2CJ

Emergency stop rope pull switches with single anchor point, Pg 13.5, ISO M20 and 1/2" NPT cable entries
 Cable and end spring to be ordered separately (1)

Without pilot light

Cable length	Colors and materials	Reset	Supply voltage	Contact type	Cable anchor point	Reference	Weight kg	
≤ 20 m	Polyamide head Zamak red RAL 3000 body Treated steel cover	By pull button	-	1 1	NC + NO slow break	RH side or LH side	XY2CJS15 (2)	0.455
				2 -	NC + NC slow break	RH side or LH side	XY2CJS17 (2)	0.455
				2 1	2 NC + 1 NO slow break	RH side or LH side	XY2CJS19 (2) (3)	0.455
≤ 30 m	Zamak red RAL 3000 head and body Treated steel cover	By pull button	-	1 1	NC + NO slow break	RH side	XY2CJR15 (2)	0.669
				2 -	NC + NC slow break	RH side	XY2CJR17 (2)	0.669
				2 1	2 NC + 1 NO slow break	RH side	XY2CJR19 (2) (3)	0.669
				1 1	NC + NO slow break	LH side	XY2CJL15 (2)	0.669
				2 -	NC + NC slow break	LH side	XY2CJL17 (2)	0.669
				2 1	2 NC + 1 NO slow break	LH side	XY2CJL19 (2) (3)	0.669



(1) See separate parts on page 12.
 (2) For ISO M20 tapped cable entry version, add H29 to the end of the selected reference.
 For example, **XY2CJS15** becomes **XY2CJS15H29**.
 (3) For 1/2" NPT tapped cable entry version, add H7 to the end of the selected reference.
 For example, **XY2CJS19** becomes **XY2CJS19H7**.

Safety detection solutions

Emergency stop rope pull switches

Preventa XY2CH

Emergency stop rope pull switches with single anchor point, Pg 13.5 or ISO M20 and 1/2" NPT cable entries with integrated tensioner

Cable and end spring to be ordered separately (1)

Without pilot light

Cable length	Colors and materials	Reset	Supply voltage	Contact type	Cable anchor point	Reference	Weight kg	
≤ 30 m	Zamak red RAL 3000 body Stainless steel cover Chloroprene bellows	By booted pushbutton	–	1 1	NC + NO slow break	RH side or LH side	XY2CH13250 (3) (4)	0.865
		By mushroom head pushbutton	–	1 1			XY2CH13350 (4)	0.900
		By key-operated pushbutton (key no. 421) (2)	–	1 1			XY2CH13450 (3) (4)	0.910
PF1123220	Zamak red RAL 3000 body Stainless steel cover Chloroprene bellows	By flush pushbutton	–	2 –	NC + NC slow break	RH side or LH side	XY2CH13170 (3) (4)	0.865
		By booted pushbutton	–	2 –			XY2CH13270 (3) (4)	0.865
		By mushroom head pushbutton	–	2 –			XY2CH13370 (3)	0.865
PF1123217	Zamak red RAL 3000 body Stainless steel cover Chloroprene bellows	By key-operated pushbutton (key no. 421) (2)	–	2 –			XY2CH13470 (3) (4)	0.910
		By flush pushbutton	–	2 1	2 NC + 1 NO slow break	RH side or LH side	XY2CH13190 (3) (4)	0.865
		By booted pushbutton	–	2 1			XY2CH13290 (3) (4)	0.865
		By mushroom head pushbutton	–	2 1			XY2CH13390 (3) (4)	0.865

With orange pilot light (direct supply)

≤ 30 m	Red RAL 3000 body Stainless steel cover Chloroprene bellows	By booted pushbutton	24 V ~/–	1 1	NC + NO slow break	RH side or LH side	XY2CH13253 (3)	0.900
				2 –	NC + NC slow break		XY2CH13273	0.900
				2 1	2 NC + 1 NO slow break		XY2CH13293 (3)	0.950

Other versions

Silicon bellows
Please contact our Customer Care Center.

(1) See separate parts on page 12.

(2) Ø 30 spring return key-operated mushroom head pushbutton.

(3) For ISO M20 tapped cable entry version, add H29 to the end of the selected reference.

For example, **XY2CH13250** becomes **XY2CH13250H29**.

(4) For 1/2" NPT tapped cable entry version, add H7 to the end of the selected reference.

For example, **XY2CH13190** becomes **XY2CH13190H7**.

XY2CH13250



XY2CH13350



XY2CH13170



XY2CH13253

Safety detection solutions

Emergency stop rope pull switches

Preventa XY2CE

Emergency stop rope pull switches with single anchor point, Pg 13.5 or ISO M20 (1) and 1/2" NPT (2) cable entries

Turnbuckle, quick tensioner, cable, and end spring to be ordered separately (3)

Without pilot light

Cable length	Colors and materials	Reset	Supply voltage	Contact type	Cable anchor point	Reference	Weight kg	
≤ 70 m	Zamak red RAL 3000 body Stainless steel cover Nitrile bellows	By booted pushbutton	–	1 1	NC + NO slow break	RH side	XY2CE1A250 (2)	1.450
						LH side	XY2CE2A250 (2)	1.450
						RH side	XY2CE1A270 (2)	1.450
						LH side	XY2CE2A270 (2)	1.450
		By key switch (key no. 421)	–			RH side	XY2CE1A450	1.465
						LH side	XY2CE2A450 (2)	1.465
						RH side	XY2CE1A470	1.470
						LH side	XY2CE2A470	1.470

With yellow LED pilot light (direct supply)

≤ 70 m	Zamak red RAL 3000 body Stainless steel cover Nitrile bellows	By booted pushbutton	24 to 130 V ~/-	2 2	NC + NO slow break	RH side	XY2CE1A296 (2)	1.470
						LH side	XY2CE2A296 (2)	1.470
			230 to 240 V ~	2 2	NC + NO slow break	RH side	XY2CE1A297 (2)	1.470
						LH side	XY2CE2A297 (2)	1.470

Other versions

XY2CE with reset by Ø 30 mm mushroom head pushbutton
XY2CE with cable tension viewing window for adjustment when the cover is closed
XY2CE: Silicon bellows
 Please contact our Customer Care Center.

- (1) With untapped entries for Pg 13.5 or ISO M20 cable gland.
- (2) For 1/2" NPT tapped cable entry version, add H7 to the end of the selected reference (for these versions, the pilot light is red).
For example, **XY2CE1A250** becomes **XY2CE1A250H7**.
- (3) See separate parts on page 12.



XY2CE1A250



XY2CE1A450



XY2CE2A450



XY2CE2A296



XY2CE1A296H7

Safety detection solutions

Emergency stop rope pull switches

Preventa XY2CED

PF123244



XY2CEDA190

PF123247



XY2CEDA290

PF123250



XY2CEDA590

PF123245

XY2CEDA196
XY2CEDA197

PF123248

XY2CEDA296
XY2CEDA297

PF123252



XY2CEDA296H7

Emergency stop rope pull switches with double anchor points, Pg 13.5 or ISO M20 and 1/2" NPT cable entries

Turnbuckle, cable, and end spring to be ordered separately (1)

Without pilot light

Cable length	Colors and materials	Reset	Supply voltage	Contact type	Reference (2)	Weight kg
$L \geq 2 \times 35 \text{ m}$ $L \leq 2 \times 70 \text{ m}$	Zamak red RAL 3000 body Stainless steel cover	By flush pushbutton	–	2 2 NC + NO slow break	XY2CEDA190 (3)	1.900
$L \geq 2 \times 35 \text{ m}$ $L \leq 2 \times 100 \text{ m}$ with pulleys and pulley supports)	Nitrile bellows	By booted pushbutton	–	2 2 NC + NO slow break	XY2CEDA290 (3)	1.900
		By key-operated pushbutton (key no. 455)	–	2 2 NC + NO slow break	XY2CEDA590	1.900
	Zamak red RAL 3000 body Stainless steel cover	By flush pushbutton	–	2 2 NC + NO slow break	XY2CEDC190	1.900
	Silicon bellows	By booted pushbutton	–	2 2 NC + NO slow break	XY2CEDC290	1.900
		By key-operated pushbutton (key no. 455)	–	2 2 NC + NO slow break	XY2CEDC590	1.900

With yellow LED pilot light (direct supply)

$L \geq 2 \times 35 \text{ m}$ $L \leq 2 \times 70 \text{ m}$	Zamak red RAL 3000 body Stainless steel cover	By flush pushbutton	24 to 130 V \sim/\dots	2 2 NC + NO slow break	XY2CEDA196 (3)	1.900
$L \geq 2 \times 35 \text{ m}$ $L \leq 2 \times 100 \text{ m}$ with pulleys and pulley supports)	Nitrile bellows		230 V \sim/\dots	2 2 NC + NO slow break	XY2CEDA197	1.900
		By booted pushbutton	24 to 130 V \sim/\dots	2 2 NC + NO slow break	XY2CEDA296 (3)	1.900
			230 V \sim/\dots	2 2 NC + NO slow break	XY2CEDA297	1.900
		By key-operated pushbutton (key no. 455)	24 to 130 V \sim/\dots	2 2 NC + NO slow break	XY2CEDA596 (3)	1.900
			230 V \sim/\dots	2 2 NC + NO slow break	XY2CEDA597	1.900
	Zamak red RAL 3000 body Stainless steel cover	By flush pushbutton	24 to 130 V \sim/\dots	2 2 NC + NO slow break	XY2CEDC296	1.900
	Silicon bellows	By booted pushbutton	230 V \sim/\dots	2 2 NC + NO slow break	XY2CEDC297	1.900

Other versions

Emergency stop rope pull switches with double anchor points, ATEX version
Please contact our Customer Care Center

(1) See separate parts on page 12.

(2) XY2CED emergency stop rope pull switches are supplied with an adjustment shim XY2CZ713 and 2 end springs XY2CZ712.

(3) For 1/2" NPT tapped cable entry version, add H7 to the end of the selected reference (for these versions, the pilot light is red).
For example, XY2CEDA190 becomes XY2CEDA190H7.

Safety detection solutions

Emergency stop rope pull switches

Preventa XY2C

Separate parts						
Description	For use with	Diameter mm	Length m	Reference	Weight kg	
Galvanized cables with red sheath	XY2CJ and XY2CH	3.2	10.5	XY2CZ301	0.280	
			15.5	XY2CZ3015	0.410	
			20.5	XY2CZ3020	0.550	
			25.5	XY2CZ302	0.690	
			30.5	XY2CZ303	0.830	
	XY2CE	5	15.5	XY2CZ1015	0.850	
			25.5	XY2CZ102	1.400	
	XY2CE and XY2CED	5	50.5	XY2CZ105	2.750	
			70.5	XY2CZ107	3.870	
			100.5	XY2CZ110	5.520	
Description	Type	For use with	Sold in lots of	Unit reference	Weight kg	
Quick tensioners	-	XY2CJ	1	XY2CZ210	0.051	
		XY2CE and XY2CED	1	XY2CZ213	0.090	
Shim for adjusting cable tension	-	XY2CED	1	XY2CZ713 (2)	0.010	
Turnbuckles		M6 x 60 + locknut	XY2CE, XY2CH, and XY2CJ (1)	1	XY2CZ402	0.060
		M8 x 70 + locknut	XY2CE, XY2CH, and XY2CJ (1)	1	XY2CZ404	0.100
		M8 x 180 + locknut	XY2CED	1	XY2CZ403	0.180
Cable grips		Single	Cable Ø 3 mm	10	XY2CZ503	0.007
			Cable Ø 3 mm	10	XY2CZ513	0.016
		Clamp	Cable Ø 3.2 mm	10	XY2CZ523	0.050
			Cable Ø 5 mm	10	XY2CZ524	0.080
Cable supports	Fixed	All models	1	XY2CZ601	0.030	
			10	XY2CZ611	0.032	
	Swiveling	All models	1	XY2CZ602	0.130	
	Pulley support	All models	1	XY2CZ705	0.060	
10			XY2CZ715	0.650		
Pulleys	Cable Ø 5 mm max.	All models	1	XY2CZ708	0.056	
			10	XY2CZ718	0.550	
Cable end protectors	-	Cable Ø 3.2 mm	10	XY2CZ701	0.002	
			10	XY2CZ704	0.010	
End springs	-	XY2CJ and XY2CH	1	XY2CZ703	0.035	
			XY2CE	1	XY2CZ702	0.080
			XY2CED	1	XY2CZ712 (2)	0.220




XY2CZ210
XY2CZ213



XY2CZ402
XY2CZ403
XY2CZ404



XY2CZ713



XY2CZ705 XY2CZ601



XY2CZ708



XY2CZ703



XY2CZ702



XY2CZ712

(1) XY2CH13●●● and XY2CH14●●● emergency stop rope pull switches incorporate a cable tensioner as standard. Therefore, there is no need to order a turnbuckle.
(2) An adjustment shim XY2CZ713 and 2 end springs XY2CZ712 are supplied with XY2CED switches.

Safety detection solutions

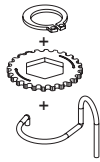
Emergency stop rope pull switches

Preventa XY2C

Mounting kits

Kit contents	For use with	Cable diameter mm	Cable length m	Reference	Weight kg
1 spring + 1 notched washer + 1 circlip	XY2CH	–	–	XY2CZ918	0.010
1 galvanized cable + 1 cable grip XY2CZ523 + 1 end spring XY2CZ703	XY2CJ and XY2CH	3.2	10.5	XY2CZ9310	0.444
			15.5	XY2CZ9315	0.581
			20.5	XY2CZ9320	0.635
			30.5	XY2CZ9330	1.055
1 galvanized cable + 1 cable grip XY2CZ523 + 1 tensioner XY2CZ210 + 12 cable supports XY2CZ601 + 1 end spring XY2CZ703	XY2CJ	3.2	30.5	XY2CZ9425	2.045
1 galvanized cable + 4 cable grips XY2CZ524 + 1 turnbuckle XY2CZ404 + 11 cable supports XY2CZ601 + 2 cable end protectors XY2CZ704 + 1 end spring XY2CZ702	XY2CE	5	25.5	XY2CZ9525	1.853
1 galvanized cable + 4 cable grips XY2CZ524 + 1 turnbuckle XY2CZ404 + 19 cable supports XY2CZ601 + 2 cable end protectors XY2CZ704 + 1 end spring XY2CZ702	XY2CE	5	50.5	XY2CZ9550	3.240
1 galvanized cable + 4 cable grips XY2CZ524 + 1 turnbuckle XY2CZ404 + 26 cable supports XY2CZ601 + 2 cable end protectors XY2CZ704 + 1 end spring XY2CZ702	XY2CE	5	70.5	XY2CZ9570	4.426
2 galvanized cables + 2 cable grips XY2CZ524 + 2 quick tensioners XY2CZ213	XY2CED	5	2 x 70.5	XY2CZ96140	8.080
2 galvanized cables + 2 cable grips XY2CZ524 + 2 quick tensioners XY2CZ213	XY2CED	5	2 x 100.5	XY2CZ96200	11.340

DF801301



XY2CZ918

PF123261

XY2CZ96140
XY2CZ96200

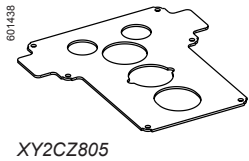
Safety detection solutions

Emergency stop rope pull switches

Preventa XY2C

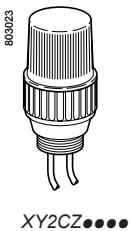
Replacement parts

Description	For use with	Type	Reference	Weight kg
Reset pushbutton (blue), spring return	XY2CE and XY2CED	Flush with "R" marked on push	ZB5AA639	0.018
		Booted	ZB5AP6S	0.019
		Mushroom head Ø 30	ZB5AC64	0.027
Key switch	XY2CE and XY2CED	With key no. 421	ZB5AG612R26	0.064
		With key no. 455	ZB5AG6R26	0.064
Keys for reset button	XY2CH, XY2CE, and XY2CED	No. 421	Q99900911	0.006
		No. 455	Q99900901	0.006
Pilot light head assemblies	XY2CE and XY2CED	Red	XY2CZ800	0.015
		Orange	XY2CZ801	0.015
Set of 5 cover gaskets	XY2CE and XY2CED	–	XY2CZ805	0.122
Mounting nut, plastic, gray	XY2CE and XY2CED	–	ZB5AZ901	0.002
Mounting nut tightening key, plastic, gray	XY2CE and XY2CED For mounting nut ZB5AZ901	–	ZB5AZ905	0.016



Description	For use with	Voltage	Sold in lots of	Unit reference	Weight kg	
Pilot lights With bulb DL1AA●●● included	XY2CH Color: orange	24 V ~/-	1	XY2CZ0024 (1)	0.035	
		130 V ~/-	1	XY2CZ0130 (1)	0.035	
		230 V ~/-	1	XY2CZ0230 (1)	0.035	
Power LED	XY2CE and XY2CED Color: red	24 V ~/-	5	ZALVB4	0.015	
		48 to 120 V ~	5	ZALVG4	0.015	
		230 to 240 V ~	5	ZALVM4	0.015	
	XY2CE and XY2CED Color: yellow	24 V ~/-	5	ZALVB5	0.015	
		48 to 120 V ~	5	ZALVG5	0.015	
		230 to 240 V ~	5	ZALVM5	0.015	
	Incandescent bulbs, screw base fitting	XY2CH	24 V - 6 W	10	DL1AA024	0.004
			130 V - 6 W	10	DL1AA127	0.004
			230 V - 6 W	10	DL1AA220	0.004
Set of 5 collars	For mounting bulbs DL1AA127 and DL1AA220 in pilot lights XY2CZ●●●	–	5	XY2CZ908	0.018	

(1) Only for use as replacement parts on switches pre-equipped with pilot lights. CCC approval no longer applies if an XY2CZ●●● pilot light is mounted on XY2CH switches.



D			
DL1AA024	14	XY2CZ0024	14
DL1AA127	14	XY2CZ102	12
DL1AA220	14	XY2CZ105	12
		XY2CZ107	12
		XY2CZ110	12
		XY2CZ0130	14
		XY2CZ210	12
		XY2CZ213	12
		XY2CZ0230	14
		XY2CZ301	12
		XY2CZ302	12
		XY2CZ303	12
		XY2CZ402	12
		XY2CZ403	12
		XY2CZ404	12
		XY2CZ503	12
		XY2CZ513	12
		XY2CZ523	12
		XY2CZ524	12
		XY2CZ601	12
		XY2CZ602	12
		XY2CZ611	12
		XY2CZ701	12
		XY2CZ702	12
		XY2CZ703	12
		XY2CZ704	12
		XY2CZ705	12
		XY2CZ708	12
		XY2CZ712	12
		XY2CZ713	12
		XY2CZ715	12
		XY2CZ718	12
		XY2CZ800	14
		XY2CZ801	14
		XY2CZ805	14
		XY2CZ908	14
		XY2CZ918	13
		XY2CZ1015	12
		XY2CZ3015	12
		XY2CZ3020	12
		XY2CZ9310	13
		XY2CZ9315	13
		XY2CZ9320	13
		XY2CZ9330	13
		XY2CZ9425	13
		XY2CZ9525	13
		XY2CZ9550	13
		XY2CZ9570	13
		XY2CZ96140	13
		XY2CZ96200	13
		Z	
		ZALVB4	14
		ZALVB5	14
		ZALVG4	14
		ZALVG5	14
		ZALVM4	14
		ZALVM5	14
		ZB5AA639	14
		ZB5AC64	14
		ZB5AG6R26	14
		ZB5AG612R26	14
		ZB5AP6S	14
		ZB5AZ901	14
		ZB5AZ905	14

Schneider Electric Industries SAS

Head Office
35, rue Joseph Monier
F-92500 Rueil-Malmaison
France

www.tesensors.com

The information provided in this documentation contains general descriptions and/or technical characteristics of the performance of the products contained herein. This documentation is not intended as a substitute for and is not to be used for determining suitability or reliability of these products for specific user applications. It is the duty of any such user or integrator to perform the appropriate and complete risk analysis, evaluation and testing of the products with respect to the relevant specific application or use thereof. Neither Schneider Electric nor any of its affiliates or subsidiaries shall be responsible or liable for misuse of the information contained herein.

Design: Schneider Electric
Photos: Schneider Electric