








Identification	Conductor cross-section (mm ²)	Part number	Drawing (dimensions in mm)
<p>Removal tool, Han D[®] Insert tool from the mating side of the connector until it comes to a stop. By putting additional pressure on the tool the contact is unlocked and pushed out towards the termination side.</p>		09 99 000 0012	
<p>Replacement-tip, for part number 09 99 000 0012</p>		09 99 000 0004	
<p>Removal tool, Han D[®], Service Insert tool from the mating side of the connector until it comes to a stop. The contact is unlocked by pushing the central plunger.</p>		09 99 000 0052	
<p>Removal tool, Han[®] C</p>	1,5 ... 6 10	09 99 000 0305 09 99 000 0381	
<p>Removal tool for crimp contacts Insert the tool from the termination side until it comes to a stop. After that the contact with the attached wire can be pulled out of the isolator body.</p>		09 99 000 0319	
<p>Removal tool, Han-Quintax[®], for Quintax contact</p>		09 99 000 0323	
<p>Removal tool for crimp contacts, for contact in the multi module</p>		09 99 000 0328	
<p>Insertion / removal tools, Han-Modular[®], for D-Sub crimp contact</p>		09 99 000 0368	