

# Panel Mount Solid State Relay Three Phase AC Output



RoHS  
Compliant



## Description

Three-phase AC output solid state relay, control voltage is 90-280V AC or 4-32V DC, load current is 60A. Load voltage range 24-530V AC. SCR output, dielectric strength  $\geq 4000\text{Vrms}$  (Input/Output),  $\geq 2500\text{Vrms}$  (Input, Output/Base).

## Features

- Zero Crossing
- Rated Load Current: 60A
- SCR Output
- Dielectric Strength  $\geq 4000\text{Vrms}$
- Internal RC/MOV Protection Circuit

## Application

Three-phase Motor Control, Kiln Temperature Control System, Large Oven etc.

## Technical Specification

Input Circuit		
Control Voltage Range	AC Control	90-280V AC
	DC Control	4-32V DC
Minimum Turn-on Voltage	AC Control	90V AC
	DC Control	4V DC
Minimum Turn-off Voltage	AC Control	15V AC
	DC Control	1V DC
Maximum Reverse Voltage	DC Control	32V DC
Maximum Input Current	AC Control	30mA @ 280V AC
	DC Control	35mA @ 32V DC
Load Voltage Range	480V	24 -530V AC
Maximum Turn-on Time	AC Control	40ms
	DC Input Random-on	1ms
	DC Input Zero-on	10ms
Maximum Turn-off Time	AC Control	20ms
	DC Control	10ms
Maximum Surge Current [@10ms]	60A	860A
Transient Over Voltage	480V	1200Vpk
Maximum I <sup>2</sup> t For Fusing [@10ms]	60A	3698A <sup>2</sup> S
Maximum Off-State Leakage Current [@ Rated Voltage]		5mA
Maximum On-State Voltage Drop [@ Rated Current]		1.6Vrms
Minimum Off-State dv/dt [@ Maximum Rated Voltage]		$\geq 500\text{ V}/\mu\text{s}$

www.element14.com  
www.farnell.com  
www.newark.com



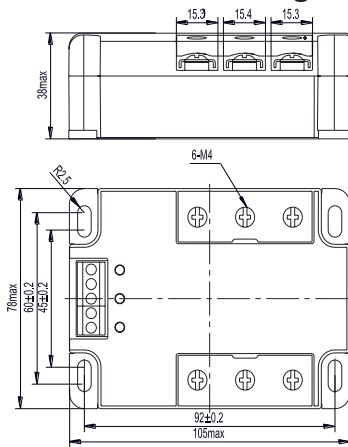
# Panel Mount Solid State Relay

## Three Phase AC Output



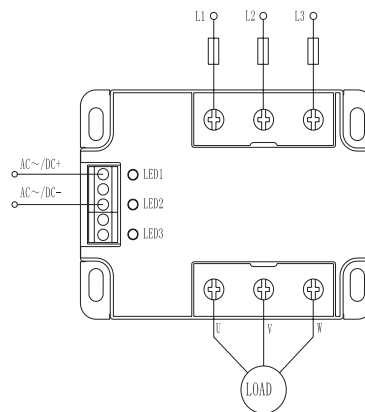
General Information		
Dielectric Strength [50/60Hz]	Input/Output	≥4000Vrms
	Input, Output/Base	≥2500Vrms
Ambient Operating Temperature Range		-30°C ~ +80°C
Ambient Storage Temperature Range		-30°C ~ +100°C
Weight [Typical]		530g

### Installation Drawing



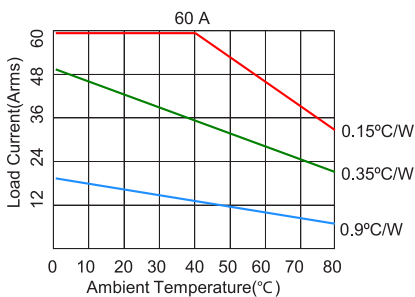
Dimensions : Millimetres

### Wiring Diagram



AC ~ (DC+) : AC Control Input (DC Control Anode Input)  
 AC ~ (DC-) : AC Control Input (DC Control Cathode Input)  
 LED2: Input Indicator

### Thermal Curve



### Part Number Table

Description	Part Number
SSR, 3 Phase, Panel Mount, 60A, 480V AC, 90-280V AC, Zero Crossing	MC002370
SSR, 3 Phase, Panel Mount, 60A, 480V AC, 4-32V DC, Zero Crossing	MC002371

**Important Notice :** This data sheet and its contents (the "Information") belong to the members of the Premier Farnell group of companies (the "Group") or are licensed to it. No licence is granted for the use of it other than for information purposes in connection with the products to which it relates. No licence of any intellectual property rights is granted. The Information is subject to change without notice and replaces all data sheets previously supplied. The Information supplied is believed to be accurate but the Group assumes no responsibility for its accuracy or completeness, any error in or omission from it or for any use made of it. Users of this data sheet should check for themselves the Information and the suitability of the products for their purpose and not make any assumptions based on information included or omitted. Liability for loss or damage resulting from any reliance on the Information or use of it (including liability resulting from negligence or where the Group was aware of the possibility of such loss or damage arising) is excluded. This will not operate to limit or restrict the Group's liability for death or personal injury resulting from its negligence. Multicomp is the registered trademark of the Group. © Premier Farnell Limited 2016.

www.element14.com  
 www.farnell.com  
 www.newark.com

