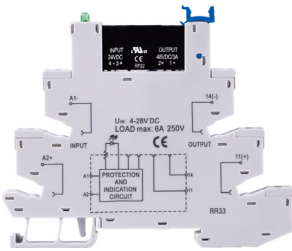


DIN Rail Mount Solid State Relay

Single Phase DC Output



RoHS
Compliant



Description

This is printed board mounted DC output solid state relay. Control voltage is 12V DC and 24V DC load current is 0.1A and 4A load voltage is 24V DC or 48V DC, dielectric strength is 2500V AC, suitable for PLC control of socket installation.

Application

Suitable for PLC control of socket installation.

Features

- Control Voltage: 12V DC and 24V DC
- Load Voltage: 24V DC, 48V DC
- Load Current is 0.1A, 4A
- MOSFET output (for 4A)
- Dielectric strength: 2500Vrms
- PCB or socket mounted

Technical Specification

Input Circuit		
Control Voltage Range	12V DC	9.6-14.4V DC
	24V DC	19.2-28.8V DC
Must Turn-On Voltage	12V DC	9.6V DC
	24V DC	19.2V DC
Must Turn-Off Voltage		1VDC
Maximum Input Current		25mA
Output Circuit		
Load Voltage Range	24	3-28V DC
	48	3-58VDC
Transient Over voltage	24	33V DC
	48	58V DC
Load Current Range	0.1A	0.001 - 0.1A
	4A	0.02 - 4A
Maximum Turn-On Time		300µs
Maximum Turn-Off Time		300µs
Maximum Surge Current (@10 ms)	0.1A	1A
	4A	48A
Maximum Off-State Leakage Current [@ Rated Voltage]		0.1mA
Maximum On-State Voltage Drop	0.1A	1.5V DC
Maximum On-state Resistance	4A	37mΩ

www.element14.com
www.farnell.com
www.newark.com



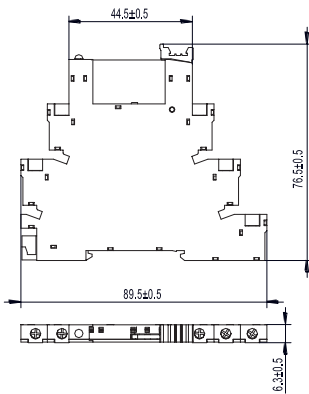
DIN Rail Mount Solid State Relay

Single Phase DC Output



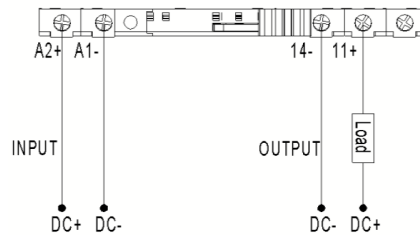
General Information	
Dielectric strength Input/Output (50/60Hz)	2500Vrms
Ambient Operating Temperature Range	-30°C ~ +80°C
Ambient Storage Temperature Range	-30°C ~ +100°C
Weight (Typical)	30g

Installation Drawing

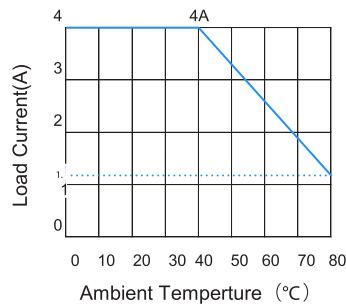
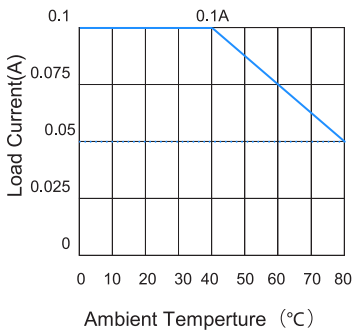


Dimensions : Millimetres

Wiring Diagram



Thermal Curve



Part Number Table

Description	Part Number
SSR, DIN Rail Mount, 4A, 24V DC, 12V DC, Zero Crossing	MC002275
SSR, DIN Rail Mount, 4A, 24V DC, 24V DC, Zero Crossing	MC002276
SSR, DIN Rail Mount, 0.1A, 48V DC, 12V DC, Zero Crossing	MC002277

Important Notice : This data sheet and its contents (the "Information") belong to the members of the Premier Farnell group of companies (the "Group") or are licensed to it. No licence is granted for the use of it other than for information purposes in connection with the products to which it relates. No licence of any intellectual property rights is granted. The Information is subject to change without notice and replaces all data sheets previously supplied. The Information supplied is believed to be accurate but the Group assumes no responsibility for its accuracy or completeness, any error in or omission from it or for any use made of it. Users of this data sheet should check for themselves the Information and the suitability of the products for their purpose and not make any assumptions based on information included or omitted. Liability for loss or damage resulting from any reliance on the Information or use of it (including liability resulting from negligence or where the Group was aware of the possibility of such loss or damage arising) is excluded. This will not operate to limit or restrict the Group's liability for death or personal injury resulting from its negligence. Multicomp is the registered trademark of the Group. © Premier Farnell Limited 2016.

www.element14.com
www.farnell.com
www.newark.com

