

**Industrial Ethernet
IE-PCB-RJ45-THR-C6-S**

Weidmüller Interface GmbH & Co. KG
Klingenbergstraße 16
D-32758 Detmold
Germany
Fon: +49 5231 1429-0
Fax: +49 5231 14292083
www.weidmueller.com



IE plug-in connectors, IP20, for copper and fibre optic cables

General ordering data

Type	IE-PCB-RJ45-THR-C6-S
Order No.	1433920000
Version	RJ45 PCB socket, Cat.6 (ISO/IEC 11801), 180°, THT solder connection, IP20
GTIN (EAN)	4050118238594
Qty.	80 pc(s).
Packaging	Tray; Rs = 10 ⁹ - 10 ¹² Ω

Data sheet

Industrial Ethernet IE-PCB-RJ45-THR-C6-S

Weidmüller Interface GmbH & Co. KG
 Klingenbergstraße 16
 D-32758 Detmold
 Germany
 Fon: +49 5231 1429-0
 Fax: +49 5231 14292083
 www.weidmueller.com

Technical data

Dimensions and weights

Net weight 0.44 g

Temperatures

Operating temperature -40 °C...85 °C Storage temperature
 Installation temperature

Electrical properties

Contact resistance	≤ 20 mΩ	Dielectric strength, contact / contact	≥ 1000 V DC
Insulation resistance	> 500 MΩ	Rated current	1.5 A
Rated voltage	125 V AC		

Material data

Insulating material	PA 66	Insulating material group	II
CTI	≥ 500	UL 94 flammability rating	V-0
Contact material	Phosphorus bronze	Contact surface	Selective gold 30 μ"
Shielding material	Copper alloy	Shield surface	nickel-plated

Standards

Connector standard IEC 60603-7-51 Certificate No. (UL) E471884

System parameters

Category	Cat.6 (ISO/IEC 11801)	Wiring	8-core
Outgoing elbow	180°	Number of solder pins per pole	1
Mounting onto the PCB	THT solder connection	Solder eyelet hole diameter (D)	0.9 mm
Solder eyelet hole diameter tolerance (D)	± 0.1 mm	Solder pin length (l)	3.2 mm
Solder pin dimensions	0.40 x 0.30 mm	Pitch in inches (P)	0.05 inch
Pitch in mm (P)	1.27 mm	Insulation resistance	> 500 MΩ
No. of poles	8	Packaging	Tray; Rs = 10 ⁹ - 10 ¹² Ω
Pin series quantity	1	Plugging cycles	750
Protection degree	IP20	Shielding	Yes

Classifications

ETIM 6.0	EC001121	eClass 6.2	27-25-05-04
eClass 7.1	27-25-05-04	eClass 8.1	19-17-01-25
eClass 9.0	19-17-01-25	eClass 9.1	27-44-09-90

Product information

Descriptive text ordering data Other versions on request

Approvals

Approvals



ROHS Conform

Creation date September 19, 2017 7:56:49 AM CEST

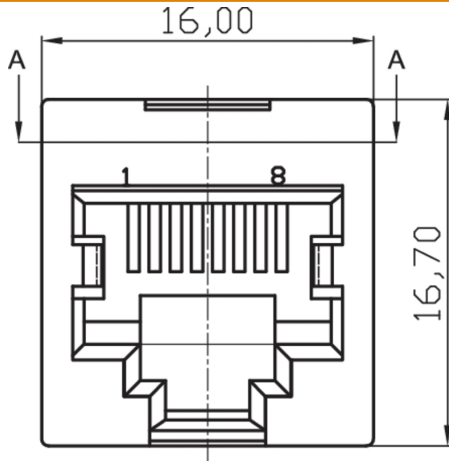
Catalogue status 18.09.2017 / We reserve the right to make technical changes.

**Industrial Ethernet
IE-PCB-RJ45-THR-C6-S**

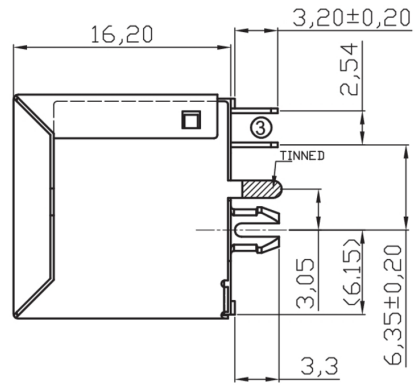
Weidmüller Interface GmbH & Co. KG
 Klingenbergstraße 16
 D-32758 Detmold
 Germany
 Fon: +49 5231 1429-0
 Fax: +49 5231 14292083
 www.weidmueller.com

Drawings

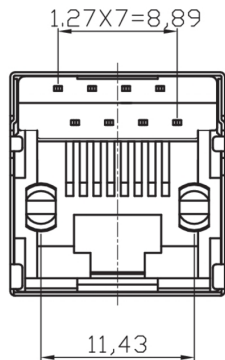
Dimensioned drawing



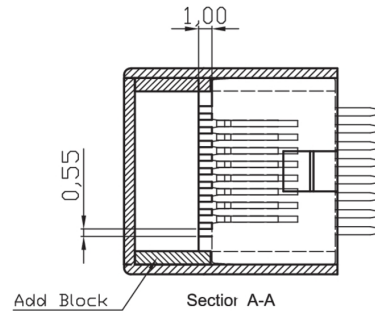
Dimensioned drawing



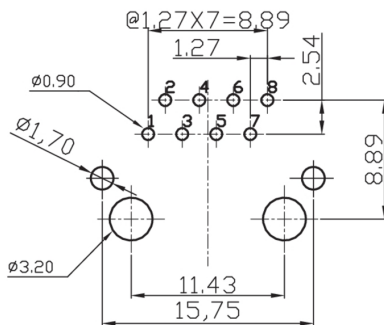
Dimensioned drawing



Dimensioned drawing



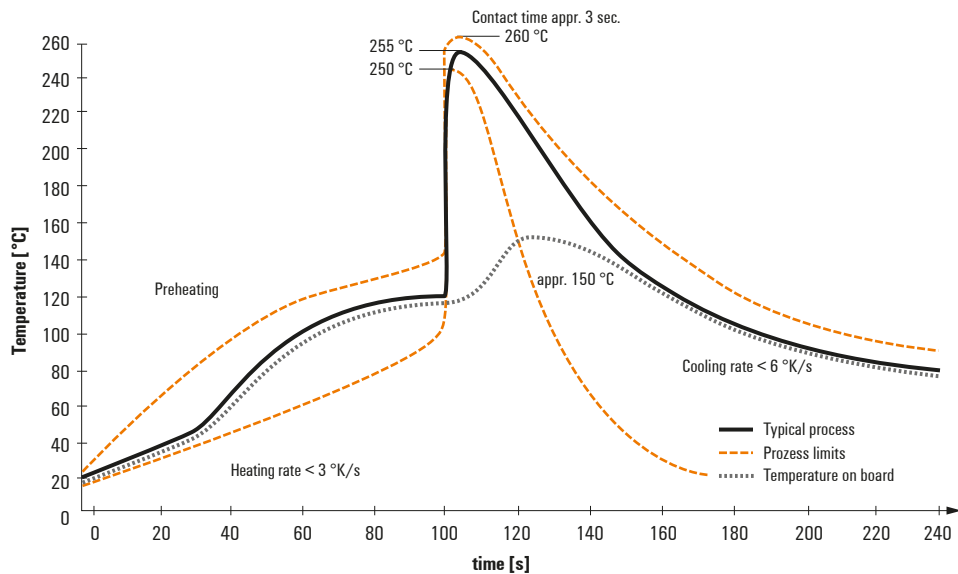
PCB design



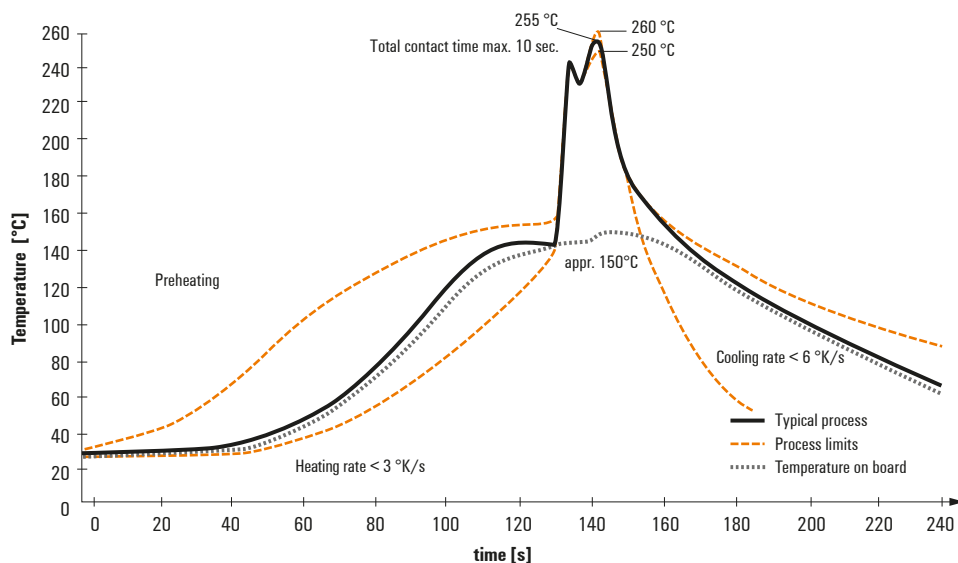
Recommended wave soldering profiles

Weidmüller Interface GmbH & Co. KG
 Klängenbergstraße 16
 D-32758 Detmold
 Germany
 Fon: +49 5231 14-0
 Fax: +49 5231 14-292083
 www.weidmueller.com

Single Wave:



Double Wave:



Wave soldering profiles

Wired connection elements should be processed in accordance with the DIN EN 61760-1 standard. We have included two recommendations for practical wave soldering profiles, with which Weidmüller PCB terminals and connectors are qualified.

When choosing a suitable profile for your application, the following factors also need to be considered:

- PCB thickness
- Proportion of Cu in the layers
- Single/double-sided assembly
- Product range
- Heating and cooling rates

The single and double wave profiles each indicate the recommended operating range, including the maximum soldering temperature of 260°C. In practice, the maximum soldering temperature is quite often well below the above maximum profile.