



Main

Range of product	OsiSense XU
Series name	Application material handling
Electronic sensor type	Photo-electric sensor transmitter
Sensor name	XUB
Sensor design	Cylindrical M18
Detection system	Thru beam
Material	Plastic
Supply circuit type	DC
Wiring technique	3-wire
Electrical connection	1 male connector M12, 4 pins
Product specific application	-
Emission	Red laser thru beam (class 1), wavelength: 670 nm conforming to IEC 60825-1
[Sn] nominal sensing distance	0...100 m thru beam need a receiver

Complementary

Enclosure material	PBT
Lens material	PMMA
Add on input	Test by emission breaking
Status LED	1 LED (green) for supply on
[Us] rated supply voltage	12...24 V DC with reverse polarity protection
Supply voltage limits	10...30 V DC
Switching capacity in mA	<= 100 mA (overload and short-circuit protection)
Switching frequency	<= 1500 Hz
Voltage drop	<= 1.5 V (closed state)
Current consumption	25 mA (no-load)
Delay first up	< 80 ms
Delay response	< 0.4 ms
Delay recovery	< 0.4 ms
Diameter	18 mm
Length	66 mm
Product weight	0.04 kg

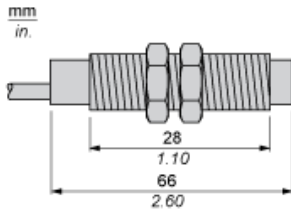
Environment

Product certifications	CE CSA UL
Ambient air temperature for operation	-10...45 °C
Ambient air temperature for storage	-40...70 °C
Vibration resistance	7 gn, amplitude = +/- 1.5 mm (f = 10...55 Hz) conforming to IEC 60068-2-6
Shock resistance	30 gn (duration = 11 ms) conforming to IEC 60068-2-27
IP degree of protection	IP67 double insulation conforming to IEC 60529

Offer Sustainability

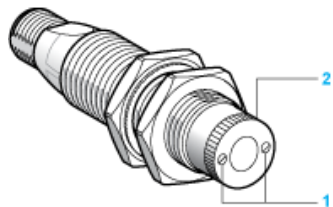
Sustainable offer status	Green Premium product
RoHS (date code: YYWW)	Compliant - since 0901 - Schneider Electric declaration of conformity
REACH	Reference not containing SVHC above the threshold

Dimensions



Mounting

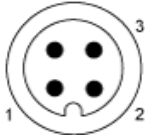
Adjustment



- (1) Adjust the focusing point of the laser beam by rotating the serrated sleeve
- (2) Located on the face of the sensor. Re-tighten fixing screws

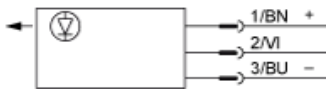
Wiring Schemes

M12 Connector



- 1 : (+)
- 2 : Beam break input
- 3 : (-)

Transmitter

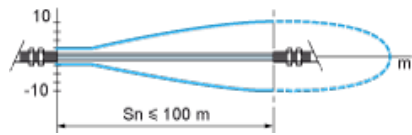


BN : Brown
BU : Blue

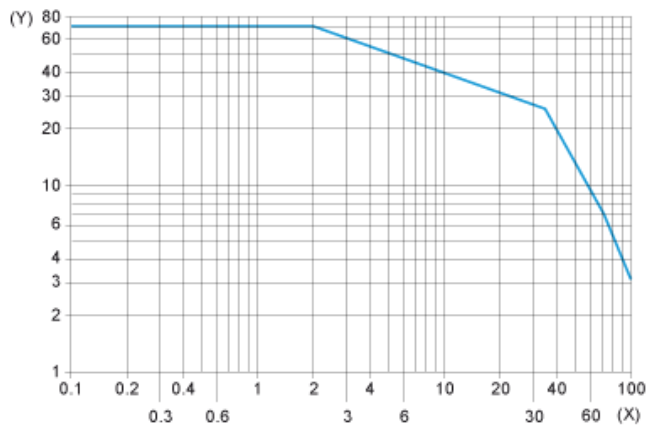
Input Not connected: beam made, connected to (-): beam broken
2/VI :

Curves

Detection Curve (Set to Infinity)

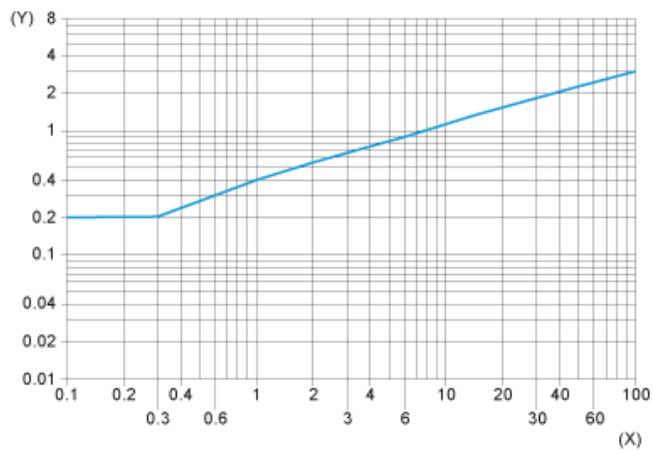


Excess Gain Curve



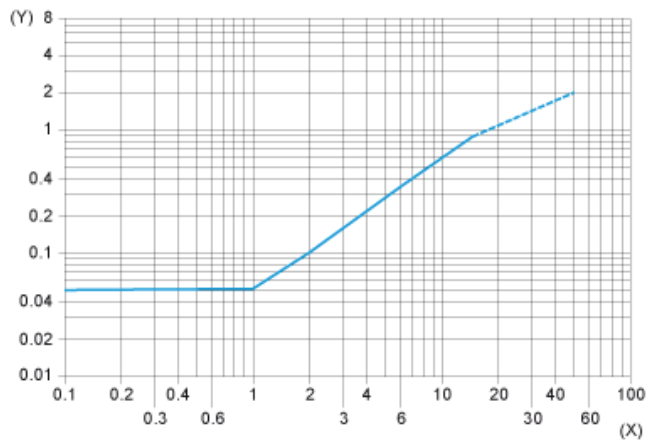
(X) Distance (m)
(Y) Gain

Standard Curve



(X) Distance focusing point (m)
(Y) Minimum size of the object to be detected (mm)

Detection Limit Curve



(X) Distance focusing point (m)

(Y) Minimum size of the object to be detected (mm)