



### Main

Range of product	OsiSense XX
Sensor type	Ultrasonic sensor
Series name	General purpose
Sensor name	XX9
Sensor design	Cylindrical M30
Detection system	Diffuse
[Sn] nominal sensing distance	8 m adjustable with teach push-button
Material	Plastic
Type of output signal	Analogue
Wiring technique	4-wire
Analogue output function	0...10 V
[Us] rated supply voltage	15...24 V DC with reverse polarity protection
Electrical connection	Male connector M12 4 pins
[Sd] sensing range	0.3...8 m
Beam angle	16 °
IP degree of protection	IP67 conforming to IEC 60529

### Complementary

Enclosure material	ULTEM
Front material	Epoxy
Thread type	M30 x 1.5
Supply voltage limits	14...28 V DC
Function available	Without synchronisation mode
[Sa] assured operating distance	0.3...8 m (teach mode)
Blind zone	0...300 mm
Transmission frequency	75 kHz
Repeat accuracy	2.54 %
Deviation angle from 90° of object to be detected	-5...5 °
Minimum size of detected object	Cylinder diameter 50.68 mm 4.732 m
Status LED	1 LED (dual colour) for setting-up assistance 1 LED (green) for supply on 1 LED (yellow) for output state
Current consumption	60 mA
Maximum switching capacity	>= 1 kOhm overload and short-circuit protection
Setting-up	Slope selection using teach button
Delay first up	1200 ms
Delay response	250 ms
Delay recovery	250 ms
Marking	CE
Threaded length	64.3 mm
Height	44 mm
Width	44 mm
Depth	118 mm
Product weight	0.115 kg

The information provided in this documentation contains general descriptions and/or technical characteristics of the performance of the products contained herein. This documentation is not intended as a substitute for and is not to be used for determining suitability or reliability of these products for specific user applications. It is the duty of any such user or integrator to perform the appropriate and complete risk analysis, evaluation and testing of the products with respect to the relevant specific application or use thereof. Neither Schneider Electric Industries SAS nor any of its affiliates or subsidiaries shall be responsible or liable for misuse of the information contained herein.

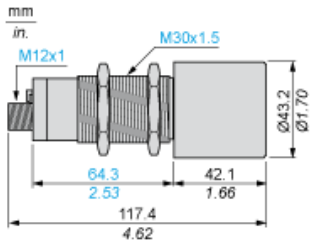
## Environment

Standards	IEC 60947-5-2
Ambient air temperature for operation	-20...60 °C
Ambient air temperature for storage	-40...80 °C
Vibration resistance	+/-1 mm conforming to IEC 60068-2-6 10...55 Hz
Shock resistance	30 gn in all 3 axes for 11 ms conforming to IEC 60068-2-27
Resistance to electrostatic discharge	8 kV level 4 conforming to IEC 61000-4-2
Resistance to electromagnetic fields	10 V/m level 3 conforming to IEC 61000-4-3
Resistance to fast transients	1 kV level 3 conforming to IEC 61000-4-4

## Offer Sustainability

Sustainable offer status	Not Green Premium product
RoHS (date code: YYWW)	Compliant - since 1140 - <a href="#">Schneider Electric declaration of conformity</a>
REACH	Reference contains SVHC above the threshold - <a href="#">go to CaP for more details</a>

Dimensions

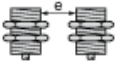


---

## Minimum Mounting Distances

---

### Side by side



e : respect the distances indicated on the detection curves

### Face to face



$e > 4 \times S_n$

---

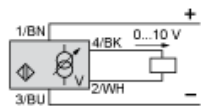
Wiring Diagram

---

4-Wire Type



- (1) (+)
- (2) Return signal or teach
- (3) (-)
- (4) Output signal

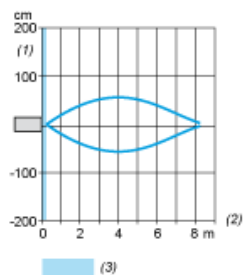


- BN Brown
- WH White
- BU Blue
- BK Black

---

Curves

---



- (1) Parallel movement
- (2) Distance
- (3) Blind zone for diffuse sensors.