

Header Style	Row Type	No. of Positions	Part Number	Pin Type
Vertical Mount	Single Row	1	5-146285-1	Solder Pin
		3	5-146297-3	Board Retention
		40	9-146285-0	Solder Pin
	Double Row	2	5-146261-1	Solder Pin
		80	9-146261-0	Solder Pin
		80	9-146273-0	Board Retention



Please refer to the product catalog for available plating and position sizes

Header Style	Row Type	No. of Positions	Part Number	Pin Type
Right Angle	Single Row	1	5-146304-1	Solder Pin
		3	5-146306-3	Board Retention
		40	9-146304-0	Solder Pin
	Double Row	2	5-146308-1	Solder Pin
		80	9-146308-0	Solder Pin
		80	9-146310-0	Board Retention




Please refer to the product catalog for available plating and position sizes

Header Style	Row Type	No. of Positions	Part Number	Plating
Stacked	Single Row	1	5-146455-1	Tin
		16	6-146455-6	Tin
		40	9-146467-0	15 Au
	Double Row	2	5-146483-1	Tin
		32	6-146483-6	Tin
		80	9-146495-0	15 Au



Please refer to the product catalog for available plating and position sizes

Header Style	Row Type	No. of Positions	Part Number	Packaging
Surface Mount	Single Row	3	5-147118-1	Tape/Reel Packaging
		9	5-146128-7	Tube
		15	6-146128-3	Tube
	Double Row	4	5-146130-1	Tube
		10	5-147279-2	Tape/Reel Packaging
		30	6-146130-4	Tube



Please refer to the product catalog for available plating and position sizes

Reeled Breakaway Headers

Header Style	Row Type	Plating	Part Number	Packaging
Reeled	Single Row	Tin	5-146852-1	Reel
		15 Au	5-146860-1	Reel
		30 Au	5-146870-1	Reel
	Double Row	Tin	5-146853-1	Reel
		15 Au	5-146861-1	Reel
		30 Au	5-146871-1	Reel



Please refer to the product catalog for available plating and position sizes

Questions that will help you better select the product that you need:

What is the available space?

- 0.100 Centerline spacing for single row.
- 0.100 inch x 0.100 inch (between rows) Centerline spacing for double row.

What is the Current rating (amp) requirement?

3.0 amp maximum for a single, contact in free air, 222 V (operating voltage) – Board Mounted Connector.

What wire size requirements are there?

32 AWG to 20 AWG wire can be used

What is the number of positions that are required?

- 1 through 36 positions for single row.
- 2 through 72 positions for double row.

Other position sizes available, please refer to the product catalog.

What configuration/orientation is required?

Single/Double Row: Vertical/Right Angle:
Through hole/Surface mount.*

*Surface mount not available as a right angle configuration

What is the operating temperature requirements?

-65° C to 105° C Range.

What are the environmental considerations?

Refer to TE Product Specifications 108-25007 (MOD V. High Pressure), and 108-25020 (MOD IV. Std. Pressure).

FOR MORE INFORMATION

TE Technical Support Center

USA:	+1 (800) 522-6752
Canada:	+1 (905) 475-6222
Mexico	+52 (0) 55-1106-0800
Latin/S. America:	+54 (0) 11-4733-2200
Germany:	+49 (0) 6251-133-1999
UK:	+44 (0) 800-267666
France:	+33 (0) 1-3420-8686
Netherlands:	+31 (0) 73-6246-999
China:	+86 (0) 400-820-6015

Part numbers in this brochure are RoHS Compliant*, unless marked otherwise.

*as defined www.te.com/leadfree

te.com


© 2013 Tyco Electronics Corporation, a TE Connectivity Ltd. Company. All Rights Reserved.

1-1773720-9 CIS WR 10/2013

TE Connectivity and TE connectivity (logo) are trademarks. Other logos, product and/or company names might be trademarks of their respective owners.

While TE has made every reasonable effort to ensure the accuracy of the information in this document, TE does not guarantee that it is error-free, nor does TE make any other representation, warranty or guarantee that the information is accurate, correct, reliable or current. TE reserves the right to make any adjustments to the information contained herein at any time without notice. TE expressly disclaims all implied warranties regarding the information contained herein, including, but not limited to, any implied warranties of merchantability or fitness for a particular purpose. The dimensions in this document are for reference purposes only and are subject to change without notice. Specifications are subject to change without notice. Consult TE for the latest dimensions and design specifications.





Quick Reference Guide

AMPMODU MOD IV, V Interconnection System & Shrouded & Breakaway Headers


The AMPMODU Mod IV & V interconnection system offers a wide variety of rugged and reliable wire-to-board interconnections which mate to breakaway headers and shrouded headers that are utilized to distribute low current signals throughout electronic equipment. Mod IV is ideal for standard pressure applications with minimal vibrations. Mod V is ideal for high pressure applications with high vibrations. Breakaway Headers offer a wide range of flexibility allowing the customer to stock just one part number while allowing that customer to adjust the size of the header needed. Shrouded Headers offer superior pin protection and come in both latching and non latching configurations. Some are polarized to prevent misalignment.

FEATURES AND BENEFITS

- Categorized in two groups: board mount headers, and cable to board receptacles
- Available in single and double row, vertical or right angle, shrouded and breakaway
- Formed from high conductivity copper alloy and selectively plated with gold for higher performance and reliability
- Housings on all board-mounted assemblies are made of high temperature tolerant materials and incorporate stand-offs for free drainage of flux cleaning solutions

PRODUCT APPLICATIONS

- Medical Equipment
- Gaming Equipment
- Automotive Controls
- Servers
- Test/Measurement Devices
- Factory Automation
- Telecommunication Equipment
- Storage Equipment
- Vending



Housing Style	Row Type	No. of Positions	Part Number	Features	
Polarized	Single Row	3	102241-1	Detent Latching	
		20	1-102241-8	Detent Latching	
		36	3-102241-4	Detent Latching	
	Double Row	N/A	6	2-87977-8	N/A
			34	4-87977-2	N/A
			72	5-87977-4	N/A
		Strain Relief	6	87631-1	No Strain Relief
			34	87733-8	Strain Relief
			72	5-87631-8	No Strain Relief
			8	1-102387-4	Center Polarized
			26	102387-6	Center Polarized
64	1-102387-2	Center Polarized			

Please refer to the product catalog for available position sizes

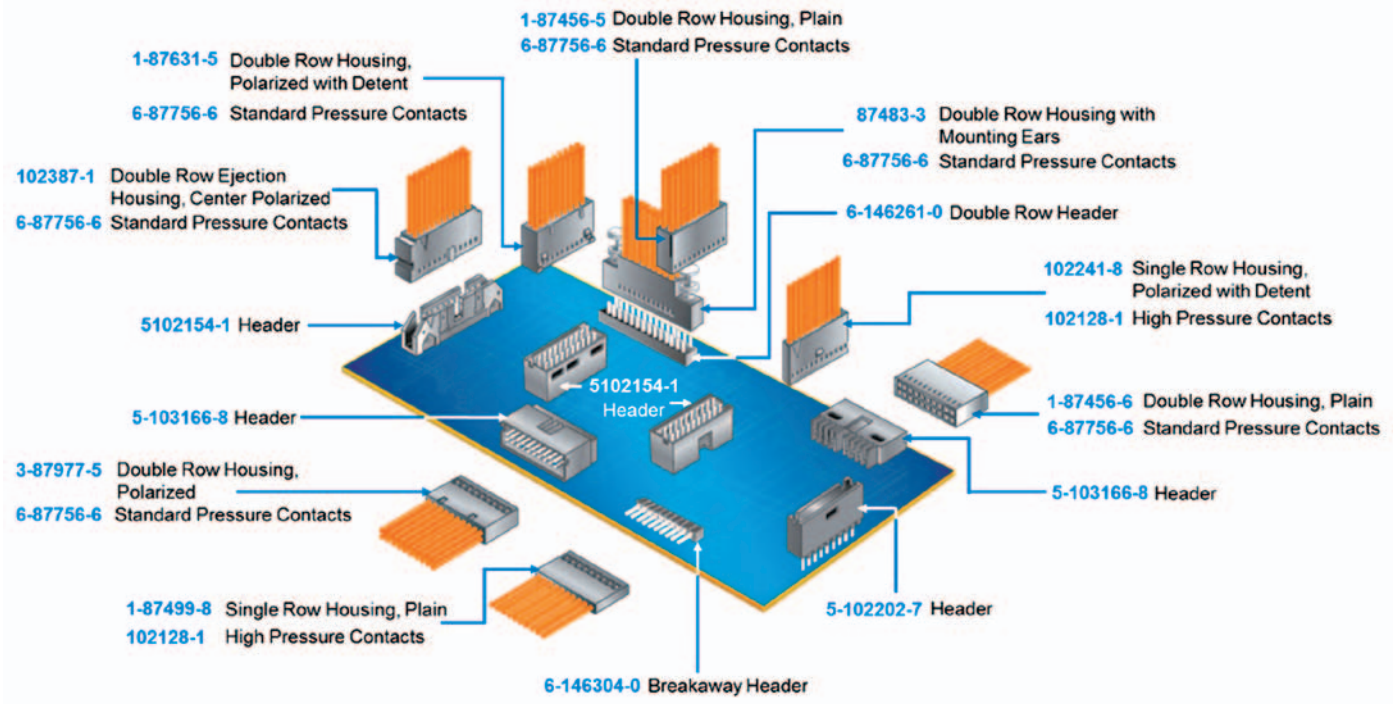


Housing Style	Row Type	No. of Positions	Part Number	Features
Non-Polarized	Single Row	1	7-87499-2	Unstamped PN
		20	3-87499-7	Stamped PN
		36	7-87499-0	Unstamped PN
	Double Row	2	5-87456-3	Unstamped PN
		32	2-87456-7	Unstamped PN
		72	4-87456-8	Stamped PN

Please refer to the product catalog for available position sizes



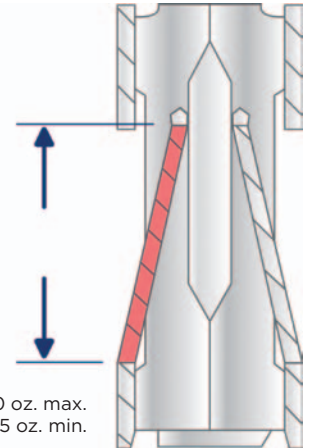
Accessories	Type	Part Number	Description
MOD IV, V	Keying Plugs	86286-1	Contact Plug
		87077-2	Housing Plug
	Strain Relief Tabs	87921-1	10-18 Positions
		87710-1	>20 Positions



Mod IV, V Contacts

Contact Style	Wire Size	Plating	Part Number	Pack Type
MOD IV Receptacle Contacts (Std Pressure)	32-27 AWG	30 Au	5-102316-8	Strip Form
		15 AU	6-102316-3	Loose Piece
		Tin	102316-5	Strip Form
	26-22 AWG	30 Au	6-87756-7	Strip Form
		15 AU	6-87756-6	Loose Piece
		Tin	87756-6	Strip Form
	24-20 AWG	30 Au	6-87523-9	Loose Piece
		15 AU	2-87523-3	Strip Form
		Tin	87523-6	Loose Piece

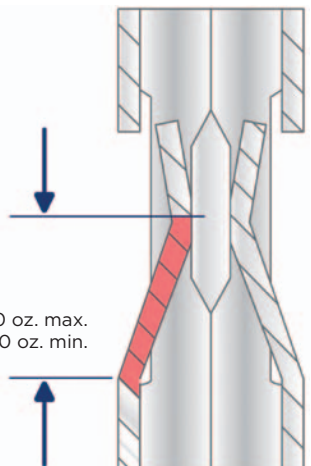
Please refer to the product catalog for available plating



Mating force: 9.0 oz. max.
Unmating force: 1.5 oz. min.

Contact Style	Wire Size	Plating	Part Number	Pack Type
MOD V Receptacle Contacts (High Pressure)	32-27 AWG	30 Au	103455-1	Strip Form
		30 Au	103455-2	Loose Piece
	26-22 AWG	30 Au	87809-1	Strip Form
		Tin	102128-2	Loose Piece
	24-20 AWG	30 Au	1-87309-4	Loose Piece
		Tin	87309-8	Strip Form

Please refer to the product catalog for available plating



Mating force: 20.0 oz. max.
Unmating force: 3.0 oz. min.



Row Type	Header Style	No. of Positions	Part Number	Packaging
Single Row	Vertical	3	5-103414-1	Tube
		13	6-103414-1	Tube
		25	7-103414-3	Tube
	Right Angle	3	5-103361-1	Tube
		13	6-103361-1	Tube
		25	7-103361-3	Tube

Please refer to the product catalog for available plating and position sizes



Row Type	Header Style	No. of Positions	Part Number	Features
Double Row	Vertical	6	5-103168-1	Detent Windows
		30	6-103168-3	Detent Windows
		6	5-104317-1	Plastic Holdowns
		30	6-104317-4	Plastic Holdowns
		10	87474-1	Mounting Ears
		60	2-87474-6	Mounting Ears
		10	87608-1	Mounting Ears (Bulkhead)
		60	2-87608-6	Mounting Ears (Bulkhead)
	Right Angle	6	5-102699-2	Action Pin
		60	7-102699-8	Action Pin
		6	5-103166-1	Detent Windows
		30	6-103166-3	Detent Windows
		6	5-103164-1	3 Sided Shroud
		60	7-103164-8	3 Sided Shroud
		10	5-104319-7	Plastic Holdowns
		48	5-104319-9	Plastic Holdowns

Please refer to the product catalog for available plating and position sizes