


Connectors in 3.81 mm pitch Series BC/SC 3.81

BCF 3.81/./180



Female plug with PUSH IN wire connection.

- Simply insert the wire and it's ready.
- Integrated push-button for opening the terminal point
- High component density because of very low height, especially when combined with the compact double-level SCDN / SCDN-THR male header.
- Available in closed version, with screw flange (F) and lock an release-lever (LR).

Weidmüller's 3.81-mm-pitch (0.15 inch) plug-in connectors are compatible with the layouts of standard connectors and offer space for labelling and coding.

Product data

IEC: 320 V / 17.5 A / 0.14 - 1.5 mm²
UL: 300 V / 10 A / AWG 24 - 16

For additional articles and information, refer to catalog.weidmueller.com

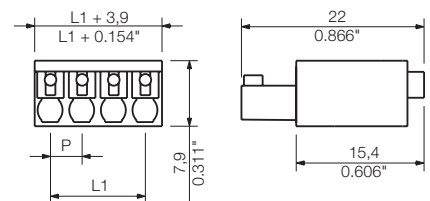
Note:

- Additional colours on request
- Gold-plated contact surfaces on request
- We recommend crimp shape A for wire-end ferrules with crimping tools PZ 1,5 (order no. 9005990000) or PZ 6/5 (order no. 9011460000) for the larger wire cross-sections.
- Rated current related to rated cross-section and min. No. of poles.
- Wire end ferrule without plastic collar to DIN 46228/1
- Wire end ferrule with plastic collar to DIN 46228/4
- P on drg. = pitch
- Rated data refer only to the component itself. Clearance and creepage distances to other components are to be designed in accordance with the relevant application standards.

BCF 3.81/./180



Dimensioned drawing



Technical data

In compliance with IEC 60664-1 / IEC 61984

Clamping range, max.	mm ²	0.14...1.5
Solid core H05(07) V-U	mm²	0.14...1.5
Stranded H07 V-R		
Flexible H05(07) V-K	mm ²	0.14...1.5
Flexible with ferrule	mm ²	0.2...1.5
Ferrule with plastic collar	mm ²	0.2...1.5
Stripping length	mm	8
Screwdriver blade	mm	0.4 x 2.5
According to norm		DIN 5264

Tightening torque range

Rated current, max. A **17.5** **17.5**

At ambient temperature 20°C 40°C

For conductor cross-section mm² 1

Overvoltage category III III II

Pollution severity 3 2 2

Rated voltage V **160** **160** **320**

Rated impulse voltage kV 2.5 2.5 2.5

UL / CUL (Use Group) B C D

Rated voltage V **300** **300**

Rated current A **10** **10**

AWG conductor AWG **24-16**

CSA (Use Group) B C D

Rated voltage V 300 300

Rated current A 10 10



AWG conductor AWG 24-16

General data

Type of insulation material	PA 66 GF 30
Flammability class UL 94	V-0
Contact base material	Copper alloy
Material of contact surface	tinned
Pin dimensions = d	mm
Solder eyelet Ø = D	mm
Solder eyelet Ø tolerance	mm

Accessories

Note: Refer to the Accessories chapter for additional accessories.

Screwdriver		Order No.
	SD 0,4x2,5x75	9009030000
	SDI 0,4x2,5x75	9008370000
Crimping tool		
	PZ 1.5	9005990000
	PZ 6/5	9011460000

Ordering data

Solder pin length		orange		black	
Colour					
Pitch 3.81 mm					
Pol.	L1	(inch)	Qty.	Order No.	Order No.
2	3.81	0.150	50	1969090000	1969890000
3	7.62	0.300	50	1969100000	1969920000
4	11.43	0.450	50	1969110000	1969950000
5	15.24	0.600	50	1969120000	1969970000
6	19.05	0.750	50	1969130000	1969980000
7	22.86	0.900	50	1969140000	1969990000
8	26.67	1.050	50	1969150000	1970000000
9	30.48	1.200	50	1969160000	1970040000
10	34.29	1.350	50	1969170000	1970130000
11	38.10	1.500	50	1969180000	1970170000
12	41.91	1.650	50	1969190000	1970190000
13	45.72	1.800	50	1969200000	1970200000
14	49.53	1.950	50	1969210000	1970210000
15	53.34	2.100	50	1969220000	1970220000
16	57.15	2.250	50	1969230000	1970230000
17	60.96	2.400	50	1969240000	1970240000
18	64.77	2.550	50	1969250000	1970250000

Representative derating curve

