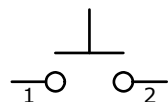

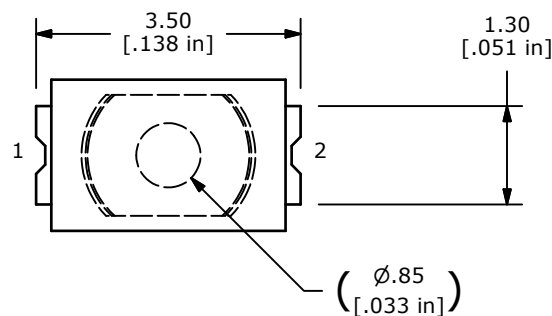
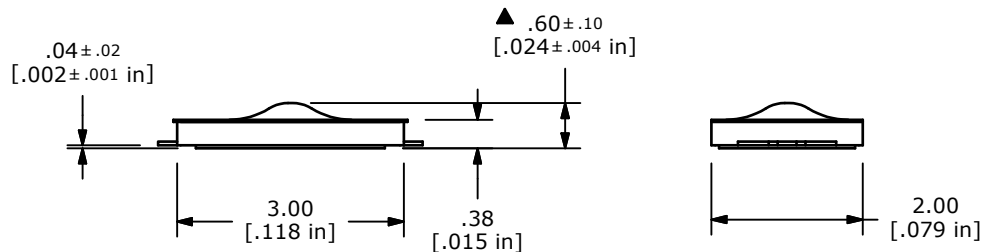


PCB LAYOUT



▲ CIRCUIT: SPST



NOTES:

1. ALL DIMENSIONS IN MM [INCH]
 x.x = +/-0.4
 x.xx = +/-0.25
2. TERMINAL NUMBERS FOR REF. ONLY
3. CONTACT MATERIAL: SILVER
4. CONTACT RATING: 50 mA; 12 VDC
5. TRAVEL: 0.13 ± 0.05mm
- ▲ 6. OPERATING FORCE: 330± 70 GRAMS
7. ELECTRICAL LIFE: 300,000 CYCLES
8. CONTACT RESISTANCE: 500mΩ MAX.
9. ▲DENOTES CRITICAL PARAMETER
10. BOUNCE: 10m SECONDS MAX
11. INSULATION RESISTANCE: 50MΩ MIN @ 100VDC.
12. DIELECTRIC STRENGTH: 250VAC FOR 1 MINUTE WITH NO BREAK DOWN
13. OPERATING TEMPERATURE: -40C to +85C
14. 2002/95/EC (ROHS) COMPLIANT; HALOGEN FREE



B	22666	Updated drawing Title	1/9/17	rc
A	22197	New Release	3/14/16	rc
REV	PCR NO	DESCRIPTION	DATE	BY

E-SWITCH®				
TITLE TL3780AF330QG				
SCALE	DATE	DR	DWG	REV
10:1	3/14/2016	rc	P003021	B

THE INFORMATION CONTAINED IN THIS DOCUMENT IS PROPRIETARY TO E-SWITCH AND IS NOT TO BE COPIED OR TRANSFERRED