
















TorqueFix In/lbs Pre-Set Handles



SKU	Product	Nm
28503	 TorqueFix Pre-Set Handle 5 In/lbs	0.56
28505	 TorqueFix Pre-Set Handle 7.5 In/lbs	0.84
28507	 TorqueFix Pre-Set Handle 10 In/lbs	1.12
28509	 TorqueFix Pre-Set Handle 12.5 In/lbs	1.41
28511	 TorqueFix Pre-Set Handle 15 In/lbs	1.69
28513	 TorqueFix Pre-Set Handle 20 In/lbs	2.25
28515	 TorqueFix Pre-Set Handle 25 In/lbs	2.82
28517	 TorqueFix Pre-Set Handle 30 In/lbs	3.39
28518	 TorqueFix Pre-Set Handle 35 In/lbs	3.95
28519	 TorqueFix Pre-Set Handle 40 In/Lbs	4.52
28521	 TorqueFix Pre-Set Handle 50 In/lbs	5.65
28523	 TorqueFix Pre-Set Handle 60 In/lbs	6.78
28525	 TorqueFix Pre-Set Handle 70 In/lbs	7.91

Details

ASME B107.14m, EN ISO 6789, BS EN 26789 Tools Marked with Serial No. & Include Calibration Certificate

An economical solution for accurate dedicated Torque Control Consistent Fastening Ergonomic Multi-Component Handle, particularly light and compact Audible and perceptible click when the pre-set torque has been attained ±6% Accuracy

Quality & Accuracy Guaranteed to 5000 Cycles or 1 year
Loosening torque approx. +30% greater than tightening torque

Automatically resets for next torque cycle

Additional Info

RoHS Compliant	Yes
TorqueControl Type	Pre-Set TorqueFix
Handle Grip Types	SoftFinish®
Torque Display Scale	Inch - lbs