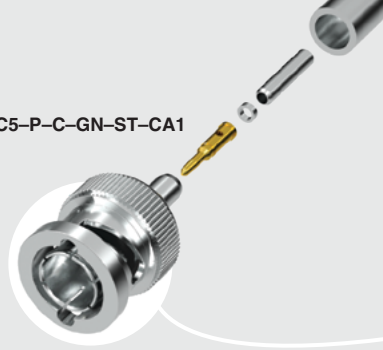



BNC5-P-C-GN-ST-CA1



BNC5-J-C-GN-ST-BH1



BNC5 SERIES

50 Ω BNC CABLE COMPONENTS

SPECIFICATIONS

For complete specifications and assembly instructions see www.samtec.com?BNC5-CA

Shell Material:

Brass

Contact Material:

Brass (-P)

Copper Alloy (-J)

Center Contact:

Soldered

Outer Contact:

Crimped

Impedance:

50 Ω

Frequency Range:

0-4 GHz

(Cable dependent)

Working Voltage:

500 Vrms max

Dielectric Withstanding:

1500 Vrms min


Operating Temp Range:

-65 °C to +125 °C

Locking feature

Fits RG 174,
RG 178 &
RG 316 cable

Plug or jack



BNC5

GENDER

TYPE

PLATING

ORIENTATION

TERMINATION

-P
= Plug-J
= Jack-C
= Cable

-GN
= 10 μ"
(0.25 μm)
Gold on
contact,
Nickel on
body

-ST
= Straight

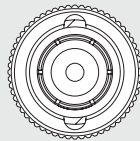
-CA1
= RG 174 / 316 Cable
(-P only)

-CA2
= RG 178 Cable
(-P only)

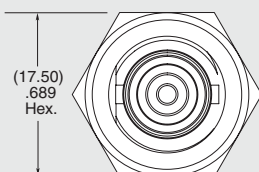
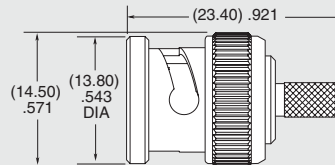
-BH1
= Bulkhead,
RG 174 / 316 Cable
(-J only)

-BH2
= Bulkhead,
RG 178 Cable
(-J only)

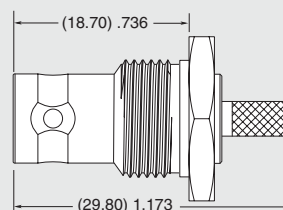
-BH1S
= Bulkhead,
RG 316 Cable,
Double Shield
(-J only)



-P



-J



Supplied with pins, washers, nuts, gaskets and ferrules. See website for dimensions.

Due to technical progress, all designs, specifications and components are subject to change without notice.

WWW.SAMTEC.COM

All parts within this catalog are built to Samtec's specifications.

Customer specific requirements must be approved by Samtec and identified in a Samtec customer-specific drawing to apply.

OTHER SOLUTIONS

- 50 Ω BNC Board Jacks
 - 50 Ω TNC Board Jacks
 - 50 Ω TNC Cable Components
- Contact Samtec.