

3A, 200V - 800V Glass Passivated Rectifier

FEATURES

- High efficiency, Low V_F
- High current capability
- High reliability
- High surge current capability
- Low power loss
- Compliant to RoHS Directive 2011/65/EU and in accordance to WEEE 2002/96/EC
- Halogen-free according to IEC 61249-2-21

KEY PARAMETERS		
PARAMETER	VALUE	UNIT
$I_{F(AV)}$	3	A
V_{RRM}	200 - 800	V
T_{JMAX}	150	°C
Package	DO-201AD	
Configuration	Single die	

APPLICATIONS

- Switching mode power supply
- HV-Charging
- Power Inverters
- Solar/Wind Renewable Energy
- Motor Drives



DO-201AD

MECHANICAL DATA

- Case: DO-201AD
- Molding compound meets UL 94V-0 flammability rating
- Packing code with suffix "G" means green compound (halogen-free)
- Terminal: Pure tin plated leads, solderable per J-STD-002
- Meet JESD 201 class 1A whisker test
- Weight: 1.2 g (approximately)

ABSOLUTE MAXIMUM RATINGS ($T_A = 25^\circ\text{C}$ unless otherwise noted)						
PARAMETER	SYMBOL	BY251G	BY252G	BY253G	BY254G	UNIT
Marking code on the device		BY251G	BY252G	BY253G	BY254G	
Repetitive peak reverse voltage	V_{RRM}	200	400	600	800	V
Reverse voltage, total rms value	$V_{R(RMS)}$	140	280	420	560	V
Forward current	$I_{F(AV)}$	3				A
Surge peak forward current, 8.3 ms single half sine-wave superimposed on rated load per diode	I_{FSM}	150				A
Junction temperature	T_J	-55 to +150				°C
Storage temperature	T_{STG}	-55 to +150				°C

THERMAL PERFORMANCE			
PARAMETER	SYMBOL	LIMIT	UNIT
Junction-to-ambient thermal resistance	$R_{\theta JA}$	40	°C/W

ELECTRICAL SPECIFICATIONS ($T_A = 25^\circ\text{C}$ unless otherwise noted)					
PARAMETER	CONDITIONS	SYMBOL	TYP	MAX	UNIT
Forward voltage per diode ⁽¹⁾	$I_F = 3\text{A}, T_J = 25^\circ\text{C}$	V_F	-	1.0	V
Reverse current @ rated V_R per diode ⁽²⁾	$T_J = 25^\circ\text{C}$	I_R	-	5	μA
	$T_J = 125^\circ\text{C}$		-	100	μA
Junction capacitance	1 MHz, $V_R = 4.0\text{V}$	C_J	40	-	pF

Notes:

1. Pulse test with $PW = 0.3\text{ ms}$
2. Pulse test with $PW = 30\text{ ms}$

ORDERING INFORMATION				
PART NO.	PACKING CODE	PACKING CODE SUFFIX	PACKAGE	PACKING
BY25xG (Note 1, 2)	A0	G	DO-201AD	500 / Ammo box
	R0		DO-201AD	1,250 / 13" Paper reel
	B0		DO-201AD	500 / Bulk packing

Note:

1. "x" defines voltage from 200V (BY251G) to 800V (BY254G)
2. Whole series with green compound (halogen-free)

EXAMPLE P/N				
EXAMPLE P/N	PART NO.	PACKING CODE	PACKING CODE SUFFIX	DESCRIPTION
BY251G A0G	BY251G	A0	G	Green compound

CHARACTERISTICS CURVES

($T_A = 25^\circ\text{C}$ unless otherwise noted)

Fig.1 Forward Current Derating Curve

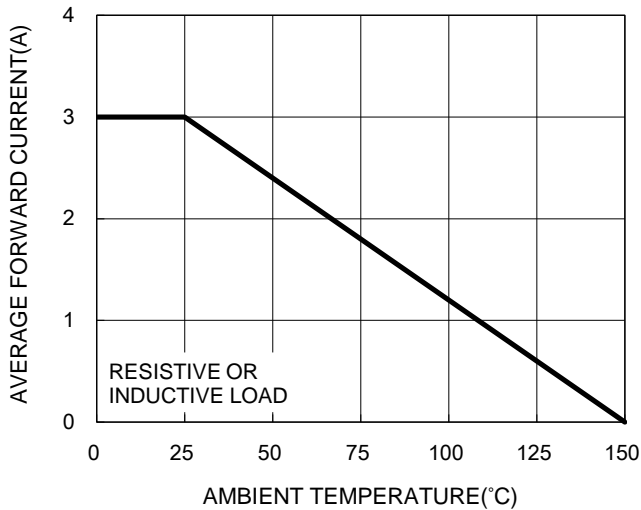


Fig.2 Typical Junction Capacitance

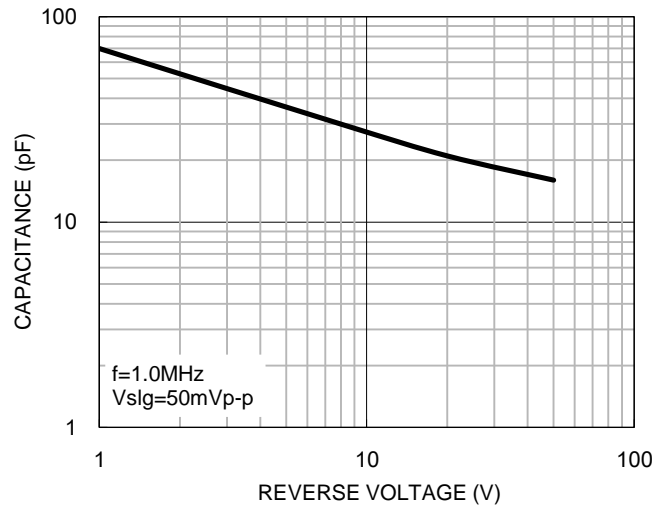


Fig.3 Typical Reverse Characteristics

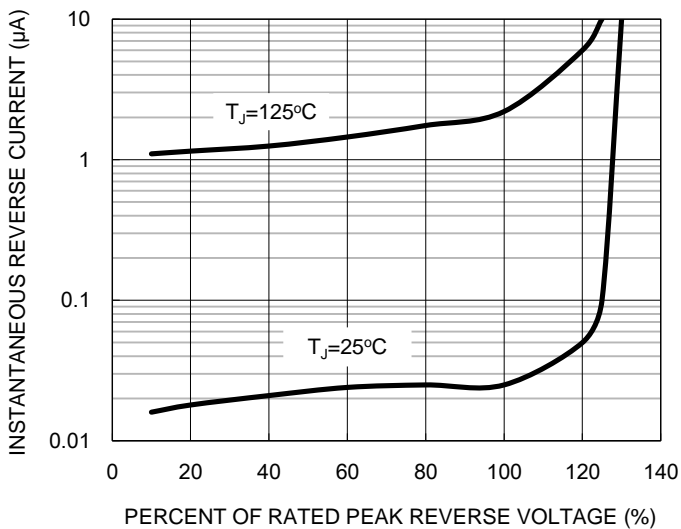
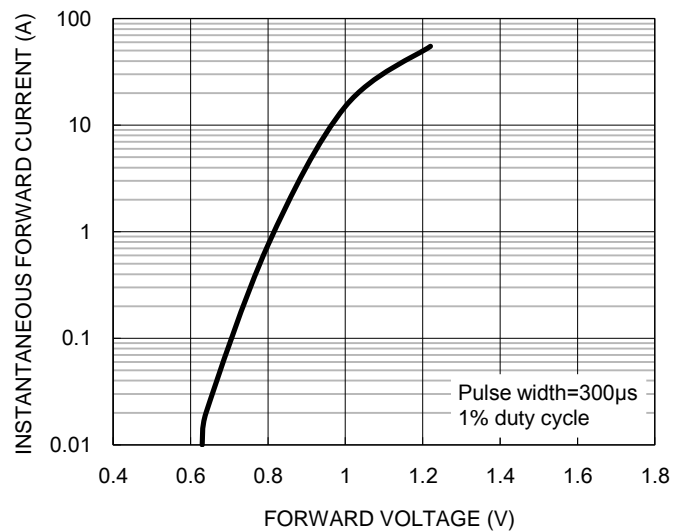


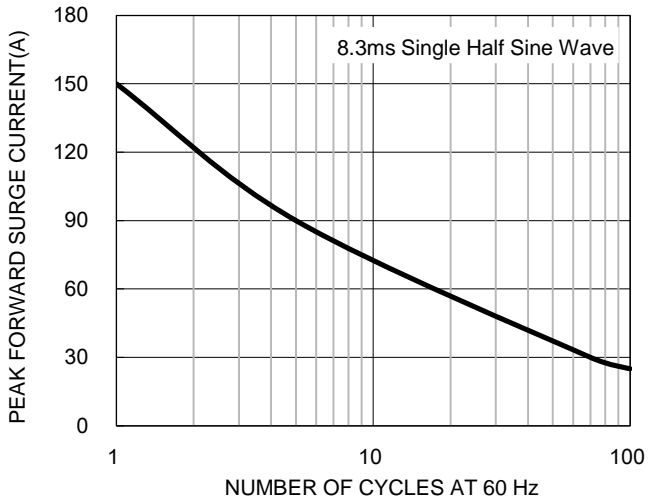
Fig.4 Typical Forward Characteristics



CHARACTERISTICS CURVES

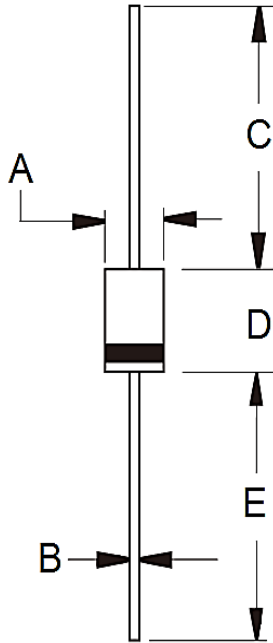
($T_A = 25^\circ\text{C}$ unless otherwise noted)

Fig.5 Maximum Non-repetitive Forward Surge Current



PACKAGE OUTLINE DIMENSIONS

DO-201AD



DIM.	Unit (mm)		Unit (inch)	
	Min	Max	Min	Max
A	5.00	5.60	0.197	0.220
B	1.20	1.30	0.048	0.052
C	25.40	-	1.000	-
D	8.50	9.50	0.335	0.375
E	25.40	-	1.000	-

MARKING DIAGRAM



- P/N = Marking Code
- G = Green Compound
- YWW = Date Code
- F = Factory Code

Notice

Specifications of the products displayed herein are subject to change without notice. TSC or anyone on its behalf, assumes no responsibility or liability for any errors or inaccuracies.

Information contained herein is intended to provide a product description only. No license, express or implied, to any intellectual property rights is granted by this document. Except as provided in TSC's terms and conditions of sale for such products, TSC assumes no liability whatsoever, and disclaims any express or implied warranty, relating to sale and/or use of TSC products including liability or warranties relating to fitness for a particular purpose, merchantability, or infringement of any patent, copyright, or other intellectual property right.

The products shown herein are not designed for use in medical, life-saving, or life-sustaining applications. Customers using or selling these products for use in such applications do so at their own risk and agree to fully indemnify TSC for any damages resulting from such improper use or sale.