



Classic filament LED Lamps

CLA LEDLuster ND 2-25W P45 E14 827 CL

Featuring a classic heritage design, Classic filament LED Lamps combine the familiar shapes of classic incandescent bulbs with the benefits of the long lasting LED technology. They deliver beautiful, decorative warm-white light while saving around 90% on energy costs compared with traditional light bulbs.

Product data

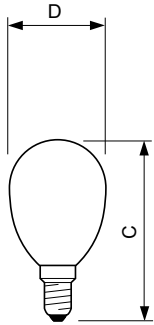
General Information		Lamp Current (Nom)	
Cap-Base	E14 [E14]		20 mA
Nominal Lifetime (Nom)	15000 h	Wattage Equivalent	25 W
Switching Cycle	20000X	Starting Time (Nom)	0.5 s
Technical Type	2-25W	Warm Up Time to 60% Light (Nom)	0.5 s
		Power Factor (Nom)	0.4
		Voltage (Nom)	220-240 V
Light Technical		Controls and Dimming	
Color Code	827 [CCT of 2700K]	Dimmable	No
Luminous Flux (Nom)	250 lm		
Luminous Flux (Rated) (Nom)	250 lm	Mechanical and Housing	
Color Designation	Warm White (WW)	Bulb Finish	Clear
Correlated Color Temperature (Nom)	2700 K		
Luminous Efficacy (Rated) (Nom)	125.00 lm/W	Approval and Application	
Color Consistency	<6	Energy Efficiency Label (EEL)	A++
Color Rendering Index (Nom)	80	Energy Consumption kWh/1000 h	2 kWh
LLMF At End Of Nominal Lifetime (Nom)	70 %		
Operating and Electrical		Product Data	
Input Frequency	50 to 60 Hz	Full product code	871869657413300
Power (Rated) (Nom)	2 W	Order product name	CLA LEDLuster ND 2-25W P45 E14 827 CL

Classic filament LED Lamps

EAN/UPC - Product	8718696574133
Order code	929001238602
Numerator - Quantity Per Pack	1
Numerator - Packs per outer box	10

Material Nr. (12NC)	929001238602
Net Weight (Piece)	0.014 kg

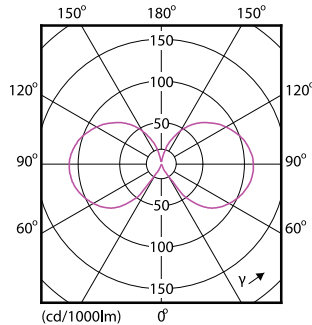
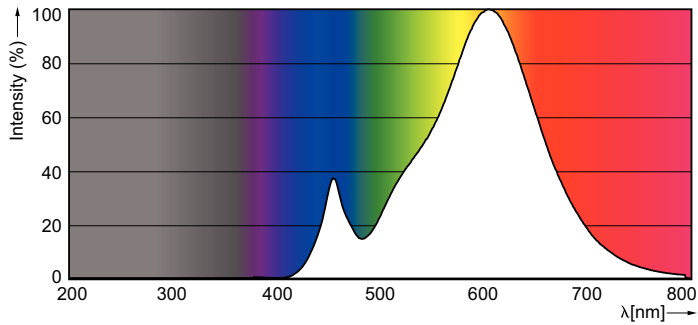
Dimensional drawing



Product	D	C
CLA LEDLuster ND 2-25W P45 E14 827 CL	45 mm	80 mm

filament 2.5W-25W 250lm NAD 2700K E14ND

Photometric data



General Uniform Lighting

Candela 2.2w 2700K E27P45 9290012387
1 x 250lm

This block contains a summary of photometric data for the lamp. It includes a small beam spread diagram, a CQS (Color Quality Scale) graph, and two tables: 'Luminous flux table' and 'Luminous efficacy table'. The tables provide detailed data for various beam angles and distances.

Classic filament LED Lamps

