

Push Button Switches

Round



Square

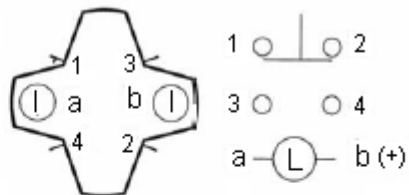


Rectangular

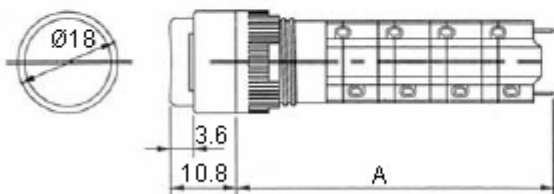


Round:

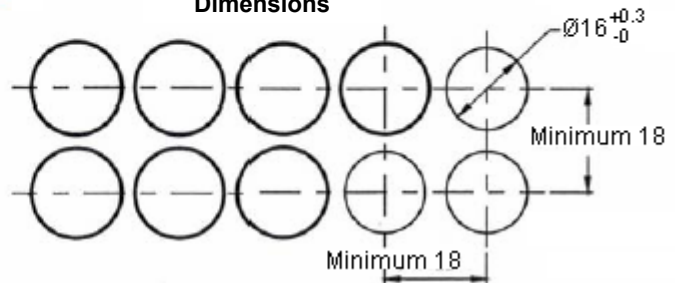
Bottom View



Mounting Dimensions

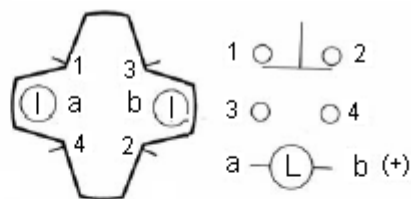


Dimensions

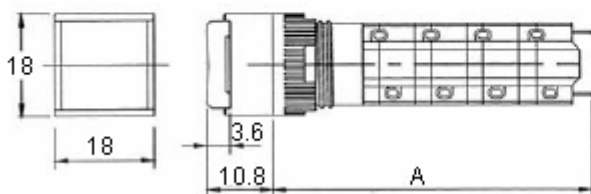


Square:

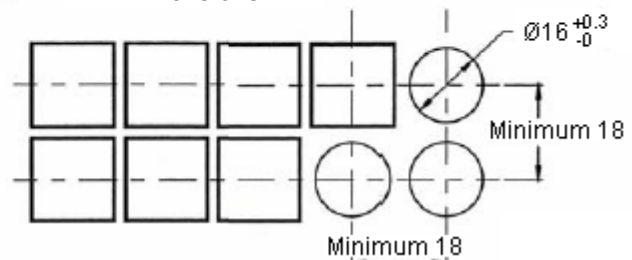
Bottom View



Mounting Dimensions



Dimensions

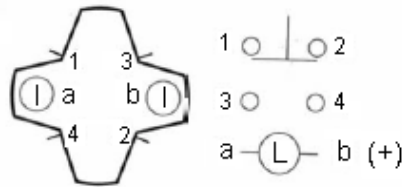


Dimensions : Millimetres

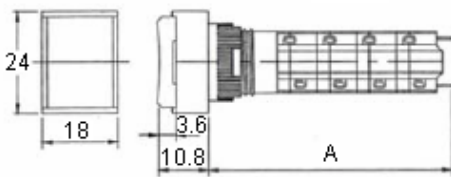
Push Button Switches

Rectangular:

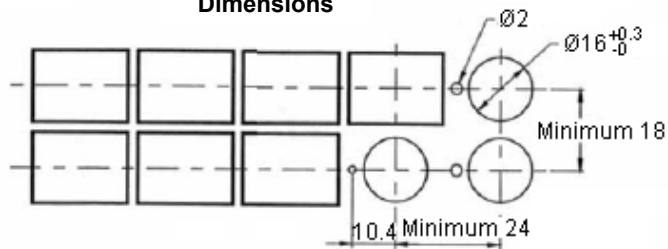
Bottom View



Mounting Dimensions



Dimensions



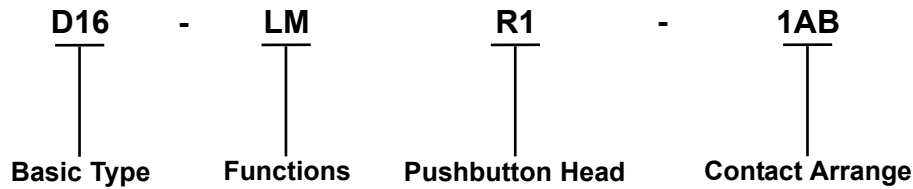
Dimensions : Millimetres

Specifications:

- Switch System : Each contact block has one double break snap action switching mechanism.
- Switch Mode : Momentary or alternate action, 1-4 poles.
- Contact Material : Soldering type-silver is standard; socket type-pin with golden plating.
- Body Material : High-grade temperature thermoplastic.
Contact housing moulded in electrical high-grade thermosetting plastic.
- Operating Travel : 3 mm.
- Actuating Force : 2-5 N depending on number of contact block.
- Mechanical Lifetime : > 2 million operations.
- Electric Rating : 250 V ac 5 A, 125 V ac 8 A, 250 V dc 0.2 A and 24 V dc 6 A.

Push Button Switches

Part Number Explanation:



Basic Type : D16 = Ø16 mm.
Functions : LM = Soldering type pushbutton switches with momentary action
 LA = Soldering type pushbutton switches with alternate action.
Pushbutton Head :



Contact Arrange : 1AB = 1 NO + 1 NC, 2AB = 2 NO + 2 NC.

Lens:

Round (Concave) **Rectangular** **Square**



Part Number Table

Description	Part Number
Lens, Blue, Round, 18 mm, for D16	50-001-01
Lens, Green, Round, 18 mm, for D16	50-001-02
Lens, Orange, Round, 18 mm, for D16	50-001-03
Lens, Red, Round, 18 mm, for D16	50-001-04
Lens, White, Round, 18 mm, for D16	50-001-05
Lens, Yellow, Round, 18 mm, for D16	50-001-06
Lens, Blue, 18 × 18 mm, for D16	50-003-01
Lens, Green, 18 × 18 mm, for D16	50-003-02
Lens, Orange, 18 × 18 mm, for D16	50-003-03
Lens, Red, 18 × 18 mm, for D16	50-003-04
Lens, White, 18 × 18 mm, for D16	50-003-05
Lens, Yellow, 18 × 18 mm, for D16	50-003-06

Push Button Switches

Part Number Table


Description	Part Number
Lens, Blue, 18 × 24 mm, for D16	50-002-01
Lens, Green, 18 × 24 mm, for D16	50-002-02
Lens, Orange, 18 × 24 mm, for D16	50-002-03
Lens, Red, 18 × 24 mm, for D16	50-002-04
Lens, White, 18 × 24 mm, for D16	50-002-05
Lens, Yellow, 18 × 24 mm, for D16	50-002-06

Cap:

Protection Cap



Spray Cover



Specifications:

- 50-011-01 : For square head (90°)
- 50-010-01 : Most requirement of IP65, two pieces of transparent plastic, rectangular head
- 50-011-02 : For rectangular head (90°)

Part Number Table

Description	Part Number
Cover, Protection, 18 × 18 mm, for D16	50-011-01
Cover, Splashguard, 18 × 24 mm, for D16	50-010-01
Cover, Protection, 18 × 24 mm, for D16	50-011-02

Important Notice : This data sheet and its contents (the "Information") belong to the members of the Premier Farnell group of companies (the "Group") or are licensed to it. No licence is granted for the use of it other than for information purposes in connection with the products to which it relates. No licence of any intellectual property rights is granted. The Information is subject to change without notice and replaces all data sheets previously supplied. The Information supplied is believed to be accurate but the Group assumes no responsibility for its accuracy or completeness, any error in or omission from it or for any use made of it. Users of this data sheet should check for themselves the Information and the suitability of the products for their purpose and not make any assumptions based on information included or omitted. Liability for loss or damage resulting from any reliance on the Information or use of it (including liability resulting from negligence or where the Group was aware of the possibility of such loss or damage arising) is excluded. This will not operate to limit or restrict the Group's liability for death or personal injury resulting from its negligence. Multicomp is the registered trademark of the Group. © Premier Farnell plc 2011.