

Plantronics Explorer 50

User Guide

Contents

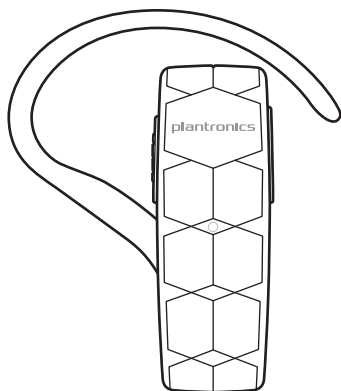
Welcome	3
What's in the box	4
Headset Overview	5
Be safe	5
Pair and Charge	6
Get Paired	6
Activate pair mode	6
Use two phones	6
Reconnect	6
Charge	6
Fit	7
The Basics	8
Answer or end a call	8
Adjust the volume	8
Mute	8
Voice dial (phone feature)	8
Specifications	9
Support	11

Welcome

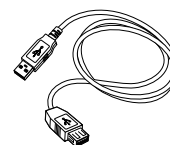
Congratulations on purchasing your new Plantronics product. This guide contains instructions for setting up and using your Explorer 50 headset.

Please refer to the safety instructions for important product safety information prior to installation or use of the product.

What's in the box



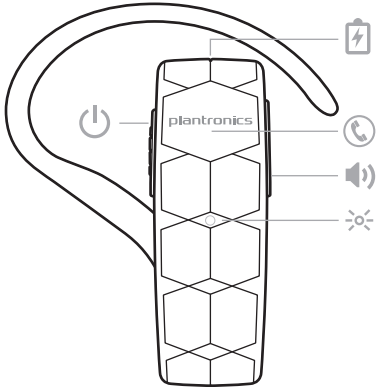
Headset








USB charge cable

NOTE Contents may vary by product.

Headset Overview



	Charge port
	Call button
	Volume button: Cycles through volume settings
	Headset LED (indicator light)
	Power button

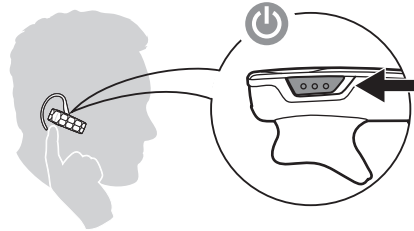
Be safe Please read the safety guide for important safety, charging, battery and regulatory information before using your new headset.

Pair and Charge

Get Paired

Be safe! Please read the separate safety guide for important safety information.

- 1 Wearing your headset, power it on. The first time you do this it will begin the pairing process. You hear "pairing" and the headset indicator lights flash red and blue.




- 2 Activate Bluetooth® on your phone and set it to search for new devices.
 - iPhone Settings > Bluetooth > On*
 - Android™ Settings > Bluetooth: On > Scan for devices*

NOTE *Menus may vary by device.

- 3 Select "PLT_E50."
If necessary, enter four zeros (0000) for the passcode or accept the connection.
Once successfully paired, you hear "pairing successful."


Activate pair mode

Press the Call button  until the indicator light flashes red and blue and you hear "pairing."


Use two phones

Multipoint technology lets you pair a second phone and answer calls on either phone. To pair a second or a new phone see "Activate pair mode."

Reconnect

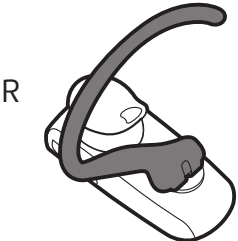
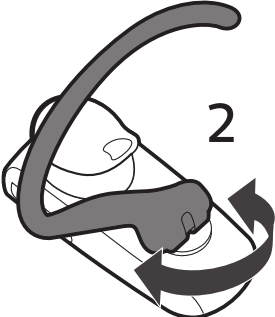
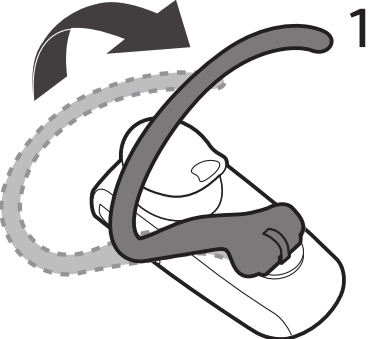
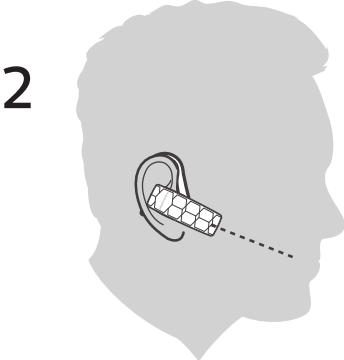

Bluetooth headset has up to a 33 feet (10 meters) effective range. If you lose connection, your headset will try to reconnect. If your headset doesn't reconnect, tap the Call button  or manually connect through the phone's Bluetooth device menu.

Charge

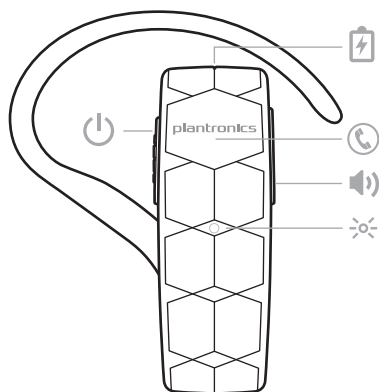
Your new headset has enough power to pair and make a few calls. It takes 2 hours to fully charge the headset; the indicator light  turns off once charging is complete.

Fit

You can wear your headset on your right or left ear. To adjust the fit, rotate the earloop as shown.



The Basics



Answer or end a call

Tap the Call button ☎.

Adjust the volume

Tap the Volume button 🔊 to cycle through preset levels.

Mute

While on an active call, press and hold the Volume button 🔊 for 2 seconds. You hear "mute on" or "mute off."

Voice dial (phone feature)

If your smartphone has a voice-enabled assistant, press the call button ☎ for 2 seconds and wait for phone prompt.

Specifications

Talk Time	Up to 11 hours
Standby Time	Up to 12 days
Operating Distance (Range)	Up to 33 feet (10 meters), Class II
Headset Weight	10 grams
Charge Connector	Micro USB charging
Battery Type	Rechargeable non-replaceable lithium ion polymer
Charge Time (Maximum)	2 hours for full
Power Requirements	5V DC – 180mA
Bluetooth Version	Bluetooth v3.0
Bluetooth Profiles	Hands-Free (HFP) Profile 1.6 and Headset (HSP) Profile 1.2; Advanced Audio Distribution Profile (A2DP)
Operating Temperature	32°F - 122°F (0 - 50°C)
Storage Temperature	-40°F - 185°F (-40 - 85°C)
Charging Temperature	32°F - 104°F (0 - 40°C)

Support

EN Tel: 0800 410014	FI Tel: 0800 117095	NO Tel: 80011336
AR Tel: +44 (0)1793 842443*	FR Tel: 0800 945770	PL Tel: +44 (0)1793 842443*
CS Tel: +44 (0)1793 842443*	GA Tel: 1800 551 896	PT Tel: 0800 84 45 17
DA Tel: 80 88 46 10	HE Tel: +44 (0)1793 842443*	RO Tel: +44 (0)1793 842443*
DE Deutschland 0800 9323 400 Österreich 0800 242 500 Schweiz 0800 932 340	HU Tel: +44 (0)1793 842443*	RU Tel: 8-800-100-64-14 Tel: +44 (0)1793 842443*
EL Tel: +44 (0)1793 842443*	IT Tel: 800 950934	SV Tel: 0200 21 46 81
ES Tel: 900 803 666	NL NL 0800 7526876 BE 0800 39202 LUX 800 24870	TR Tel: +44 (0)1793 842443*

**Support in English*

Safety information: see the separate "For Your Safety" booklet

2-year limited warranty details: plantronics.com/warranty

NEED MORE HELP?

plantronics.com/support

plantronics®
Simply Smarter Communications™

Plantronics, Inc.

345 Encinal Street
Santa Cruz, CA 95060
United States

Plantronics BV

South Point Building C
Scorpius 140
2132 LR Hoofddorp, Netherlands

© 2015 Plantronics, Inc. Plantronics, Plantronics Explorer and Simply Smarter Communications are trademarks of Plantronics, Inc. registered in the US and other countries, and Explorer is a trademark of Plantronics, Inc. Bluetooth trademarks are owned by Bluetooth SIG Inc., any use by Plantronics, Inc. is under license. iPhone is a trademark of Apple Inc., registered in the US and other countries. All other trademarks are the property of their respective owners.

Patents pending

203761-06 (02.15)

Support

EN Tel: 0800 410014	FI Tel: 0800 117095	NO Tel: 80011336
AR Tel: +44 (0)1793 842443*	FR Tel: 0800 945770	PL Tel: +44 (0)1793 842443*
CS Tel: +44 (0)1793 842443*	GA Tel: 1800 551 896	PT Tel: 0800 84 45 17
DA Tel: 80 88 46 10	HE Tel: +44 (0)1793 842443*	RO Tel: +44 (0)1793 842443*
DE Deutschland 0800 9323 400 Österreich 0800 242 500 Schweiz 0800 932 340	HU Tel: +44 (0)1793 842443*	RU Tel: 8-800-100-64-14 Tel: +44 (0)1793 842443*
EL Tel: +44 (0)1793 842443*	IT Tel: 800 950934	SV Tel: 0200 21 46 81
ES Tel: 900 803 666	NL NL 0800 7526876 BE 0800 39202 LUX 800 24870	TR Tel: +44 (0)1793 842443*

**Support in English*

Safety information: see the separate "For Your Safety" booklet

2-year limited warranty details: plantronics.com/warranty

NEED MORE HELP?

plantronics.com/support

plantronics®
Simply Smarter Communications™

Plantronics BV

South Point Building C
Scorpius 140
2132 LR Hoofddorp, Netherlands

© 2015 Plantronics, Inc. All Rights Reserved. Bluetooth is a registered trademark of Bluetooth SIG, Inc. and any use by Plantronics is under license. All other trademarks are the property of their respective owners.

203761-06 (02.15)