

DC Axial Fan

40mm × 40mm × 20mm



**RoHS
Compliant**



Electrical Characteristic

Rated Voltage	12V DC
Rated Current	58mA / Max. 67mA
Rated Power Consumption	0.7W / Max. 0.81W
Safety Power Consumption	0.77W
Operating Voltage Range	4.5 to 13.8V DC
Starting Voltage	4.5V DC (25°C Power ON/OFF)
Operating Temperature Range	-10°C to +70°C
Storage Temperature Range	-40°C to +70°C

Mechanical Characteristics

Motor Design	Single Phase, 4-Pole Brushless DC Motor
Bearing System	Vapo Bearing
Power Connection Type	#26AWG - 2 Lead Wires; Red (+), Black (-)
Frame Material	Thermoplastic PBT of UL 94V-0
Fan Blade Material	Thermoplastic PBT of UL 94V-0
Rotation Direction	Counter-Clockwise (Viewed from Front of Fan Blade)
Mounting Holes	4.3mm Diameter, 4 Holes
Weight	29g

Performance Characteristics

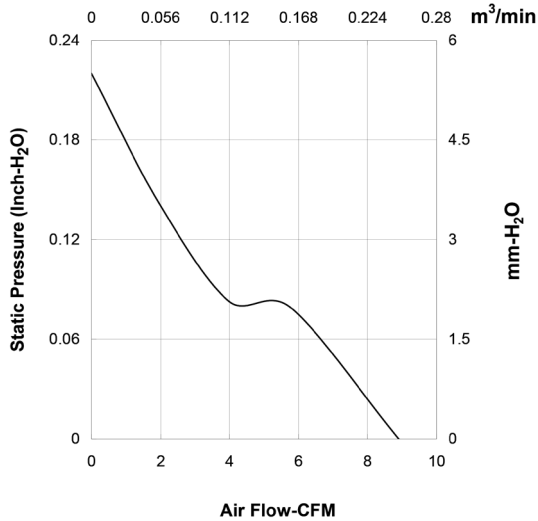
Rated Speed	7,000RPM ±15% @ Rated Voltage
Air Flow	8.9CFM
Static Pressure	0.22 Inch-H ₂ O
Acoustic Noise	25.5dB(A)
Insulation Class	UL Class A
Insulation Resistance	10MΩ @ 500V DC between internal stator & lead Wire (+)
Dielectric Strength	Applied 500V AC for one minute or 600V AC for 2 Seconds between housing and lead wire (+)
Life Expectancy	60,000 Hours @ 40°C, 65% Humidity, 90% CL.
Protection	Automatic Restart Note : In a situation where the fan is locked by an external force while the electricity is on, an increase in coil temperature will be prevented by temporarily turning off the electrical power to the motor. The fan will automatically restart when the locked rotor condition is released. Polarity Protection

DC Axial Fan

40mm × 40mm × 20mm



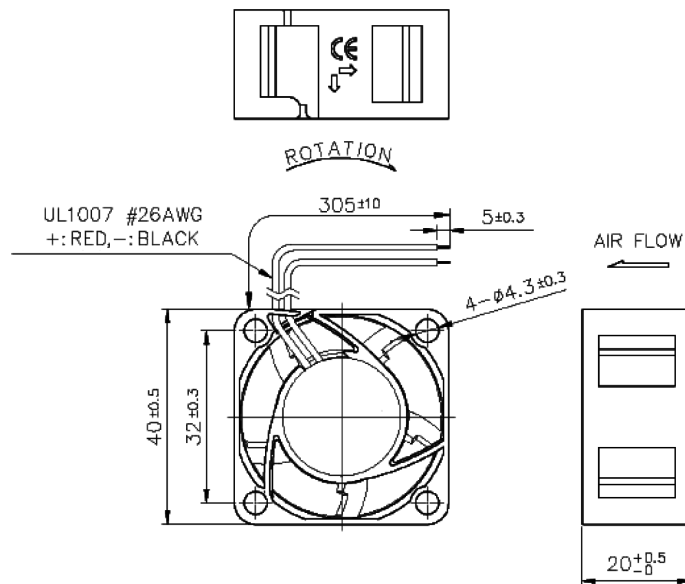
Performance Curves



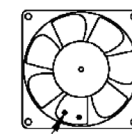
Dimensions

Screw Type (Pan head)	Torque	Screw Specification	
		Size	Standard
Machine screw	3 to 4 Kgf-cm	M4.0	JIS B1111-1974
Self-tapping screw	6 to 8 Kgf-cm	Ø5.0	JIS B1122 Type 2

Drawing



Dimensions : Millimetres



Note: The glues on the impeller is for impeller balance. Do not remove it.

Part Number Table

Description	Part Number
DC Axial Fan, 40mm, Vapo, 12V, 8.9CFM, 25.5dB	MC002689

Important Notice : This data sheet and its contents (the "Information") belong to the members of the Premier Farnell group of companies (the "Group") or are licensed to it. No licence is granted for the use of it other than for information purposes in connection with the products to which it relates. No licence of any intellectual property rights is granted. The Information is subject to change without notice and replaces all data sheets previously supplied. The Information supplied is believed to be accurate but the Group assumes no responsibility for its accuracy or completeness, any error in or omission from it or for any use made of it. Users of this data sheet should check for themselves the Information and the suitability of the products for their purpose and not make any assumptions based on information included or omitted. Liability for loss or damage resulting from any reliance on the Information or use of it (including liability resulting from negligence or where the Group was aware of the possibility of such loss or damage arising) is excluded. This will not operate to limit or restrict the Group's liability for death or personal injury resulting from its negligence. Multicomp is the registered trademark of the Group. © Premier Farnell Limited 2016.

www.element14.com
www.farnell.com
www.newark.com

