

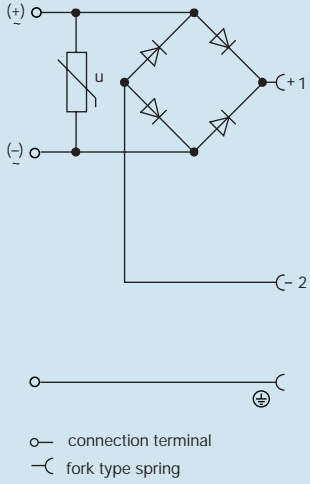
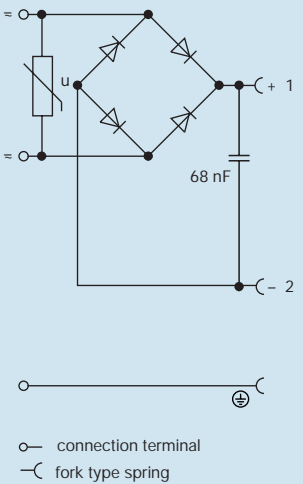




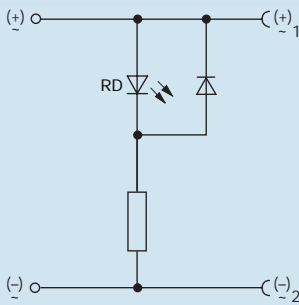
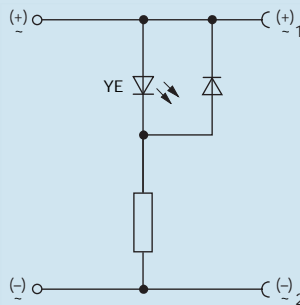
RECTANGULAR CONNECTORS GDM-SERIES

Type A EN 175301-803 (DIN 43650) / ISO 4400 > Cable socket with electronic insert

Type	GDML 2016 GB1 schwarz/black	GDML 2016 GBC schwarz/black
Order No.	934 407-100	934 408-100
	 <p>bridge-type rectifier with protective circuit (varistor)</p>	 <p>bridge-type rectifier with protective circuit (varistor and capacitor) for electromagnetic compatibility critical applications</p>
Product description Other standard types	grey housing, Order no. 934 407-106	grey housing, Order no. 934 408-106
Number of contacts Cable gland Conductor size Standard Housing Color Construction type	2 + PE M 16 (black) max. 1.5 mm ² DIN EN 175 301-803-A black A	2 + PE M 16 (black) max. 1.5 mm ² DIN EN 175 301-803-A black A
Description of Wiring LED color Voltage rectifier Suppressor Other characteristics	bridge-type rectifier varistor	bridge-type rectifier varistor capacitor
Drawing	 <p>—○— connection terminal —C— fork type spring</p>	 <p>—○— connection terminal —C— fork type spring</p>
Technical data Pin dimensions Rated voltage Rated current Contact resistance Type of termination Suitable cables Mounting	6.3 mm x 0.8 mm, 4.8 mm x 0.8 mm AC/DC 250 V 2 A (SEV 1011 : 1.5 A) AC / 1 A DC ≤ 4 mOhm screw 4.5 mm to 10 mm diameter central nut	6.3 mm x 0.8 mm, 4.8 mm x 0.8 mm AC/DC 250 V 2 A (SEV 1011 : 1.5 A) AC / 1 A DC ≤ 4 mOhm screw 4.5 mm to 10 mm diameter central nut
Material Contact surface material Contact bearer material Housing material	Sn PA PA	Sn PA PA
Environmental conditions Protection class (IEC 60529) Pollution severity Temperature range	IP 65 (gasket necessary) 3 -40 °C to +90 °C	IP 65 (gasket necessary) 3 -40 °C to +90 °C
Inflammability class Housing Contact bearer	94 HB 94 HB	94 HB 94 HB
Packing unit Packaging unit	50 pieces	50 pieces
Scope of delivery and accessories Accessories to order separately	GDM 3-7, Order no. 730 801-002; GDM 3-21, Order no. 731 739-004; GDM 3-16, Order no. 731 531-002; GDM 3011-8, Order no. 732 574-001; GDM 3011 RF-1, Order no. 734 363-001	GDM 3-7, Order no. 730 801-002; GDM 3-21, Order no. 731 739-004; GDM 3-16, Order no. 731 531-002; GDM 3011-8, Order no. 732 574-001; GDM 3011 RF-1, Order no. 734 363-001



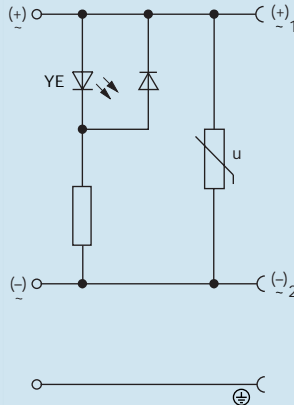
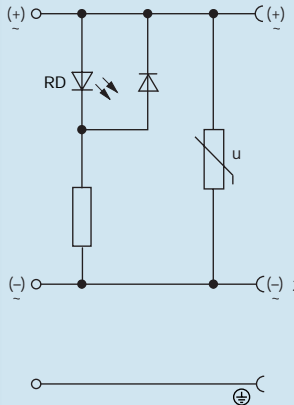
RECTANGULAR CONNECTORS GDM-SERIES

Type A EN 175301-803 (DIN 43650) / ISO 4400 > Cable socket with electronic insert




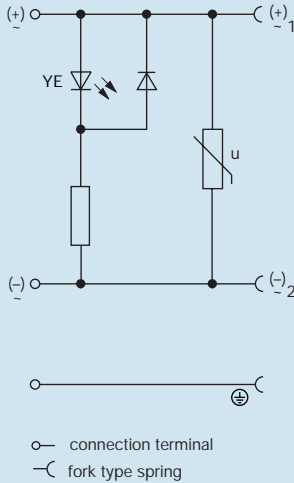
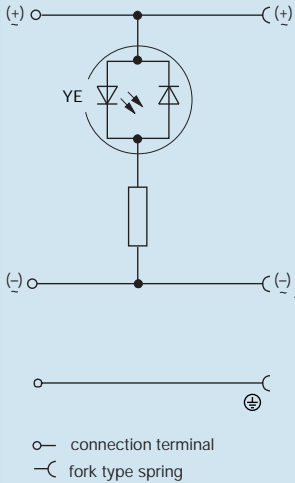
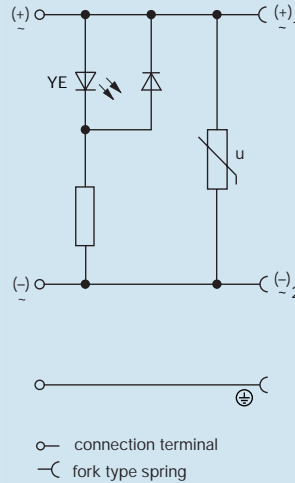
Type	GDM 2016 LED 24 schwarz/black	GDM 2016 LED 24 YE black
Order No.	934 412-002	934 413-002
	 <p>function indicator (LED) with freewheeling diode</p>	 <p>function indicator (LED) with freewheeling diode</p>
Product description Other standard types	transparent housing, cable gland grey: Order no. 934 412-003	
Number of contacts	2 + PE	2 + PE
Cable gland	M 16 (black)	M 16 (black)
Conductor size	max. 1.5 mm ²	max. 1.5 mm ²
Standard	DIN EN 175 301-803-A	DIN EN 175 301-803-A
Housing Color	transparent	transparent
Construction type	A	A
Description of Wiring LED color	LED red	LED yellow
Voltage rectifier	LED-half-wave rectifier	LED-half-wave rectifier
Suppressor		
Other characteristics		
Drawing	 <p>○ connection terminal ⌋ fork type spring</p>	 <p>○ connection terminal ⌋ fork type spring</p>
Technical data Pin dimensions	6.3 mm x 0.8 mm, 4.8 mm x 0.8 mm	6.3 mm x 0.8 mm, 4.8 mm x 0.8 mm
Rated voltage	AC/DC 24 V	AC/DC 24 V
Rated current	8 A	8 A
Contact resistance	≤ 4 mOhm	≤ 4 mOhm
Type of termination	screw	screw
Suitable cables	4.5 mm to 10 mm diameter	4.5 mm to 10 mm diameter
Mounting	central nut	central nut
Material Contact surface material	Sn	Sn
Contact bearer material	PA	PA
Housing material	PA	PA
Environmental conditions Protection class (IEC 60529)	IP 65 (gasket necessary)	IP 65 (gasket necessary)
Pollution severity	3	3
Temperature range	-40 °C to +90 °C	-40 °C to +90 °C
Inflammability class Housing	94 HB	94 HB
Contact bearer	94 HB	94 HB
Approvals VDE		
SEV		
GL		
Packing unit Packaging unit	50 pieces	50 pieces
Scope of delivery and accessories Accessories to order separately	GDM 3-7, Order no. 730 801-002; GDM 3-21, Order no. 731 739-004; GDM 3-16, Order no. 731 531-002; GDM 3011-8, Order no. 732 574-001; GDM 3011 RF-1, Order no. 734 363-001	GDM 3-7, Order no. 730 801-002; GDM 3-21, Order no. 731 739-004; GDM 3-16, Order no. 731 531-002; GDM 3011-8, Order no. 732 574-001; GDM 3011 RF-1, Order no. 734 363-001

RECTANGULAR CONNECTORS GDM-SERIES

Type A EN 175301-803 (DIN 43650) / ISO 4400 > Cable socket with electronic insert

Type	GDM 2016 LED 24 VR YE black	GDM 2016 LED 24 VR black
Order No.	934 417-002	934 418-002
	 <p>function indicator (LED) with freewheeling diode and protective circuit (varistor)</p>	 <p>function indicator (LED) with freewheeling diode and protective circuit (varistor)</p>
Product description Other standard types	transparent housing, cable gland grey: Order no. 934 417-003	
Number of contacts	2 + PE	2 + PE
Cable gland	M 16 (black)	M 16 (black)
Conductor size	max. 1.5 mm ²	max. 1.5 mm ²
Standard	DIN EN 175 301-803-A	DIN EN 175 301-803-A
Housing Color	transparent	transparent
Construction type	A	A
Description of Wiring		
LED color	LED yellow	LED red
Voltage rectifier	varistor	varistor
Suppressor	LED-half-wave rectifier	LED-half-wave rectifier
Other characteristics		
Drawing	 <p>○ connection terminal ⌋ fork type spring</p>	 <p>○ connection terminal ⌋ fork type spring</p>
Technical data		
Pin dimensions	6.3 mm x 0.8 mm, 4.8 mm x 0.8 mm	6.3 mm x 0.8 mm, 4.8 mm x 0.8 mm
Rated voltage	AC/DC 24 V	AC/DC 24 V
Rated current	8 A	8 A
Contact resistance	≤ 4 mOhm	≤ 4 mOhm
Type of termination	screw	screw
Suitable cables	4.5 mm to 10 mm diameter	4.5 mm to 10 mm diameter
Mounting	central nut	central nut
Material		
Contact surface material	Sn	Sn
Contact bearer material	PA	PA
Housing material	PA	PA
Environmental conditions		
Protection class (IEC 60529)	IP 65 (gasket necessary)	IP 65 (gasket necessary)
Pollution severity	3	3
Temperature range	-40 °C to +90 °C	-40 °C to +90 °C
Inflammability class		
Housing	94 HB	94 HB
Contact bearer	94 HB	94 HB
Approvals		
VDE		
SEV		
GL		
Packing unit		
Packaging unit	50 pieces	50 pieces
Scope of delivery and accessories		
Accessories to order separately	GDM 3-7, Order no. 730 801-002; GDM 3-21, Order no. 731 739-004; GDM 3-16, Order no. 731 531-002; GDM 3011-8, Order no. 732 574-001; GDM 3011 RF-1, Order no. 734 363-001	GDM 3-7, Order no. 730 801-002; GDM 3-21, Order no. 731 739-004; GDM 3-16, Order no. 731 531-002; GDM 3011-8, Order no. 732 574-001; GDM 3011 RF-1, Order no. 734 363-001

GDM 2016 LED 120 VR YE schwarz/black	GDM 2016 LED 230 YE schwarz/black	GDM 2016 LED 230 VR YE schwarz/black
--------------------------------------	-----------------------------------	--------------------------------------

<p>934 424-002</p>  <p>function indicator (LED) with freewheeling diode and protective circuit (varistor)</p>	<p>934 425-002</p>  <p>function indicator (bipolar LED)</p>	<p>934 426-002</p>  <p>function indicator (LED) with freewheeling diode and protective circuit (varistor)</p>
<p>transparent housing, cable gland grey: Order no. 934 424-003 2 + PE M 16 (black) max. 1.5 mm2 DIN EN 175 301-803-A transparent A</p>	<p>transparent housing, cable gland grey: Order no. 934 425-003 2 + PE M 16 (black) max. 1.5 mm2 DIN EN 175 301-803-A transparent A</p>	<p>transparent housing, cable gland grey: Order no. 934 426-003 2 + PE M 16 (black) max. 1.5 mm2 DIN EN 175 301-803-A transparent A</p>
<p>LED yellow varistor</p>	<p>bipolar LED yellow</p>	<p>LED yellow varistor</p>
 <p>○ connection terminal ⌋ fork type spring</p>	 <p>○ connection terminal ⌋ fork type spring</p>	 <p>○ connection terminal ⌋ fork type spring</p>
<p>6.3 mm x 0.8 mm, 4.8 mm x 0.8 mm AC/DC 120 V 8 A ≤ 4 mOhm screw 4.5 mm to 10 mm diameter central nut</p>	<p>6.3 mm x 0.8 mm, 4.8 mm x 0.8 mm AC/DC 250 V 8 A ≤ 4 mOhm screw 4.5 mm to 10 mm diameter central nut</p>	<p>6.3 mm x 0.8 mm, 4.8 mm x 0.8 mm AC/DC 250 V 8 A ≤ 4 mOhm screw 4.5 mm to 10 mm diameter central nut</p>
<p>Sn PA PA</p>	<p>Sn PA PA</p>	<p>Sn PA PA</p>
<p>IP 65 (gasket necessary) 3 -40 °C to +90 °C</p>	<p>IP 65 (gasket necessary) 3 -40 °C to +90 °C</p>	<p>IP 65 (gasket necessary) 3 -40 °C to +90 °C</p>
<p>94 HB 94 HB</p>	<p>94 HB 94 HB</p>	<p>94 HB 94 HB</p>
<p>50 pieces</p>	<p>50 pieces</p>	<p>50 pieces</p>
<p>GDM 3-7, Order no. 730 801-002; GDM 3-21, Order no. 731 739-004; GDM 3-16, Order no. 731 531-002; GDM 3011-8, Order no. 732 574-001; GDM 3011 RF-1, Order no. 734 363-001</p>	<p>GDM 3-7, Order no. 730 801-002; GDM 3-21, Order no. 731 739-004; GDM 3-16, Order no. 731 531-002; GDM 3011-8, Order no. 732 574-001; GDM 3011 RF-1, Order no. 734 363-001</p>	<p>GDM 3-7, Order no. 730 801-002; GDM 3-21, Order no. 731 739-004; GDM 3-16, Order no. 731 531-002; GDM 3011-8, Order no. 732 574-001; GDM 3011 RF-1, Order no. 734 363-001</p>