

SOVEREIGN 8-225

BASS/ MID RANGE DRIVER

8" / 203.2 mm
CHASSIS DIAMETER

225 W (A.E.S.)
AES POWER HANDLING

55 Hz - 5 kHz
FREQUENCY RESPONSE

2.0" / 50.8 mm
COPPER VOICE COIL

97 dB
SENSITIVITY (1W/ 1m)

5.5 mm Xmax

- High-power driver ideal for use in pro-sound applications.
- Works well as a mid in small sealed boxes and as a mid/ bass driver in vented boxes.
- Optimised cone pulp offering increased strength, durability and performance.

ELECTRO ACOUSTIC SPECIFICATIONS

Nominal Chassis Diameter	8" / 203.2 mm
Impedance	8 Ohm
Power Handling	225 W (A.E.S.)
Peak Power (6dB Crest Factor)	900 W (A.E.S.)
Usable Frequency Range -6dB	55 Hz - 5 kHz
Sensitivity (1 w - 1 m)	97 dB
Moving Mass inc. Air Load	20 grams
Minimum Impedance Zmin	7.6 Ω
Effective Piston Diameter	6.50" / 164.99 mm
Magnet Weight	34 oz
Magnetic Gap Depth	0.31" / 7.87 mm
Flux Density	1 Tesla
Coil Winding Height	0.59" / 14.98 mm
Voice Coil Diameter	2.0" / 50.8 mm

MOUNTING / SHIPPING INFORMATION

Overall Diameter	8.18" / 207.77 mm
Width Across Flats	N/A
Flange Height	0.27" / 6.9 mm
Baffle Hole Diameter F/M	7.24" / 183.89 mm
Baffle Hole Diameter R/M	7.24" / 183.89 mm
Gasket Supplied	Front & Rear
Outer Fixing Holes	8x Ø 5.5 mm on 7.79" / 197.8 mm PCD
Inner Fixing Holes	N/A
Depth	3.74" / 94.99 mm
Weight	6.06 lb / 2.75 kg
Recommended Enclosure Volume	0.70 - 1.23 cu ft / 20 - 35 Litres
Shipping Weight	6.94 lb / 3.15 kg
Packing Carton Dimensions	(W) 235 (D) 235 (H) 130 mm

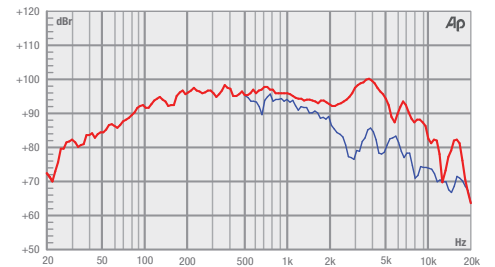
THIELE SMALL PARAMETERS

FS Hz	62 Hz
RE Ohms	6.1 Ω
Qms	4.300
Qes	0.420
Qts	0.380
Vas Ltr	22.00 Litres
Vd Litres	0.085 Litres
CMS (mm/N)	0.340 mm/N
BL T/m	11 T/m
Mms (grms)	20.69 grams
Xmax (mm)	5.5 mm
Sd (cm²)	213 cm²
Efficiency %	1.250%
Le (1k Hz)	1.47 mH
EBP	147.62 Hz

MATERIALS OF CONSTRUCTION

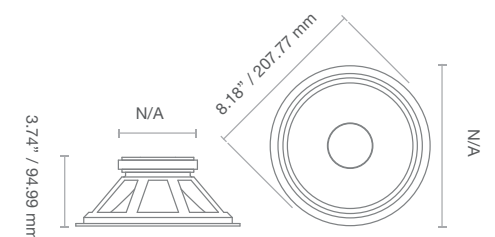
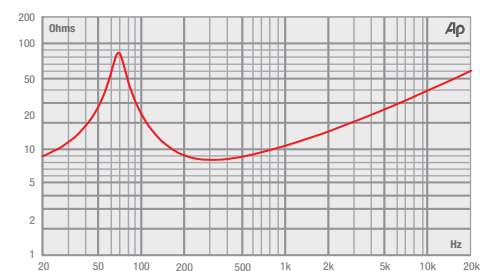
Former Material	Glass Fibre
Voice Coil	Copper
Magnet Material	Ferrite
Chassis	Pressed Steel
Cone	Paper
Surround / Edge Termination	Polyvinyl Damped Dbl. Half Roll Linen
Dust Dome	Paper
Connectors	Solder Tag
Polarity	Positive voltage at red terminal causes forward motion of cone

FREQUENCY RESPONSE DATA*



† Half space response measured in a 975 Litre sealed box.

IMPEDANCE



* Please enquire about alternative impedances.

* A.E.S. power handling test. Pink noise bandpass filtered at 12 dB per octave with cutoff frequencies of 60 Hz and 600 Hz. Driver mounted in free air, test signal applied at rated power for two hours.

* Please note that the frequency response measurements are supplied for comparison only and are not a measure of the low frequency performance which may be achieved in a fully optimised system.