

LED Signalleuchten LED Panel Mount Indicators

EINBAUURCHMESSER
MOUNTING HOLE

6 mm

8 mm

12 mm

14 mm

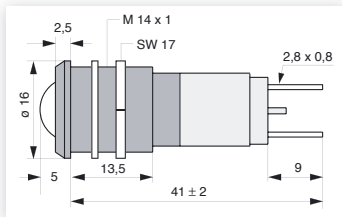
16 mm

19 mm

22 mm

ZUBEHÖR
ACCESSORIES

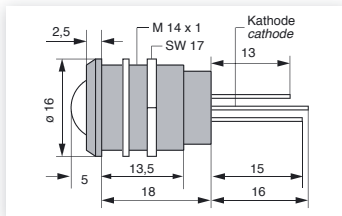
Standardreflektor blinkend IP67 / Standard bezel flashing IP67



Part Number	Colour	Voltage	Typ. Current	Typ. Lumi. Intensity
Hochglanzverchromter Metallreflektor / Satin chrome bezel				
19220350	red	24V DC	38-56mA DC	100mcd at 20mA
19220351	green	24V DC	38-56mA DC	70mcd at 20mA
19220352	yellow	24V DC	38-56mA DC	70mcd at 20mA
Schwarzverchromter Metallreflektor / Black chrome bezel				
19221350	red	24V DC	38-56mA DC	100mcd at 20mA
19221351	green	24V DC	38-56mA DC	70mcd at 20mA
19221352	yellow	24V DC	38-56mA DC	70mcd at 20mA
Mattverchromter Metallreflektor / Matt chrome bezel				
19222350	red	24V DC	38-56mA DC	100mcd at 20mA
19222351	green	24V DC	38-56mA DC	70mcd at 20mA
19222352	yellow	24V DC	38-56mA DC	70mcd at 20mA

Maximale Frontplattenstärke 11mm / Maximum panel thickness 11mm

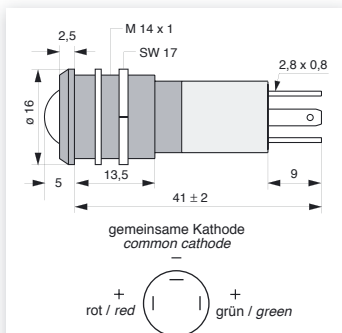
Standardreflektor dreifarbig ohne Vorwiderstand IP40 / Standard bezel tri-colour without resistor IP40



Part Number	Colour	Typ. Forward Voltage	Typ. Current	Typ. Lumi. Intensity
Hochglanzverchromter Metallreflektor / Satin chrome bezel				
19240004	red/green/yellow	2,1/2,2/2,2V DC	-	90/60/150mcd at 20mA
Schwarzverchromter Metallreflektor / Black chrome bezel				
19241004	red/green/yellow	2,1/2,2/2,2V DC	-	90/60/150mcd at 20mA
Mattverchromter Metallreflektor / Matt chrome bezel				
19242004	red/green/yellow	2,1/2,2/2,2V DC	-	90/60/150mcd at 20mA

Maximale Frontplattenstärke 11mm / Maximum panel thickness 11mm

Standardreflektor dreifarbig mit Vorwiderstand IP67 / Standard bezel tri-colour with resistor IP67



Part Number	Colour	Voltage	Typ. Current	Typ. Lumi. Intensity
Hochglanzverchromter Metallreflektor / Satin chrome bezel				
19240254	red/green/yellow	12V DC	20/20/40mA DC	90/60/150mcd
19240354	red/green/yellow	24V DC	20/20/40mA DC	90/60/150mcd
Schwarzverchromter Metallreflektor / Black chrome bezel				
19241254	red/green/yellow	12V DC	20/20/40mA DC	90/60/150mcd
19241354	red/green/yellow	24V DC	20/20/40mA DC	90/60/150mcd
Mattverchromter Metallreflektor / Matt chrome bezel				
19242254	red/green/yellow	12V DC	20/20/40mA DC	90/60/150mcd
19242354	red/green/yellow	24V DC	20/20/40mA DC	90/60/150mcd

Maximale Frontplattenstärke 11mm / Maximum panel thickness 11mm
Andere Spannungen auf Anfrage / Other voltages on request

Schaltungsmöglichkeiten:
Rot, grün oder gelb – Beide Dioden ergeben gelb als Farbmischung
Operation modes:
Red, green or yellow – Both diodes produce yellow as a mixed colour