

1 Products affected

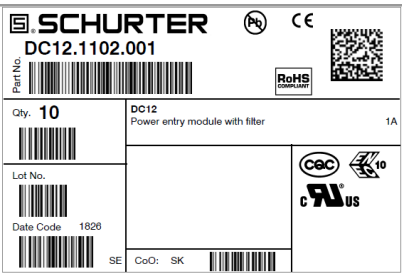

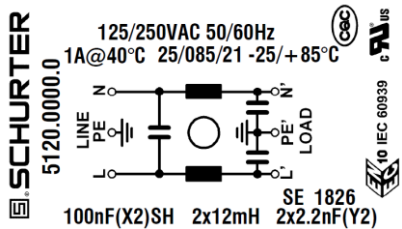
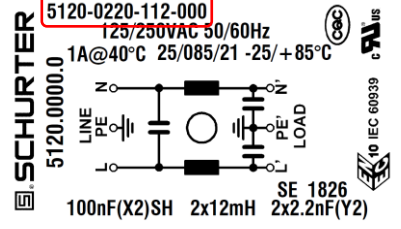
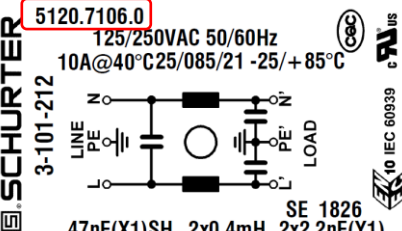
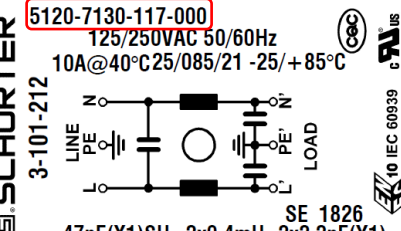
A list of all affected products can be found in Reference Documents / Attachments under chapter 7.

2 Type of change

New Configuration Code or change of Configuration Code

3 Detailed description of change

The configuration code has been modified. This change affects all the configuration codes depicted in documents by SCHURTER AG which refer to the affected products. This includes the packaging label and documents created in SAP(e.g. invoices, order papers, etc.). None of the part numbers will be altered and will remain the same as before. To secure a unique reference, SCHURTER asks the customer to refer to the part number for future correspondence. The configuration code can be used as a second reference to identify the technical properties of a product. Please check the list "Change of configuration code PG05_06_07" for a reference of the old and new configuration code with the according part number. You can find said list in the SCHURTER Partner Service on our website.

Old packaging label (without old CC)	New packaging label (with new CC)
 <p>Part No. DC12.1102.001 Qty. 10 DC12 Power entry module with filter 1A Date Code 1826 SE CoO: SK</p>	 <p>Part No. DC12.1102.001NEU Qty. 10 DC12 Power entry module with filter 1A DC12-1111-1110-000 Date Code 1826 SE CoO: SK</p>
Old product label (without old CC)	New product label (with new CC)
 <p>5120.0000.0 125/250VAC 50/60Hz 1A@40°C 25/085/21 -25/+85°C 100nF(X2)SH 2x12mH 2x2.2nF(Y2) SE 1826</p>	 <p>5120-0220-112-000 125/250VAC 50/60Hz 1A@40°C 25/085/21 -25/+85°C 100nF(X2)SH 2x12mH 2x2.2nF(Y2) SE 1826</p>
Old product label (with old CC)	New product label (with new CC)
 <p>5120.7106.0 3-101-212 125/250VAC 50/60Hz 10A@40°C 25/085/21 -25/+85°C 47nF(X1)SH 2x0.4mH 2x2.2nF(Y1) SE 1826</p>	 <p>5120-7130-117-000 3-101-212 125/250VAC 50/60Hz 10A@40°C 25/085/21 -25/+85°C 47nF(X1)SH 2x0.4mH 2x2.2nF(Y1) SE 1826</p>

4 Reason of change

The modification of the configuration code is part of an internal system change and for the future approval management at SCHURTER internally. The product type name still remains the reference at external certification bodies. This change does not affect the validity of the approval certificates of the affected products.

Product Change Notification					PCN for PG06 (Change Config.Code)		
owner	creation date	release date	released by	change order no	rev	page	D10-025-322
hollenpe	09.05.2018	05.07.2018	limachcl	2015365	A	1 of 2	

5 Release date

The change will be rolled-out starting ww 27/2018 and lasts approx. 12 months depending on the type and variant.

6 Impact of change and recommended action

Form	No	No change in form
Fit	No	No change for dimension
Function	No	No change in function
Manufacturing	No	No change for manufacturing site
Label	Yes	Configuration Code indicated on packaging and product label
Packaging	No	No change in packaging

7 Reference Documents / Attachments

Please find the reference list [Change of configuration code PG05_06_07](#) with all the affected part numbers as well as their old and new configuration code in the SCHURTER Partner Service on our website.

Product hierarchy no. *				Part no.	Type	Description
SBU	PG	PUG	Type			
02	006	006	000000	1519	FELCOM 54	Power Entry Module with Filter
02	006	015	000000	1650	5008	Appliance Inlet with Filter
02	006	019	000000	1800	5003	Appliance Inlet with Filter
02	006	016	000000	1503	5110	Appliance Inlet with Filter
02	006	016	000000	1543	5120	Appliance Inlet with Filter
02	006	016	000000	1655	5121	Appliance Inlet with Filter
02	006	016	000000	1606	5123	Appliance Inlet with Filter
02	006	016	000000	1605	5150	Appliance Inlet with Filter
02	006	016	000000	1504	5200	Power Entry Module with Filter
02	006	016	000000	1505	5220	Power Entry Module with Filter
80	084	001	000000	6518	5500	Main Filter
02	006	016	000000	1604	5707	Power Entry Module with Filter
02	006	016	000000	1501	8843.8	Power Entry Module with Filter
02	006	016	000000	1515	CD	Power Entry Module with Filter
02	006	016	000000	1511	CE	Power Entry Module with Filter
02	006	016	000000	1516	CG	Power Entry Module with Filter
02	006	016	000000	1535	DC12	Power Entry Module with Filter
02	006	016	000000	1545	DD12	Power Entry Module with Filter
02	006	016	000000	1542	FKG	Power Entry Module with Filter
02	006	016	000000	1538	FKH	Power Entry Module with Filter
02	006	016	000000	1540	FKHD	Power Entry Module with Filter
02	006	016	000000	1539	FKI	Power Entry Module with Filter
02	006	016	000000	1541	FKID	Power Entry Module with Filter
02	006	016	000000	1161	GRF2	Power Entry Module with Filter
02	006	016	000000	1525	GRF4	Power Entry Module with Filter
02	006	016	000000	1509	KFA	Power Entry Module with Filter
02	006	016	000000	1512	KFB1	Power Entry Module with Filter
02	006	016	000000	1513	KFB2	Power Entry Module with Filter
02	006	016	000000	1510	KFC	Power Entry Module with Filter
02	006	016	000000	1506	KFS	Power Entry Module with Filter
02	006	016	000000	1533	KMF	Power Entry Module with Filter
02	006	017	000000	1546	5130	Appliance Inlet with Filter
02	006	017	000000	1531	C20F	Appliance Inlet with Filter
02	006	017	000000	1653	C22F	Appliance Inlet with Filter
02	006	017	000000	1534	EC12	Power Entry Module with Filter
02	006	018	000000	1547	DA22	Power Entry Module with Filter
02	006	018	000000	1536	DC22	Power Entry Module with Filter
02	006	018	000000	1544	DD22	Power Entry Module with Filter
02	006	105	000000	1522	KPF	Main Filter

*SBU (2-digit) / PG (3-digit) / PUG (3-digit) / Type (10-digit)

Product Change Notification					PCN for PG06 (Change Config.Code)		
owner	creation date	release date	released by	change order no	rev	page	D10-025-322
hollenpe	09.05.2018	05.07.2018	limachcl	2015365	A	2 of 2	