

24

2411 03

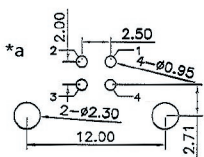
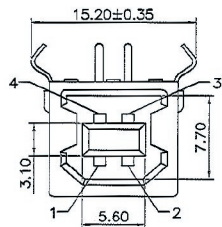
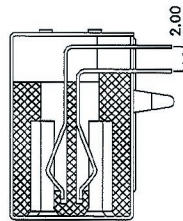
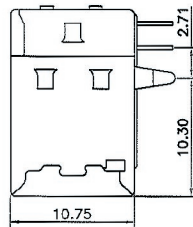
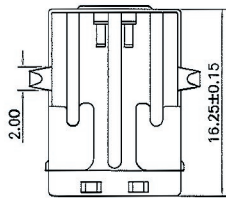
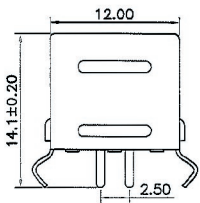
USB and IEEE 1394 connectors



USB 2.0 chassis socket type B, angular version, for printed circuit boards

24

2411 03



*a printed circuit board layout

Environmental conditions

Temperature range -40 °C/+85 °C

Materials

Insulating body	PBT
Contact spring	CuSn
Lötkontakt	CuSn
Housing	CuZn/steel

Mechanical data

Insertion force	≤ 35 N
Withdrawal force	≥ 10 N

Electrical data (at T_{amb} 20 °C)

Contact resistance	≤ 30 mΩ
Rated current	≤ 1 A
Rated voltage	30 V AC
Rated impulse voltage	500 V/60 s
Insulation resistance	≥ 100 MΩ

Associated products

Counterparts
☞ 2431

Accessories
☞ 2412 02

24

2411 03

Designation	Pole Number	PU (Pieces)	MDQ (Pieces)
2411 03	4	100	600

Packaging:
in a tray