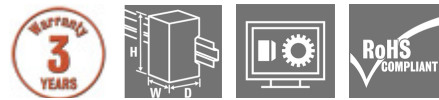


PROmax PRO MAX 480W 24V 20A

Weidmüller Interface GmbH & Co. KG
Klingenbergstraße 16
D-32758 Detmold
Germany
Fon: +49 5231 14-0
Fax: +49 5231 14-292083
www.weidmueller.com



PROmax offers diverse solutions for demanding automation.

Our high performance and durable PROmax switch-mode power supply units are designed for especially demanding requirements. PROmax reliably copes with continuous overload of up to 20% or short-term peak loads of 300% occurring with high control cabinet temperatures.

High boost capability and full power are also made possible in a wide temperature range. Our switch-mode power supply units can be used around the world and are also suitable for confined spaces thanks to their low width.

Together with our uninterruptible DC USPs, the diode modules or CAP modules, you can create a power supply solution that is tailored to your requirements.

General ordering data

| | |
|------------|---|
| Type | PRO MAX 480W 24V 20A |
| Order No. | 1478140000 |
| Version | Power supply, switch-mode power supply unit, 24 V |
| GTIN (EAN) | 4050118286137 |
| Qty. | 1 pc(s). |

PROmax
PRO MAX 480W 24V 20A

Weidmüller Interface GmbH & Co. KG
 Klingenbergstraße 16
 D-32758 Detmold
 Germany
 Fon: +49 5231 14-0
 Fax: +49 5231 14-292083
 www.weidmueller.com

Technical data
Dimensions and weights

| | | | |
|------------|---------|-----------------|------------|
| Width | 90 mm | Width (inches) | 3.543 inch |
| Height | 130 mm | Height (inches) | 5.118 inch |
| Depth | 150 mm | Depth (inches) | 5.905 inch |
| Net weight | 2,000 g | | |

Temperatures

| | | | |
|-----------------------------------|---------------------------|-----------------------------|----------------|
| Humidity at operating temperature | 5...95 %, no condensation | Operating temperature, max. | 70 °C |
| Operating temperature, min. | -25 °C | Storage temperature, max. | 85 °C |
| Storage temperature, min. | -40 °C | Operating temperature | -25 °C...70 °C |
| Storage temperature | -40 °C...85 °C | | |

Input

| | | | |
|---------------------------------|-----------------------------------|--------------------------|--|
| AC current consumption | 2,3A @ 230 VAC / 4,8A @ 115 VAC | AC input voltage range | 85...277 V AC |
| Connection system | Screw connection | DC current consumption | 1,5A @ 370 VDC / 4,8A @ 120 VDC |
| DC input voltage range | 80...370 V DC | Frequency range AC | 45...65 Hz |
| Input fuse (internal) | Yes | Inrush current | max. 15 A |
| Rated input voltage | 100...240 V AC (wide-range input) | Recommended back-up fuse | 16 A, Char. B circuit breaker, 10 A, char. C circuit breaker |
| Standby power consumption, max. | 1 W | Surge protection | Varistor |

output

| | | | |
|---------------------------------------|--|--|------------------------------------|
| Connection system | Screw connection | Continuous output current @ U_{Rated} | 24 A @ 45°C, 15 A @ 70°C |
| Output power | 480 W | Output voltage | 24 V |
| Output voltage | 22.5...29.5 V (adjustable via potentiometer) | Parallel connection option | yes, max. 3 |
| Power reserve at nom. voltage | 24 A (1 min), 30 A (4s), 100...240 V AC | Protection against inverse voltage | Yes |
| Pulsed current capacity @ U_{Rated} | 60 A (2ms) | Rated (nominal) output current @ U_{Nom} | 20 A @ 60 °C |
| Rated output voltage | 24 V DC \pm 1 % | Residual ripple, breaking spikes | < 50 mVss @ U_{Nenn} , Full Load |

PROmax
PRO MAX 480W 24V 20A

Weidmüller Interface GmbH & Co. KG
 Klingenbergstraße 16
 D-32758 Detmold
 Germany
 Fon: +49 5231 14-0
 Fax: +49 5231 14-292083
 www.weidmueller.com

Technical data
General data

| | | | |
|---|-----------------------------|--|---|
| AC failure bridging time @ I_{Nom} | min. 20 ms | Current limiting | > 120 % I_N |
| Degree of efficiency | 92 % | Derating | > 60°C / 75% @ 70°C |
| Earth leakage current, max. | 3.5 mA | Housing version | Metal, corrosion resistant |
| MTBF | >500.000h (25°C, IEC 61709) | Mounting position, installation notice | Horizontal on TS35 mounting rail. 50 mm of clearance at top & bottom for air circ. Can mount side by side with no space in between. |
| Operating temperature | -25 °C...70 °C | Power factor (approx.) | > 0.95 @ 230 V AC |
| Power loss, idling | 4.8 W | Power loss, nominal load | 41.7 W |
| Protection against reverse voltages from the load | 30...35 V DC | Protection degree | IP20 |
| Series switching capability | Yes | Short-circuit protection | Yes |
| Start-up | ≥ -40 °C | Status indication | LED red/green and relay (≥21.6 V DC LED green, relay on/ ≤20.6 LED red, relay off) |
| Surge voltage category | III | | |

EMC / shock / vibration

| | | | |
|------------------------------------|------------------------|------------------------------------|--|
| Vibration resistance IEC 60068-2-6 | 2.3 g | Interference immunity test acc. to | EN 55024, EN 55022, IEC61000-3-2,-3, IEC61000-4-2,-3,-4,-5,-6,-8,-11 |
| Shock resistance IEC 60068-2-27 | 30 g in all directions | | |

Insulation coordination

| | | | |
|----------------------------------|-----------------------|-----------------------------------|---------------------------|
| Class of protection | I, with PE connection | Humidity at operating temperature | 5...95 %, no condensation |
| Insulation voltage input / earth | 3.5 kV | Insulation voltage output / earth | 0.5 kV |
| Insulation voltage, input/output | 4 kV | Pollution severity | 2 |
| Surge voltage category | III | | |

Electrical safety (applied standards)

| | | | |
|---|--|---|------------------------------------|
| Electrical machine equipment | Acc. to EN60204 | For use with electronic equipment | Acc. to EN50178 / VDE0160 |
| Protection against dangerous shock currents | Acc. to VDE0106-101 | Protective separation / protection against electrical shock | VDE0100-410 / acc. to DIN57100-410 |
| Safety extra-low voltage | SELV acc. to EN60950, PELV acc. to EN60204, IEC61204 | Safety transformers for switch-mode power supplies | nach EN61558-2-16 |

Connection data (input)

| | | | |
|---|----------------------|---|-------------------|
| Conductor cross-section, AWG/kcmil , max. | 10 | Conductor cross-section, AWG/kcmil , min. | 26 |
| Conductor cross-section, flexible , min. | 0.22 mm ² | Conductor cross-section, rigid , max. | 6 mm ² |
| Conductor cross-section, rigid , min. | 0.18 mm ² | Connection system | Screw connection |
| Number of terminals | 3 for L/N/PE | Screwdriver blade | 0.8 x 4.0, PZ 1 |
| Tightening torque, max. | 0.6 Nm | Tightening torque, min. | 0.5 Nm |
| Wire connection cross section, flexible (input), max. | 4 mm ² | | |

PROmax PRO MAX 480W 24V 20A

Weidmüller Interface GmbH & Co. KG
 Klingenbergstraße 16
 D-32758 Detmold
 Germany
 Fon: +49 5231 14-0
 Fax: +49 5231 14-292083
 www.weidmueller.com

Technical data

Connection data (output)

| | | | |
|---|-------------------|---|----------------------|
| Conductor cross-section, AWG/kcmil , max. | 10 | Conductor cross-section, AWG/kcmil , min. | 26 |
| Conductor cross-section, flexible , max. | 4 mm ² | Conductor cross-section, flexible , min. | 0.22 mm ² |
| Conductor cross-section, rigid , max. | 6 mm ² | Conductor cross-section, rigid , min. | 0.18 mm ² |
| Connection system | Screw connection | Number of terminals | 8 (++,--,11,13,14) |
| Screwdriver blade | 0.8 x 4.0, PZ 1 | Tightening torque, max. | 0.6 Nm |
| Tightening torque, min. | 0.5 Nm | | |

Signalling

| | | | |
|---------------------------|--|------------------|-----|
| Contact load (NO contact) | max. 30 V DC / 1 A | Floating contact | Yes |
| Status indication | LED red/green and relay (≥21.6 V DC LED green, relay on/ ≤20.6 LED red, relay off) | | |

Approvals

| | | | |
|-----------------------|---|-----------------------------|------------|
| Institute (GERMLLOYD) |  | Certificate No. (GERMLLOYD) | TAA00000TT |
| Institute (cULus) |  | Certificate no. (cULus) | E258476 |
| Institute (cULusEX) |  | Certificate no. (cULusEX) | E470829 |
| Institute (cURus) |  | Certificate No. (cURus) | E255651 |

Classifications

| | | | |
|------------|-------------|------------|-------------|
| ETIM 5.0 | EC002541 | ETIM 6.0 | EC002540 |
| eClass 6.2 | 27-04-90-04 | eClass 7.1 | 27-04-90-04 |
| eClass 8.1 | 27-04-90-04 | eClass 9.0 | 27-04-07-03 |
| eClass 9.1 | 27-04-07-01 | | |

Product information

| | |
|--------------------------------|---|
| Descriptive text ordering data | The internal varistor found in a switch-mode power supply does not replace the need for surge protection within a system. |
|--------------------------------|---|

Data sheet

**PROmax
PRO MAX 480W 24V 20A**

Weidmüller Interface GmbH & Co. KG
 Klingenbergstraße 16
 D-32758 Detmold
 Germany
 Fon: +49 5231 14-0
 Fax: +49 5231 14-292083
 www.weidmueller.com

Technical data

Approvals

Approvals



ROHS Conform

Downloads

| | |
|---|--|
| Approval/Certificate/Document of Conformity | DE_PA5200_160310_001.pdf |
| Brochure/Catalogue | CAT 4.3 ELECTR 15/16 EN |
| Engineering Data | EPLAN, WSCAD |
| User Documentation | Operating instructions |

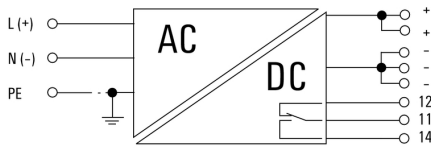
Data sheet

PROmax
PRO MAX 480W 24V 20A

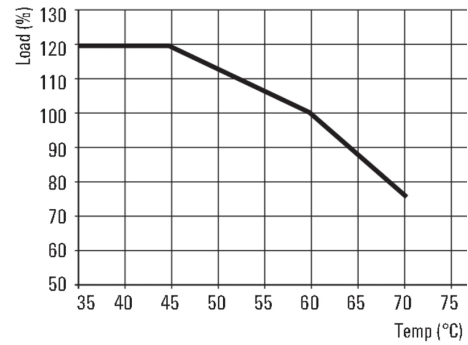
Weidmüller Interface GmbH & Co. KG
 Klingenbergstraße 16
 D-32758 Detmold
 Germany
 Fon: +49 5231 14-0
 Fax: +49 5231 14-292083
 www.weidmueller.com

Drawings

Electric symbol



Derating curve



Derating curve