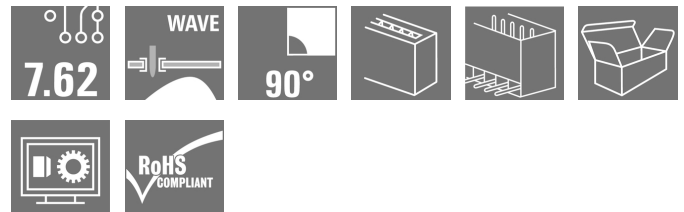


OMNIMATE Power - series BL/SL 7.62HP SL 7.62HP/11/90G 3.2SN BK BX

Weidmüller Interface GmbH & Co. KG
Klingenbergstraße 16
D-32758 Detmold
Germany
Fon: +49 5231 14-0
Fax: +49 5231 14-292083
www.weidmueller.com



Power on board - 100% safety, 100% integration, 100% cost-effectiveness:

The compact, efficient solution for UL-600V applications in the lower performance range up to 12 kVA

- 29 A at 400 V (IEC)
- 20 A at 600 V (UL)
- Single compartment mating profile
- Clamping range: 0.08 - 4 mm² / AWG 28 - 12

Assisting in device approval:

- Meets the requirements for 600 V according to UL 508 / UL840.
- Meets the increased requirements on touch safety as per IEC68100-5-1

The slimming diet for multiple-stage device series:
Reduce the size and cut costs in the high-volume lower performance range without compromising device approval!

Male header, 90° outlet angle

General ordering data

| | |
|--------------|-----------------------------------------------------------------------------------------------------------------------------------------------------------|
| Type | SL 7.62HP/11/90G 3.2SN BK BX |
| Order No. | 1059550000 |
| Version | PCB plug-in connector, male header, closed side, THT solder connection, 7.62 mm, No. of poles: 11, 90°, Solder pin length (l): 3.2 mm, tinned, Black, Box |
| GTIN (EAN) | 4032248807369 |
| Qty. | 50 pc(s). |
| Product data | IEC: 630 V / 29 A UL: 300 V / 20 A |
| Packaging | Box |

**OMNIMATE Power - series BL/SL 7.62HP
SL 7.62HP/11/90G 3.2SN BK BX**

Weidmüller Interface GmbH & Co. KG
Klingenbergstraße 16
D-32758 Detmold
Germany
Fon: +49 5231 14-0
Fax: +49 5231 14-292083
www.weidmueller.com

Technical data**Dimensions and weights**

Net weight 5.68 g

System specifications

| Product family | | Mounting onto the PCB | |
|----------------------------------------------|---------------------------------|--------------------------------------------|--------------|
| OMNIMATE Power - series BL/SL 7.62HP | | THT solder connection | |
| Pitch in mm (P) | 7.62 mm | Pitch in inches (P) | 0.3 inch |
| Outgoing elbow | 90° | No. of poles | 11 |
| Number of solder pins per pole | 1 | Solder pin length (l) | 3.2 mm |
| Tolerance of solder pin position | ± 0.15 mm | Solder pin dimensions | 1.0 x 1.0 mm |
| Solder eyelet hole diameter (D) | 1.3 mm | Solder eyelet hole diameter tolerance (D)+ | 0,1 mm |
| L1 in mm | 76.2 mm | L1 in inches | 3 inch |
| Number of rows | 1 | Pin series quantity | 1 |
| Touch-safe protection acc. to DIN VDE 57 106 | Safe from finger touch, plugged | Touch-safe protection acc. to DIN VDE 0470 | IP20 plugged |
| Can be coded | Yes | push-in force/pole | 10 N |
| Packaging | Box | | |

Material data

| | | | |
|---------------------------------------|----------------------------|---------------------------------------|----------------------------|
| Insulating material | PBT | Colour | Black |
| Colour chart (similar) | RAL 9011 | Insulating material group | IIIa |
| CTI | ≥ 200 | Insulation resistance | ≥ 10 ⁸ Ω |
| UL 94 flammability rating | V-0 | Contact material | Copper alloy |
| Contact surface | tinned | Layer structure of solder connection | 2-3 μm Ni / 2-4 μm Sn matt |
| Layer structure of plug contact | 2-3 μm Ni / 2-4 μm Sn matt | Storage temperature, min. | -25 °C |
| Storage temperature, max. | 55 °C | Max. relative humidity during storage | 80 % |
| Operating temperature, min. | -50 °C | Operating temperature, max. | 100 °C |
| Temperature range, installation, min. | -25 °C | Temperature range, installation, max. | 100 °C |

Rated data acc. to IEC


| | | | |
|---------------------------------------------------------------------------|------------------------|-----------------------------------------------------------------------|-------------------|
| tested acc. to standard | IEC 60664-1, IEC 61984 | Rated current, min. no. of poles (Tu=20°C) | 29 A |
| Rated current, max. no. of poles (Tu=20°C) | 29 A | Rated current, min. no. of poles (Tu=40°C) | 25 A |
| Rated current, max. no. of poles (Tu=40°C) | 21 A | Rated voltage for surge voltage class / pollution degree II/2 | 630 V |
| Rated voltage for surge voltage class / pollution degree III/2 | 500 V | Rated voltage for surge voltage class / pollution degree III/3 | 400 V |
| Rated impulse voltage for surge voltage class/ pollution degree II/2 | 6 kV | Rated impulse voltage for surge voltage class/ pollution degree III/2 | 6 kV |
| Rated impulse voltage for surge voltage class/ contamination degree III/3 | 6 kV | Short-time withstand current resistance | 3 x 1s with 180 A |
| Clearance, min. | 6.5 mm | Creepage distance, min. | 8.1 mm |

OMNIMATE Power - series BL/SL 7.62HP SL 7.62HP/11/90G 3.2SN BK BX


Weidmüller Interface GmbH & Co. KG
Klingenbergstraße 16
D-32758 Detmold
Germany
Fon: +49 5231 14-0
Fax: +49 5231 14-292083
www.weidmueller.com

Technical data

Rated data acc. to CSA

| | | | |
|-----------------------------------------------------------------------------------|------------------------------------------------------------------------|-----------------------------|-------|
| Institute (CSA) | | Certificate No. (CSA) | |
|  | | | |
| | | 200039-1121690 | |
| Rated voltage (Use group B) | 300 V | Rated voltage (Use group C) | 300 V |
| Rated voltage (use group D) | 600 V | Rated current (use group B) | 20 A |
| Rated current (use group C) | 20 A | Rated current (use group D) | 5 A |
| Reference to approval values | Specifications are maximum values, details - see approval certificate. | | |

Rated data acc. to UL 1059

| | | | |
|-----------------------------------------------------------------------------------|------------------------------------------------------------------------|-----------------------------|---------|
| Institute (cURus) | | Certificate No. (cURus) | |
|  | | | |
| | | E60693 | |
| Rated voltage (use group B) | 300 V | Rated voltage (use group C) | 300 V |
| Rated voltage (use group D) | 600 V | Rated current (use group B) | 20 A |
| Rated current (use group C) | 20 A | Rated current (use group D) | 5 A |
| Clearance distance, min. | 6.5 mm | Creepage distance, min. | 11.2 mm |
| Reference to approval values | Specifications are maximum values, details - see approval certificate. | | |

Classifications

| | | | |
|------------|-------------|------------|-------------|
| ETIM 4.0 | EC002637 | ETIM 5.0 | EC002637 |
| ETIM 6.0 | EC002637 | eClass 6.2 | 27-26-07-04 |
| eClass 7.1 | 27-44-04-02 | eClass 8.1 | 27-44-04-02 |
| eClass 9.0 | 27-44-04-02 | eClass 9.1 | 27-44-04-02 |

Notes

| | |
|-------|------------------------------------------------------------------------------------------------------------------------------------------------------------------------------------------------------------------------------------------------------------------------------------------------------------------------------------------------------------------------------------------------------------------------------------------------|
| Notes | <ul style="list-style-type: none"> • Additional colours on request • Gold-plated contact surfaces on request • Rated current related to rated cross-section & min. No. of poles. • P on drawing = pitch • Rated data refer only to the component itself. Clearance and creepage distances to other components are to be designed in accordance with the relevant application standards. |
|-------|------------------------------------------------------------------------------------------------------------------------------------------------------------------------------------------------------------------------------------------------------------------------------------------------------------------------------------------------------------------------------------------------------------------------------------------------|

| | |
|----------------|----------------------------------------------------------------------------------------------------------------------------------------------------------------------------------------------------------------------------------------------------------------------------------------------------------------------------|
| IPC conformity | Conformity: The products are developed, manufactured and delivered according international recognized standards and norms and comply with the assured properties in the data sheet resp. fulfill decorative properties in accordance with IPC-A-610 "Class 2". Further claims on the products can be evaluated on request. |
|----------------|----------------------------------------------------------------------------------------------------------------------------------------------------------------------------------------------------------------------------------------------------------------------------------------------------------------------------|

Approvals

| | |
|-----------|-------------------------------------------------------------------------------------|
| Approvals |  |
| ROHS | Conform |

Creation date July 2, 2018 9:54:50 AM CEST

Data sheet**OMNIMATE Power - series BL/SL 7.62HP
SL 7.62HP/11/90G 3.2SN BK BX**

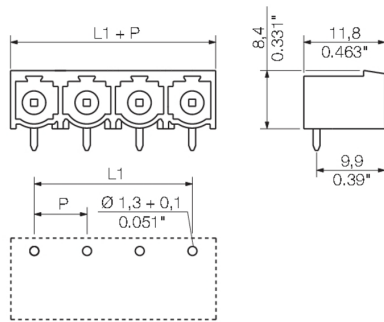
Weidmüller Interface GmbH & Co. KG
Klingenbergstraße 16
D-32758 Detmold
Germany
Fon: +49 5231 14-0
Fax: +49 5231 14-292083
www.weidmueller.com

Technical data**Downloads**

| | |
|---------------------------------------------|------------------------------------------------------------------------------------------------------------------------------------------------------------------------------------------------------------------------------------------------------------------------------------------------------------------------------------------------------------------------------------------------------------------------|
| Approval/Certificate/Document of Conformity | Declaration of the Manufacturer |
| Brochure/Catalogue | FL DRIVES EN MB DEVICE MANUF. EN FL DRIVES DE CAT 2 PORTFOLIOGUIDE EN FL HEATING ELECTR EN FL APPL. INVERTER EN FL_BASE_STATION_EN FL ELEVATOR EN FL POWER SUPPLY EN FL 72H SAMPLE SER EN PO OMNIMATE EN |
| Engineering Data | EPLAN, WSCAD |
| Motion controllers white paper | Download Whitepaper |
| White Paper UL 600 V | Download Whitepaper |

Data sheet**OMNIMATE Power - series BL/SL 7.62HP
SL 7.62HP/11/90G 3.2SN BK BX**

Weidmüller Interface GmbH & Co. KG
Klingenbergstraße 16
D-32758 Detmold
Germany
Fon: +49 5231 14-0
Fax: +49 5231 14-292083
www.weidmueller.com

Drawings**Dimensional drawing**

Recommended wave soldering profiles

Weidmüller Interface GmbH & Co. KG
 Klingenbergstraße 16
 D-32758 Detmold
 Germany
 Fon: +49 5231 14-0
 Fax: +49 5231 14-292083
 www.weidmueller.com

Single Wave:



Double Wave:



Wave soldering profiles

Wired connection elements should be processed in accordance with the DIN EN 61760-1 standard. We have included two recommendations for practical wave soldering profiles, with which Weidmüller PCB terminals and connectors are qualified.

When choosing a suitable profile for your application, the following factors also need to be considered:

- PCB thickness
- Proportion of Cu in the layers
- Single/double-sided assembly
- Product range
- Heating and cooling rates

The single and double wave profiles each indicate the recommended operating range, including the maximum soldering temperature of 260°C. In practice, the maximum soldering temperature is quite often well below the above maximum profile.